

Boondocks Site Calculations

Parker, CO

Crown Point Center

Parking	126,496.00 sf	2.90 acre(s)	32.1% of total site
Landscape Islands	12,674.00 sf	10% of parking lot	
Total Parking Area	126,496.00 sf	2.90 acre(s)	32.1% of total site
'Green' Space	77,467.00 sf	1.78 acre(s)	19.7% of total site
Landscape w/o Parking Islands	64,793.00 sf	1.49 acre(s)	16.5% of total site
Hardscape	27,571.00 sf	0.63 acre(s)	7.0% of total site
Entry Plaza	3,987.00 sf		
Rear Patio	23,584.00 sf		
Total Landscape Area	105,038.00 sf	2.41 acre(s)	26.7% of total site
Main Building	60,480.00 sf	1.39 acre(s)	15.4% of total site
Maintenance Building	1,950.00 sf		
Pump House	248.00 sf		
Total Building Area	62,678.00 sf	1.44 acre(s)	15.9% of total site
Attractions	65,142.00 sf	1.50 acre(s)	16.5% of total site
Bumper Boats Pond	8,671.00 sf		
Go Cart Tracks	56,471.00 sf	1.30 acre(s)	14.3% of total site
Back of House Circulation	34,340.00 sf	0.79 acre(s)	8.7% of total site
Total Attraction Area	99,482.00 sf	2.28 acre(s)	25.3% of total site
Total Site	393,695.60 sf		9.04 acre(s)

Plant Material Areas (Entire Site)

Site Area Description	Size/Sq. Ft.
Turf Areas - Reveille Texas hybrid bluegrass (Irrigated)	27,131 Sq. Ft.
Planting Areas (Irrigated)	31,980 Sq. Ft.
Total Landscape Area	59,111 Sq. Ft.

Parking Area Landscape Island Summary

Area/Sq. Ft.	Trees			Notes
	Deciduous/Ornamental	Evergreen	Shrubs	
12,674 Sq. Ft.	48	1	268	99

Overall Site Landscape Area Summary (Excluding Parking Lot Islands)

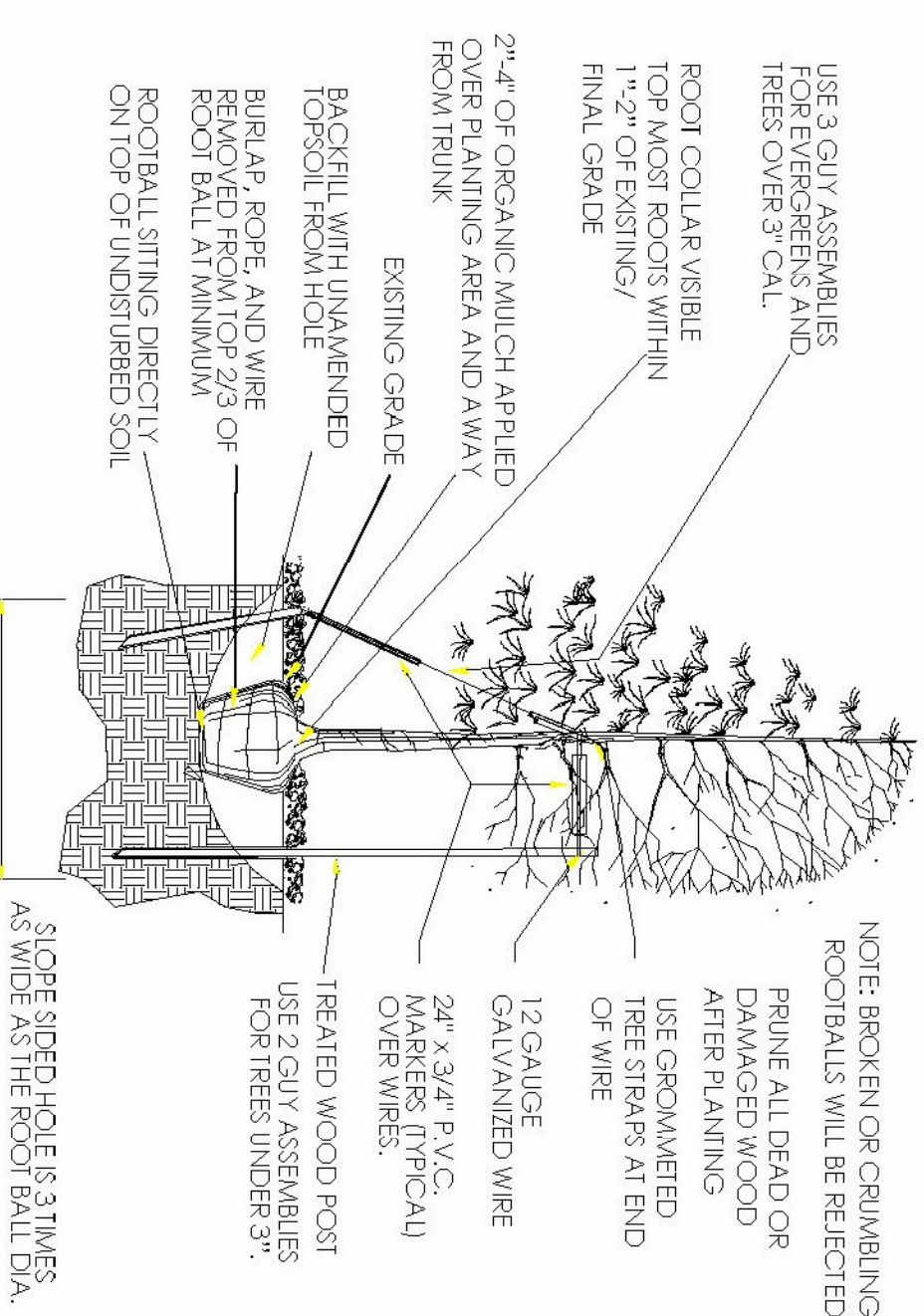
Area/Sq. Ft.	Trees			Notes
	Deciduous/Ornamental	Evergreen	Shrubs	
64,793 Sq. Ft.	93	76	1232	636

Grand Total Overall Site Area Summary (Not Covered By Bldg. & Req. Plg.)

Area/Sq. Ft.	Trees			Notes
	Deciduous/Ornamental	Evergreen	Shrubs	
204,520 Sq. Ft.	141	77	1500	735

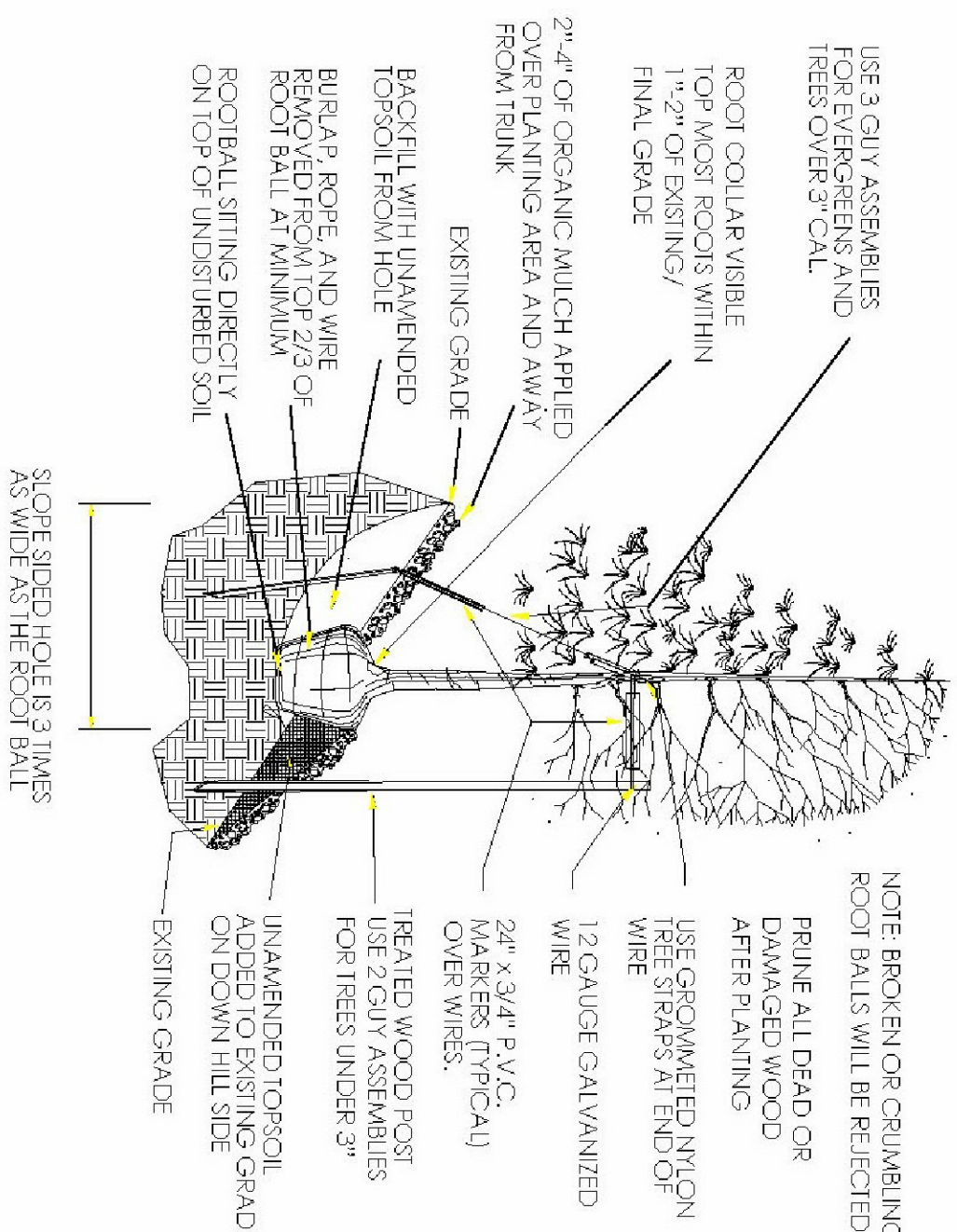
Landscape Area	Law Water		Sub-Total of PWS one divided by 6000 =	SFE Requirement (Sub-Total Calculation divided by 6000 =)
	High Water TURF (6,000sf = 1 SFE)	Native Grass and Spray Shrubs & Perennials (10,000sf = 1 SFE)		
27,131 sq ft =	2086 sq ft = 6 =	23,614 sq ft = 3 =	6289 sq ft = 0 =	5.91 SFEs (Required)
31,980 sq ft =	1252 sq ft = 0 =	7084 sq ft = 0 =	35,467 sq ft = 0 =	

TOWN OF PARKER PLANTING STANDARDS



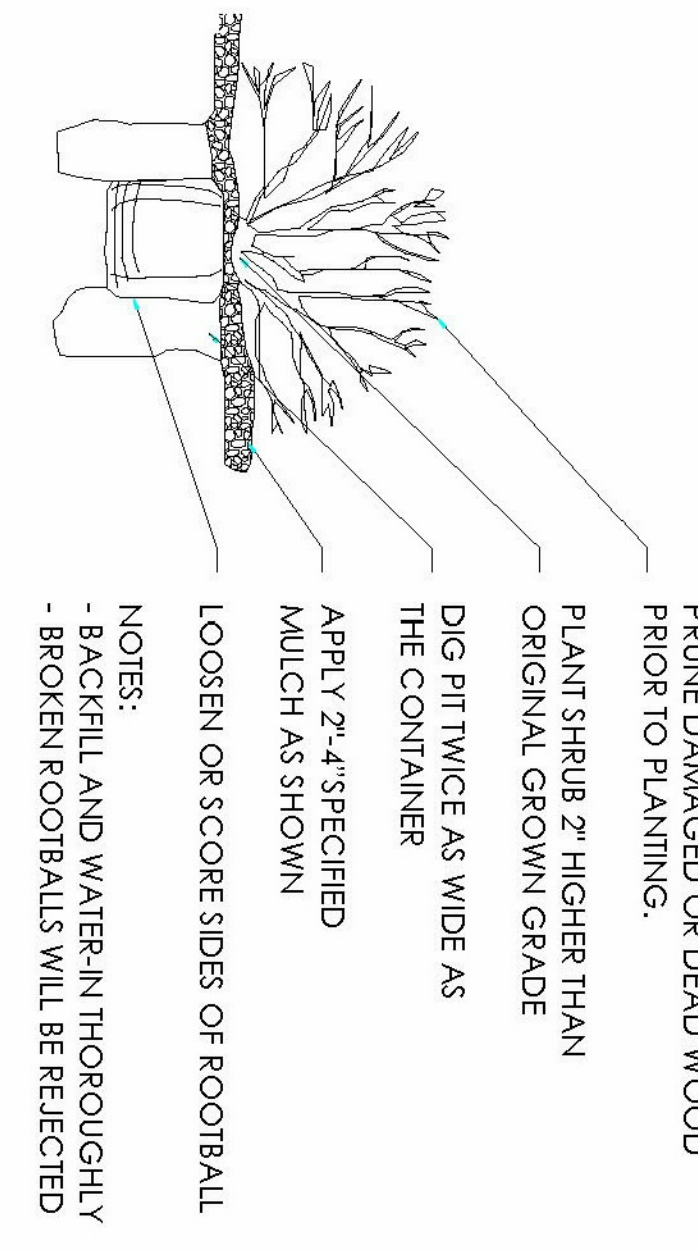
- Excavate planting holes with sloping sides. Make excavations at least three times as wide as the root ball diameter and no deeper than the distance from the top most roots in the root ball to the bottom of the root ball to allow for settling. Do not disturb soil at bottom of planting holes. But do score the sides of the planting hole. The planting area shall be loosened and aerated at least three times the diameter of the root ball. Backfill shall consist of existing on site topsoil - no amendments shall be used unless otherwise specified.
- Trees shall be planted with the root collar/line visible above grade AND two or more structural roots located on an slope (see slope planting detail). Trees that do not have a visible root collar shall be rejected. Do not cover the root ball with soil.
- When root ball will remain intact, cut off bottom 1/4 of wire basket before placing tree in hole, cut off remainder of basket AFTER tree is set in hole, remove basket completely. At a minimum, the top 2/3 of the basket and basket shall be removed from the root ball on all trees. Remove all nylon ties, twine, rope and twine. Remove remaining packing material.
- From soil line to 3' to 4' depth, specified mulch over planting area and make stakes, away from trunk.
- Staking and girding of trees is optional in most planting situations. In areas of extreme winds, or on steep slopes, staking may be required for stability trees. Staking and girding must be removed within 1 year of planting date. Consultation with the owner is advised.
- Two wraps or more to be used on any new plantings, except in later fall planting situations, and only after consultation with the owner is advised.
- Reaming of improperly planted trees will only be allowed if it is determined that doing so will in no way compromise the root ball, and shall only be done with approval of the Town Manager.

TOWN OF PARKER PLANTING STANDARDS



TOWN OF PARKER PLANTING STANDARDS

TOWN OF PARKER PLANTING DETAIL - SHRUBS



NOTES:

- All work shall conform to local Town Codes, and contractor shall be responsible for obtaining all necessary permits. Contractor shall verify location of all existing underground utilities, lines, and structures prior to excavation or trenching. Damage to these utilities shall be repaired by the contractor at no cost to the owner or the landscape architect.
- No substantial change from the approved landscape plan may occur without prior review of the Parker Water and Sanitation District, which may require additional irrigation taps for changes due to more water intensive landscaping.
- All plants shall meet or exceed the plant quality and species standards of the American Standard for Nursery Stock (ANSI Z60.1-2004, as amended). Selected plant material shall be healthy and shall be nursery-grown and adapted to the local area.
- Unless otherwise indicated on the plan, all trees shall be located at least 4 ft. from the parking lot curb or edge of a parking island.
- All shrub beds and turf areas shall receive the following soil amendments per 1000 sq. ft.: 3 CY Supreme Organics, compost of 1/2 mature, 1/2 soil, soilless, supplied by Jermans Sales, or equivalent, or equivalent, per 1000 sq. ft. of 20-10-5 commercial fertilizer - Retail to a minimum depth of 6".
- Plant backfill mix shall be: 1/3 Supreme Organics, or approved equal 2/3 on site soil.
- All annual and perennial beds, and freestanding planters areas will be mulched with shredded Cascade cedar, or other acceptable shredded cedar mulch to a depth of 3" with no weed barrier.
- All trees in turf grass areas must have tree rings mulched with shredded Cascade cedar, or other acceptable shredded cedar mulch to a depth of 3" over Dupont 1 Type weed barrier, or approved equal.
- Shrub beds near mini-golf course and race track areas to be mulched with 1-1/2" Mountain Granite or equivalent to a depth of 3" over Dupont 1 Type weed barrier, or approved equal.
- All parking lot island and parking lot perimeter areas to be mulched with 1-1/2" Tan (Western) River/Rock to a depth of 3" over Dupont 1 Type weed barrier, or approved equal.
- Steel edger to be rolled top, 14 gauge X 4" deep, green painted Dur-edge edger, or approved equal.
- All landscaped areas and plant materials shall be watered by automatic underground systems. The irrigation system will provide full coverage to all turf and plant material areas. Turf areas to be sprayed, irrigated, and shrubs and trees to be drip irrigated.
- Landscaped areas and plant materials shown on these plans indicate those proposed to be installed. However, alternative plant materials may be installed during final construction, if done in compliance with the Town approved plant lists.
- The Owner, his successors and assigns, shall be responsible for installation, maintenance and replacement of all landscaping materials shown or indicated on the approved Site Plan or Landscape Plan on file in the Planning Department. Landscaping will be installed as delineated on the Plan, and in conjunction with any development planning.

PLANT & MATERIALS SCHEDULE

QTY.	ITEM	DECIDUOUS SHRUB TREES	SCIENTIFIC NAME	SIZE	Comments
1	IMP	Impatiens	Impatiens	2" Cal	B&B
2	SHA	Shadehouse	Shadehouse	2" Cal	B&B
3	RIU	Redwood	Redwood	2" Cal	B&B
4	BOA	Bur Oak	Bur Oak	2" Cal	B&B
5	MEA	Madroa Juniper	Madroa Juniper	2" Cal	B&B
6	WBA	White Bark Juniper	White Bark Juniper	2" Cal	B&B
7	DEA	Deer Antler	Deer Antler	2" Cal	B&B
8	PCA	Pink Dogwood	Pink Dogwood	2" Cal	B&B
9	CPA	Common Purple Aster	Common Purple Aster	2" Cal	B&B
10	RTD	Red Top Dogwood	Red Top Dogwood	2" Cal	B&B
11	GRP	Golden Rain Tree	Golden Rain Tree	2" Cal	B&B
12	GOA	Golden Oak	Golden Oak	2" Cal	B&B
13	DIA	Dwarf American Cranberry	Dwarf American Cranberry	2" Cal	B&B
14	PCB	Pink Chokeberry	Pink Chokeberry	2" Cal	B&B
15	RAA	Red Aster	Red Aster	2" Cal	B&B
16	BBE	Burns Blueberry	Burns Blueberry	2" Cal	B&B
17	DIA	Dwarf American Cranberry	Dwarf American Cranberry	2" Cal	B&B
18	PCB	Pink Chokeberry	Pink Chokeberry	2" Cal	B&B
19	CPA	Common Purple Aster	Common Purple Aster	2" Cal	B&B
20	RTD	Red Top Dogwood	Red Top Dogwood	2" Cal	B&B
21	GRP	Golden Rain Tree	Golden Rain Tree	2" Cal	B&B
22	GOA	Golden Oak	Golden Oak	2" Cal	B&B
23	DIA	Dwarf American Cranberry	Dwarf American Cranberry	2" Cal	B&B
24	PCB	Pink Chokeberry	Pink Chokeberry	2" Cal	B&B
25	RAA	Red Aster	Red Aster	2" Cal	B&B
26	BBE	Burns Blueberry	Burns Blueberry	2" Cal	B&B
27	DIA	Dwarf American Cranberry	Dwarf American Cranberry	2" Cal	B&B
28	PCB	Pink Chokeberry	Pink Chokeberry	2" Cal	B&B
29	CPA	Common Purple Aster	Common Purple Aster	2" Cal	B&B
30	RTD	Red Top Dogwood	Red Top Dogwood	2" Cal	B&B
31	GRP	Golden Rain Tree	Golden Rain Tree	2" Cal	B&B
32	GOA	Golden Oak	Golden Oak	2" Cal	B&B
33	DIA	Dwarf American Cranberry	Dwarf American Cranberry	2" Cal	B&B
34	PCB	Pink Chokeberry	Pink Chokeberry	2" Cal	B&B
35	RAA	Red Aster	Red Aster	2" Cal	B&B
36	BBE	Burns Blueberry	Burns Blueberry	2" Cal	B&B
37	DIA	Dwarf American Cranberry	Dwarf American Cranberry	2" Cal	B&B
38	PCB	Pink Chokeberry	Pink Chokeberry	2" Cal	B&B
39	CPA	Common Purple Aster	Common Purple Aster	2" Cal	B&B
40	RTD	Red Top Dogwood	Red Top Dogwood	2" Cal	B&B
41	GRP	Golden Rain Tree	Golden Rain Tree	2" Cal	B&B
42	GOA	Golden Oak	Golden Oak	2" Cal	B&B
43	DIA	Dwarf American Cranberry	Dwarf American Cranberry	2" Cal	B&B
44	PCB	Pink Chokeberry	Pink Chokeberry	2" Cal	B&B
45	RAA	Red Aster	Red Aster	2" Cal	B&B
46	BBE	Burns Blueberry	Burns Blueberry	2" Cal	B&B
47	DIA	Dwarf American Cranberry	Dwarf American Cranberry	2" Cal	B&B
48	PCB	Pink Chokeberry	Pink Chokeberry	2" Cal	B&B
49	CPA	Common Purple Aster	Common Purple Aster	2" Cal	B&B
50	RTD	Red Top Dogwood	Red Top Dogwood	2" Cal	B&B
51	GRP	Golden Rain Tree	Golden Rain Tree	2" Cal	B&B
52	GOA	Golden Oak	Golden Oak	2" Cal	B&B
53	DIA	Dwarf American Cranberry	Dwarf American Cranberry	2" Cal	B&B
54	PCB	Pink Chokeberry	Pink Chokeberry	2" Cal	B&B
55	RAA	Red Aster	Red Aster	2" Cal	B&B
56	BBE	Burns Blueberry	Burns Blueberry	2" Cal	B&B
57	DIA	Dwarf American Cranberry	Dwarf American Cranberry	2" Cal	B&B
58	PCB	Pink Chokeberry	Pink Chokeberry	2" Cal	B&B
59	CPA	Common Purple Aster	Common Purple Aster	2" Cal	B&B
60	RTD	Red Top Dogwood	Red Top Dogwood	2" Cal	B&B
61	GRP	Golden Rain Tree	Golden Rain Tree	2" Cal	B&B
62	GOA	Golden Oak	Golden Oak	2" Cal	B&B
63	DIA	Dwarf American Cranberry	Dwarf American Cranberry	2" Cal	B&B
64	PCB	Pink Chokeberry	Pink Chokeberry	2" Cal	B&B
65	RAA	Red Aster	Red Aster	2" Cal	B&B
66	BBE	Burns Blueberry	Burns Blueberry	2" Cal	B&B
67	DIA	Dwarf American Cranberry	Dwarf American Cranberry	2" Cal	B&B
68	PCB	Pink Chokeberry	Pink Chokeberry	2" Cal	B&B
69	CPA	Common Purple Aster	Common Purple Aster	2" Cal	B&B
70	RTD	Red Top Dogwood	Red Top Dogwood	2" Cal	B&B
71	GRP	Golden Rain Tree	Golden Rain Tree	2" Cal	B&B
72	GOA	Golden Oak	Golden Oak	2" Cal	B&B
73	DIA	Dwarf American Cranberry	Dwarf American Cranberry	2" Cal	B&B
74	PCB	Pink Chokeberry	Pink Chokeberry	2" Cal	B&B
75	RAA	Red Aster	Red Aster	2" Cal	B&B
76	BBE	Burns Blueberry	Burns Blueberry	2" Cal	B&B
77	DIA	Dwarf American Cranberry	Dwarf American Cranberry	2" Cal	B&B
78	PCB	Pink Chokeberry	Pink Chokeberry	2" Cal	B&B
79	CPA	Common Purple Aster	Common Purple Aster	2" Cal	B&B
80	RTD	Red Top Dogwood	Red Top Dogwood	2" Cal	B&B
81	GRP	Golden Rain Tree	Golden Rain Tree	2" Cal	B&B
82	GOA	Golden Oak	Golden Oak	2" Cal	B&B
83	DIA	Dwarf American Cranberry	Dwarf American Cranberry	2" Cal	B&B
84	PCB	Pink Chokeberry	Pink Chokeberry	2" Cal	B&B
85	RAA	Red Aster	Red Aster	2" Cal	B&B
86	BBE	Burns Blueberry	Burns Blueberry	2" Cal	B&B
87	DIA	Dwarf American Cranberry	Dwarf American Cranberry	2" Cal	B&B
88	PCB	Pink Chokeberry	Pink Chokeberry	2" Cal	B&B
89	CPA	Common Purple Aster	Common Purple Aster	2" Cal	B&B
90	RTD	Red Top Dogwood	Red Top Dogwood	2" Cal	B&B
91	GRP	Golden Rain Tree	Golden Rain Tree	2" Cal	B&B
92	GOA	Golden Oak	Golden Oak	2" Cal	B&B
93	DIA	Dwarf American Cranberry	Dwarf American Cranberry	2" Cal	B&B
94	PCB	Pink Chokeberry	Pink Chokeberry	2" Cal	B&B
95	RAA	Red Aster	Red Aster	2" Cal	B&B
96	BBE	Burns Blueberry	Burns Blueberry	2" Cal	B&B
97	DIA	Dwarf American Cranberry	Dwarf American Cranberry	2" Cal	B&B
98	PCB	Pink Chokeberry	Pink Chokeberry	2" Cal	B&B
99	CPA	Common Purple Aster	Common Purple Aster	2" Cal	B&B
100	RTD	Red Top Dogwood	Red Top Dogwood	2" Cal	B&B

All Plant Materials Available at Alameda Wholesale Nursery

Approx. 27.131 square feet total - To be sodded with Reveille Texas Hybrid mix, or approved equal.

Rock Mulch 1 Bed - Approx. 8,182 square feet total - 2" River Rock 1-1/2" or owner approved equal.

Rock Mulch 2 Bed - Approx. 1,241 square feet total - Cascade Cedar, or owner approved equal. Minimum 4" depth for all planting beds, planters, and tree rings within turf areas.

Steel Edger - Approx. 1,202 linear feet - Rolled top, 14 gauge, green painted Dur-edge, or approved equal.

REVISIONS	DATE	DESCRIPTION
1	2/16/15	OWNER CHANGES
2	3/11/15	REVISED PER COMMENTS
3	5/21/15	REVISED PER COMMENTS
4	5/21/15	REVISED PER COMMENTS

SELECT DEVELOPMENT & CONTRACTING, LLC
660 EAST FRANKLIN ROAD, MERIDIAN, ID 83642

Boondocks Fun Center
CROWN POINT DEVELOPMENT PARKER, CO

Peter H. Rockwell, Architect
Architecture • Planning
595 S Americana Boulevard Boise, Idaho 83702
(208) 345-0566 (208) 345-1718 Fax (208) 387-0889
office@pgrboise.com

SITE PLAN LANDSCAPE PLAN (PLANT LIST NOTES & DETAILS)

Prepared By: **KIS**
CHECKED BY: **KIS**
DATE: 3/11/15
SHEET NUMBER: 13

811
CALL TO REPORT A PROBLEM
OR TO REQUEST A SERVICE
FOR THE CITY OF BOISE

Prepared By: **KIS**
CHECKED BY: **KIS**
DATE: 3/11/15
SHEET NUMBER: 13