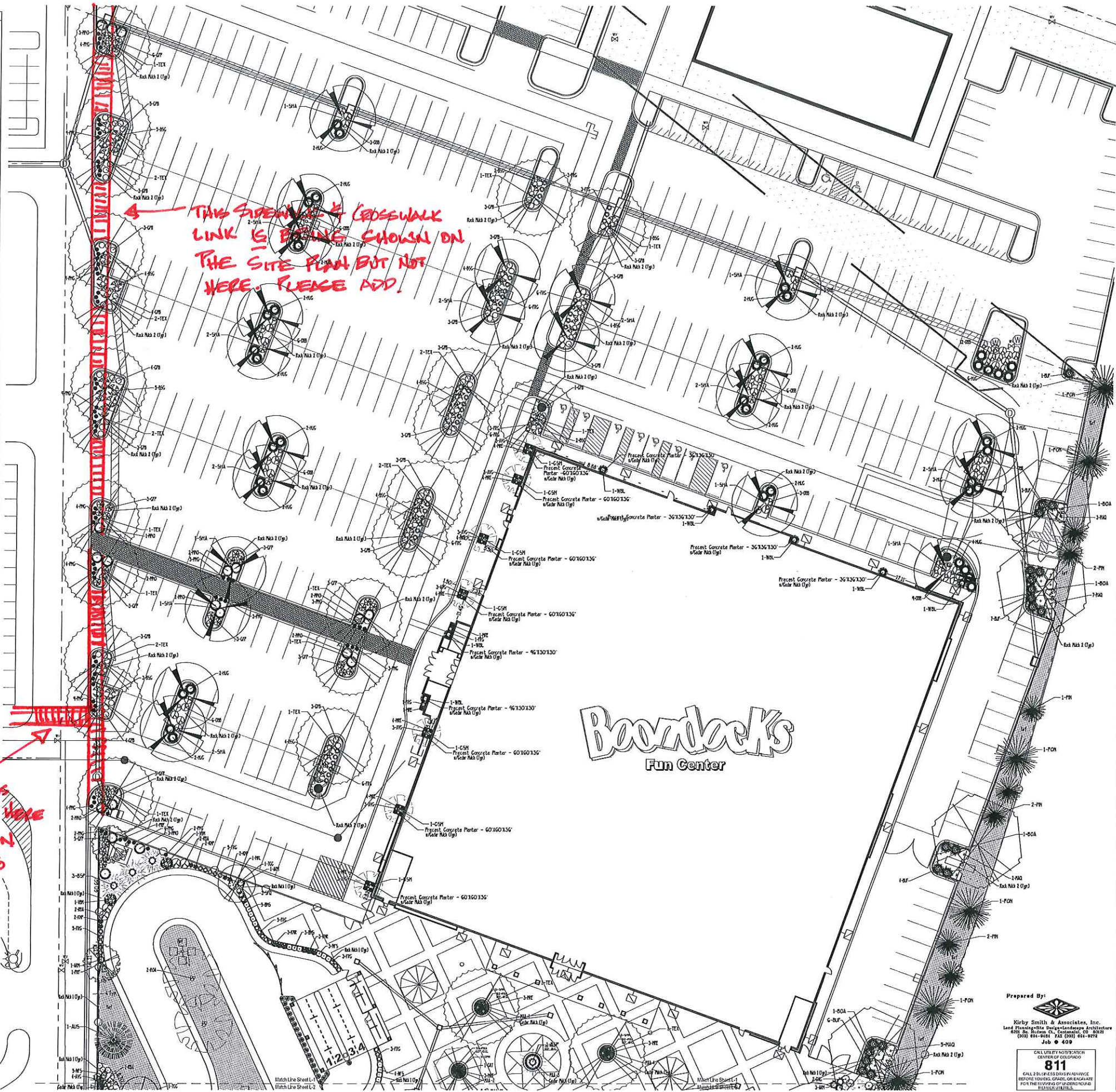
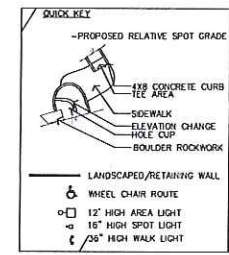
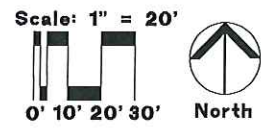


- PLANT LEGEND**
- GP 6-8 White Fr 50'X20'-25'
 - GP 6 Colorado Spruce 60'X35'
 - B5P 8 Bakeri Spruce 30'X10'
 - PN 6 Pinn Pine 25' X 15'
 - AUS 6 Austrian Pine 50'X20'
 - PON 6 Ponderosa Pine 40'X25'
 - MEJ 5-7 Gal. Medora Juniper 10'X5'
 - SPA 5-7 Gal. Spartan Juniper 15'X5'
 - WBL 10 Gal. Wichita Blue Juniper 20'X5'
 - GSM Grison Sentry Maple 25'X15'
 - IMP Imperial Locust 35'X25'
 - SHA Shademaster Honeylocust 50'X35'
 - BOA 2.5' Cal. Burr Oak 70' X 50'
 - TEX Texas Rd Oak 50' X 40'
 - ROA Northern Red Oak 50'X30'
 - EOA English Oak 50'X40'
 - RU Redmond Linden 40'X25'
 - GMC Amr Maple 6' Cump-B15 20'X15'
 - ALG Thimblef Alder 20'X10'
 - GST Goldenran Tree 30'X25'
 - PRF Prairiefire Crab 20'X20'
 - TCG Thunderchild Crab 20'X20'
 - DSL Scotch Lena Broom 3'x4'
 - BSC Spanish Gold Broom 4'x6'
 - EGG Equisynus Emerald Geety 3'x5'
 - AND Andora Juniper 18'X6'
 - ARM Armstrong Juniper 4'x4'
 - BCH Blue Chip Juniper 10'X3'
 - BUF Buffalo Juniper 12'X3'
 - HUG Hughes Juniper 18'X3'
 - OLD Old Gold Juniper 3'x4'
 - RBA Red Barberry 4'x5'
 - CPB Grison Piggy Barberry 2'x3'
 - BRE Butterfly Bush 5'x5'
 - BHS Blue Hat Spruce 3'x3'
 - RTD Redtwig Dogwood 8' X 8'
 - GTT Tom Thumb Cotoneaster 1'x3'
 - CO Cotoneaster. Shrub 6'x4'
 - GRO Rock Cotoneaster 2'x3.5'
 - DBB Dwarf Burning Bush 5'x4'
 - RSA Russian Sage 4'x3'
 - GFP Goldfinger Potentilla 3'x4'
 - GD Gold Drop Potentilla 3' X 3'
 - FAS Fawnes Bittes Sand Cherry 1.5'X3'
 - OSP Daphne Spirea 2'x2'
 - LS Little Princess. Pink Spirea 2'x3'
 - NFS Neon Flash Spirea 3'x3'
 - SFQ Fairy Queen Spirea 3'x3'
 - MIL Miss Kim Lila 5'x5'
 - GPL Cannon Purple Lila 1.5'X2'
 - CSU Stegorn Cutleaf Sunas 8'X6'
 - VKS Koreanspice Viburnum 6' X 6'
 - DAG Dwarf American Crabberry 6'x4'
 - KMP Knockout Pink Rose 3'x3'
 - KNR Knockout Red Rose 3'x3'
 - CPM Coniflexor Magna 24'-36'x24'
 - GAN Gallardo Burgundy 14'-24'x12'-24'
 - ELA English Lavender 12'-18'x12'-18'
 - RGD Goldstrum Rudbeckia 30'x24'
 - SHN Selvia. May Night 18'x18'
- Perennials to be included in RMA Need Areas/Perennials Areas
- YAM Yellow Moonshine/Yellow 20'X21'
 - HSU Hyssop Sunset 24'-36'x18'-30'
 - REV Red Valerian 24'x24'
 - COM Copeopsis Moonbeam 18'-24'x12'-18'
 - CPM Coniflexor Magna 24'-36'x24'
 - GAN Gallardo Burgundy 14'-24'x12'-24'
 - ELA English Lavender 12'-18'x12'-18'
 - RGD Goldstrum Rudbeckia 30'x24'
 - SHN Selvia. May Night 18'x18'
- Ornamental Grasses
- FKG Feather Reed Grass 3'-6'x24'
 - AVG Blue Arena Grass 2'x2'
 - PMG Maiden Grass. Purple/Flame 3'-4'x18'-24'
 - RSG Red Switch Grass 3'-4'x24'-30'
 - LLG Little Bluestem 3'-4'x2'
- Materials
- Precast Concrete Planters 36"X36" 48"X36"
 - Impregated Turf (Revelle) - Texas Hybrids mix
 - Water Features, Fountains + Fds.
 - RMA Need Areas/Perennials



THIS SIDEWALK & CROSSWALK LINK IS BEING SHOWN ON THE SITE PLAN BUT NOT HERE. PLEASE ADD.

ADD SIDEWALKS & CROSSWALKS HERE FOR PEDESTRIAN CONNECTIVITY TO LOT 4B



REVISIONS

DESCRIPTION	DATE
OWNER CHANGES	2/16/15
SITE REVISIONS	3/11/15
FORMS & CORRECTIONS	3/11/15
FINAL REVISIONS	3/21/15

SELECT DEVELOPMENT & CONTRACTING, LLC

660 EAST FRANKLIN ROAD, MERIDIAN, ID 83642

Beondeck's

Fun Center

660 EAST FRANKLIN ROAD, MERIDIAN, ID 83642

Peter H. Rockwell, Architect

Architecture + Planning

595 S Americana Boulevard Boise, Idaho 83702

(208) 345-0566 (208) 345-1718 Fax (208) 387-0889

office@pbr.com

SITE PLAN LANDSCAPE PLAN (NORTH)

Prepared By:

Kirby Smith & Associates, Inc.

Lead Landscape Designer/Landscape Architect

6800 S. University Blvd., Suite 200 Boise, ID 83725

(208) 854-8844 FAX (208) 854-8874

Job # 409

CALL US BY MOBILE/TEXT CENTER OF COLORADO

811

CALL 24 HOURS BEFORE ANY DIGGING BEFORE YOU DIG, GRAB OR ENGAGE FOR THE SAFETY OF YOUR PROJECT AND THE PUBLIC.

SHEET DATA

DRAWN BY: KJS

CHECKED BY: KJS

SCALE: 1" = 20'

DATE: 3/11/15

PROJECT # 1-1000

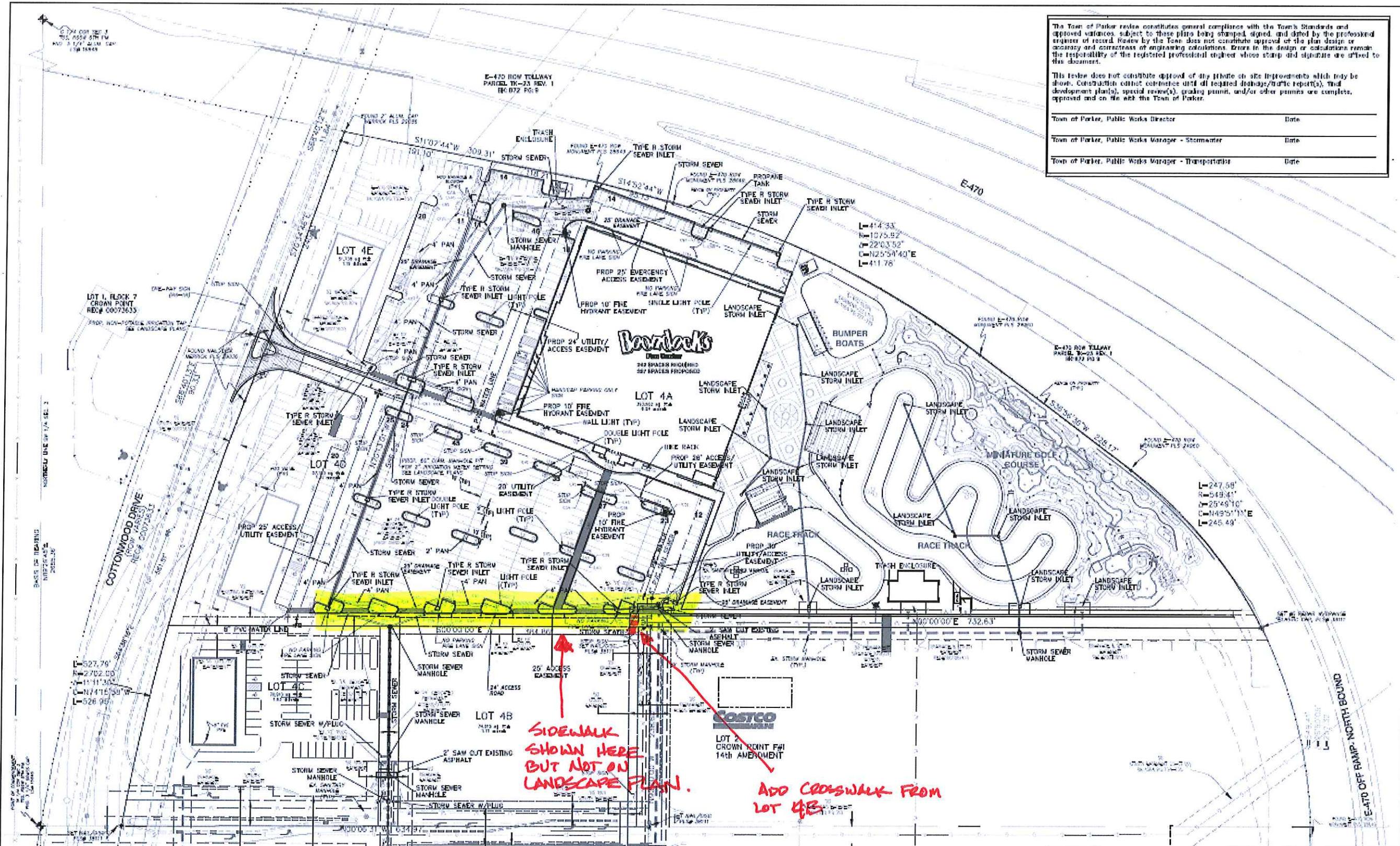
SHEET NUMBER

L-1

The Town of Parker review constitutes general compliance with the Town's Standards and approved variances, subject to these plans being stamped, signed, and dated by the professional engineer of record. Review by the Town does not constitute approval of the plan design or accuracy and correctness of engineering calculations. Errors in the design or calculations remain the responsibility of the registered professional engineer whose stamp and signature are affixed to this document.

This review does not constitute approval of any phase or site improvements which may be shown. Construction shall commence until all required drainage/utility report(s), and development plan(s), special review(s), grading permit, and/or other permits are complete, approved and on file with the Town of Parker.

Town of Parker, Public Works Director _____ Date _____
 Town of Parker, Public Works Manager - Stormwater _____ Date _____
 Town of Parker, Public Works Manager - Transportation _____ Date _____



SIDEWALK SHOWN HERE BUT NOT ON LANDSCAPE PLAN.

ADD CROSSWALK FROM LOT 4B

REVISION	DATE	MM&D ENGINEERING SERVICES, INC. William B. Miller, PE 10110 REGISTERED CONSTRUCTION MANAGEMENT 8125 N. Crystal Lake Road, Suite 100 Castle Rock, Colorado 80108 PH (303) 908-8082 FAX (303) 908-8369
PARKING LOT	02/24/2014	
UTILITY EASEMENT	05/20/2015	
CONDUITS	05/20/2015	
Hoomeocks Parker, Colorado		03/10/2015 DATE: 02/28/2014 DESIGNED: WBM/ML CHECKED: ML/ML SHEET NO. 12-141 SHEET 3 OF 24
Site Plan		
Site Plan		