

**610/620**

# ROLLING SERVICE DOORS



HEAVY-DUTY ROLLING SERVICE DOOR



**STRENGTH.  
VERSATILITY.  
GOOD LOOKS.**



INDUSTRY LEADING  
COMMERCIAL & INDUSTRIAL SOLUTIONS

**Standard features at a glance**



Max standard width	30'4" (9246 mm)
Max standard height	28'4" (8636 mm)
Curtain	22 ga. galvanized steel up to 15'4" (4674 mm) wide 20 ga. galvanized steel over 18'4" to 25'4" (5588 -7722 mm) wide 18 ga. galvanized steel over 25'4" to 30'4" (7722-9245 mm) wide
Slat profile	Curved, type C-187 or C-275 (Model 610); Flat, type F-265 (Model 620)
Finish	Gray, Tan, Brown or White
Hood	24 ga. galvanized steel
Wind load	20 psf
Standard mounting	Face-of-wall
Operation	Manual push-up up to 84 ft² (7804 mm²) or 12' x 7' (3658 mm x 2134 mm) Chain hoist over 84 ft² (7804 mm²) or 12' x 7' (3658 mm x 2134 mm)
Standard spring	20,000 cycle
Weatherseals	Bottom bar astragal Guide weatherseals and hood baffle (Model 620)
Guides	Three structural steel angles; PowderGuard® weathered finish with black powder coat
Bottom bar	Extruded aluminum w/weatherseal to 15'4" (4674 mm) Back-to-back steel angles w/weatherseal > 15'4" (>4674 mm)
Lock	Interior slide bolt on push-up Padlockable chain keeper on chain hoist
Warranty	24-month limited; 3 years/20,000 cycles limited on Overhead Door door and operator system**

**Options**

- Electric operator (RHX®, RSX®, RMX®) or crank operation
- Bottom sensing edge, sloping bottom bar
- Galvanized steel bottom bar angles and guides
- Between-jamb mounting
- Stainless steel or aluminum slats
- High-usage package
- High-wind load option (FBC, TDI, DADE)\*
- Cylinder lock
- Exhaust ports
- Flat slat profile option F-265 and C-600 heavy-duty 6" curved slat (Model 610)
- Perforated 18-gauge steel slats with 1/16" (2 mm) diameter holes on 1/16" (2 mm) centers
- Fenestrated slats with uniformly spaced openings of 5/8" x 3" (16 mm x 76 mm) or 1" x 10" (25.4 mm x 254 mm) on F265 slat only
- PowderGuard® Premium powder coat paint finish in 197 standard colors, or color-matched to specification
- PowderGuard® Zinc and PowderGuard® Weathered finishes
- Special application doors:
  - Oversized doors to 1500 ft². (139.4 m²)
  - Combination doors with grilles and/or with full or partial standard, perforated or fenestrated slats
  - Spark-resistant doors, craneway doors, pass doors

**Cover image:** Model 610, perforation on top 2/3, bottom 1/3 solid, custom finish

**Image above:** Stormtite™, Model 620, finish in Brown


\* FBC – Florida Building Code; TDI – Texas Department of Insurance; DADE – Miami-Dade Building Code Compliance Office  
\*\* When purchased together



**Door that is are strong, durable, handsome and versatile**

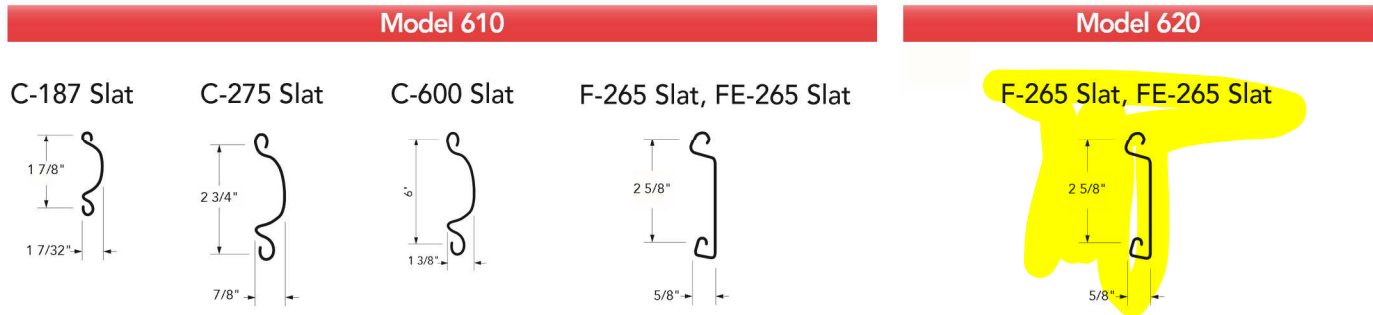
Model 610 – the best selling door of our line. Stormtite™ Model 620 is an ideal choice for keeping climate-controlled air in and the elements out. Available to fit openings up to 30'4" x 28'4" (9246 mm x 8636 mm), these doors are fabricated of 18- to 24-gauge galvanized steel (depending upon door width), and can withstand wind loads up to 20 psf. Interlocking slats with endlocks ensure a tight fit while minimizing lateral movement.

Design versatility is afforded by a wide array of options, including a selection of slat profiles; curtain materials, finishes and colors; electric operation, and special features for unique applications. Each of our rolling service doors is configured for precise fitting of components, simpler installation, lower maintenance costs and trouble-free operation for life. The result is a door tough enough to perform exceptionally well in demanding industrial environments – and attractive enough to meet exacting aesthetic requirements.



Model 620, custom finish

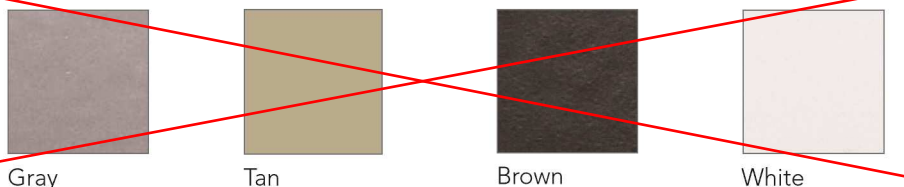
**Slat profiles**



**Finish options**

Finish details	
Standard polyester base coat	Two-coat system with polyester based top coat.
PowderGuard® Premium powder coat	Weather resistant polyester powder coat available in 197 colors; custom color match and EZ Clean treatment options available.
PowderGuard® Zinc finish	Zinc enriched powder coat provides excellent corrosion protection that outperforms both hot dipped and cold galvanized steel. Color selection from 197 powder coat colors; custom color match also available.
PowderGuard® Weathered finish	Industrial textured powder coat provides a thicker, more scratch resistant coat for added product protection.

**Colors**



**COLOR WILL BE A CUSTOM COLOR TO MATCH THE METAL PANEL VENEER. FIRESTONE UNACLAD CHARCOAL GRAY**

Actual colors may vary from brochure due to fluctuations in the printing process. Always request a color sample from your Overhead Door Distributor for accurate color matching.

RENOVATION  
EXTERIOR  
723-7577

Model 610, perforated steel slat, PowderGuard® Weathered finish in Iron

Tools to help you  
get the job done.

## Architect's Corner

A resource for architects, containing comprehensive technical and resource materials to support your project, including drawings and specifications for commercial doors.

[www.overheaddoor.com](http://www.overheaddoor.com)

The original, innovative choice for unequalled quality and service.

Overhead Door pioneered the upward-acting door industry, inventing the first upward-acting door in 1921 and the first electric door operator in 1926. Today, we continue to be the industry leader through the strength of our product innovation, superior craftsmanship and outstanding customer support, underscoring a legacy of quality, expertise and integrity. That's why design and construction professionals specify Overhead Door products more often than any other brand. Our family of over 400 Overhead Door Distributors across the U.S. and Canada not only share our name and logo, but also our commitment to excellence.



INDUSTRY LEADING  
COMMERCIAL & INDUSTRIAL SOLUTIONS



2501 S. State Hwy. 121 Bus., Suite 200, Lewisville, TX 75067  
1-800-929-DOOR • [sales@overheaddoor.com](mailto:sales@overheaddoor.com)  
[www.overheaddoor.com](http://www.overheaddoor.com)