

NO CHANGES ARE TO BE MADE TO THIS DRAWING WITHOUT WRITTEN PERMISSION OF THE TOWN OF PARKER

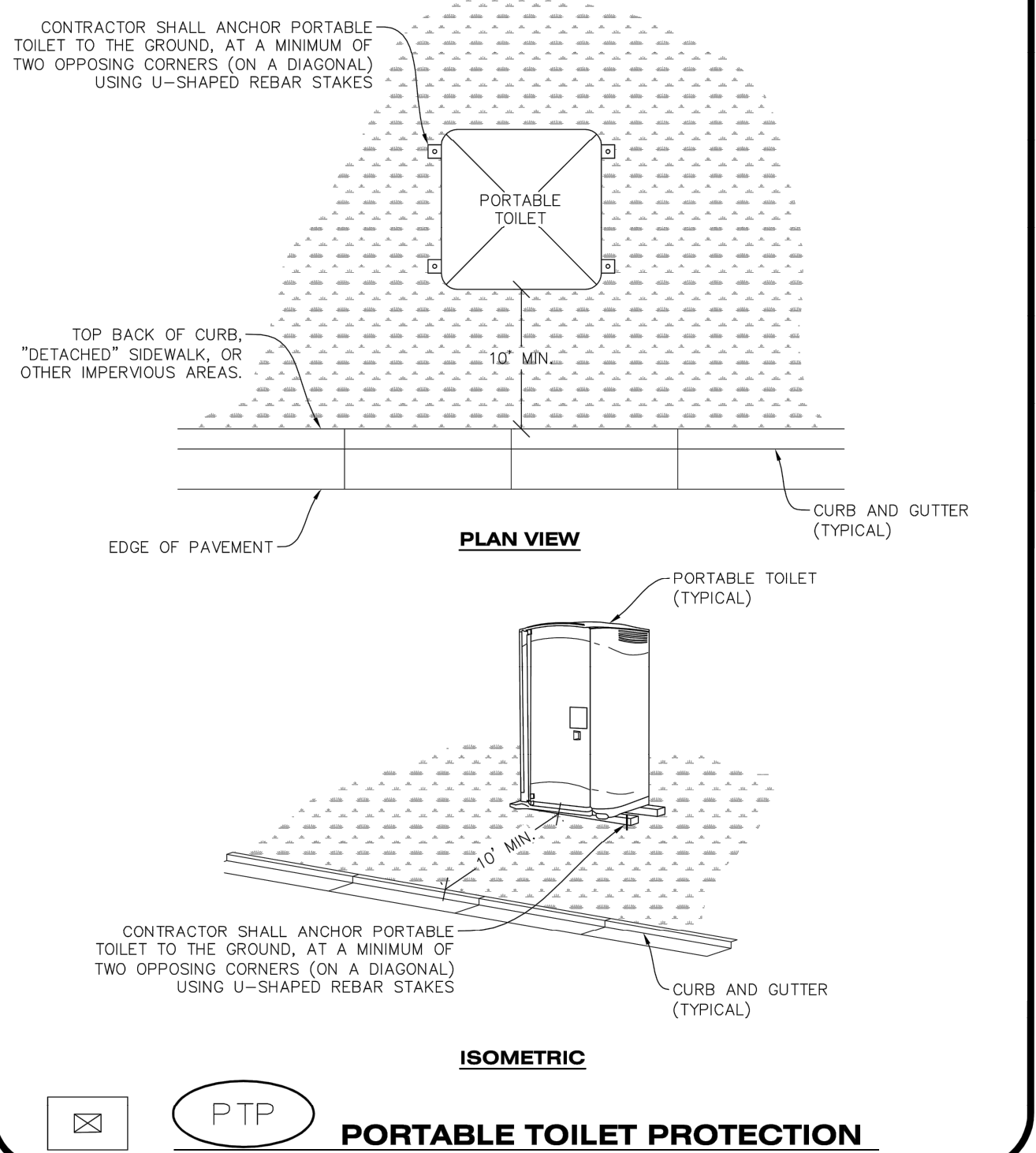
MASONRY WORK PROTECTION INSTALLATION NOTES

1. MASONRY WORK PROTECTION MAY NEED TO BE INSTALLED WHEN MASONRY WORK AND MIXING IS OCCURRING.
2. A ROCK SOCK SHALL BE INSTALLED IN A CRESCENT SHAPE ON THE DOWNHILL SIDE OF THE MASONRY WORK AND MIXER.
3. CRUSHED ROCK SHALL BE 2.0"-3.0" IN SIZE WITH A FRACTURED FACE (ALL SIDES).
4. ROCK SOCK SHALL BE ONE CONTINUOUS PIECE OR SHALL BE CONSTRUCTED USING WIRE WRAPPED JOINTS (SEE DETAIL RS).
5. ROCK SOCK SHALL BE CONSTRUCTED USING CHICKEN WIRE OR OTHER APPROVED MATERIAL, SIZED TO KEEP ROCK FROM SPILLING OUT.

MASONRY WORK PROTECTION INSPECTION AND MAINTENANCE NOTES

1. THE EROSION CONTROL SUPERVISOR SHALL REGULARLY INSPECT THE MASONRY WORK PROTECTION.
2. ALL CONCRETE WASTE SHALL BE REGULARLY CLEANED AND PLACED IN THE CONCRETE WASH OUT AREA.
3. ROCK SOCKS SHALL BE REPLACED IF THEY BECOME HEAVILY SOILED OR DAMAGED.

NO CHANGES ARE TO BE MADE TO THIS DRAWING WITHOUT WRITTEN PERMISSION OF THE TOWN OF PARKER



PTP **PORTABLE TOILET PROTECTION**

CBMP **MWP**
 CONSTRUCTION BEST MANAGEMENT PRACTICES 2 OF 2
 Oct. 2013

CBMP **PTP**
 CONSTRUCTION BEST MANAGEMENT PRACTICES 1 OF 2
 Oct. 2013

NO CHANGES ARE TO BE MADE TO THIS DRAWING WITHOUT WRITTEN PERMISSION OF THE TOWN OF PARKER

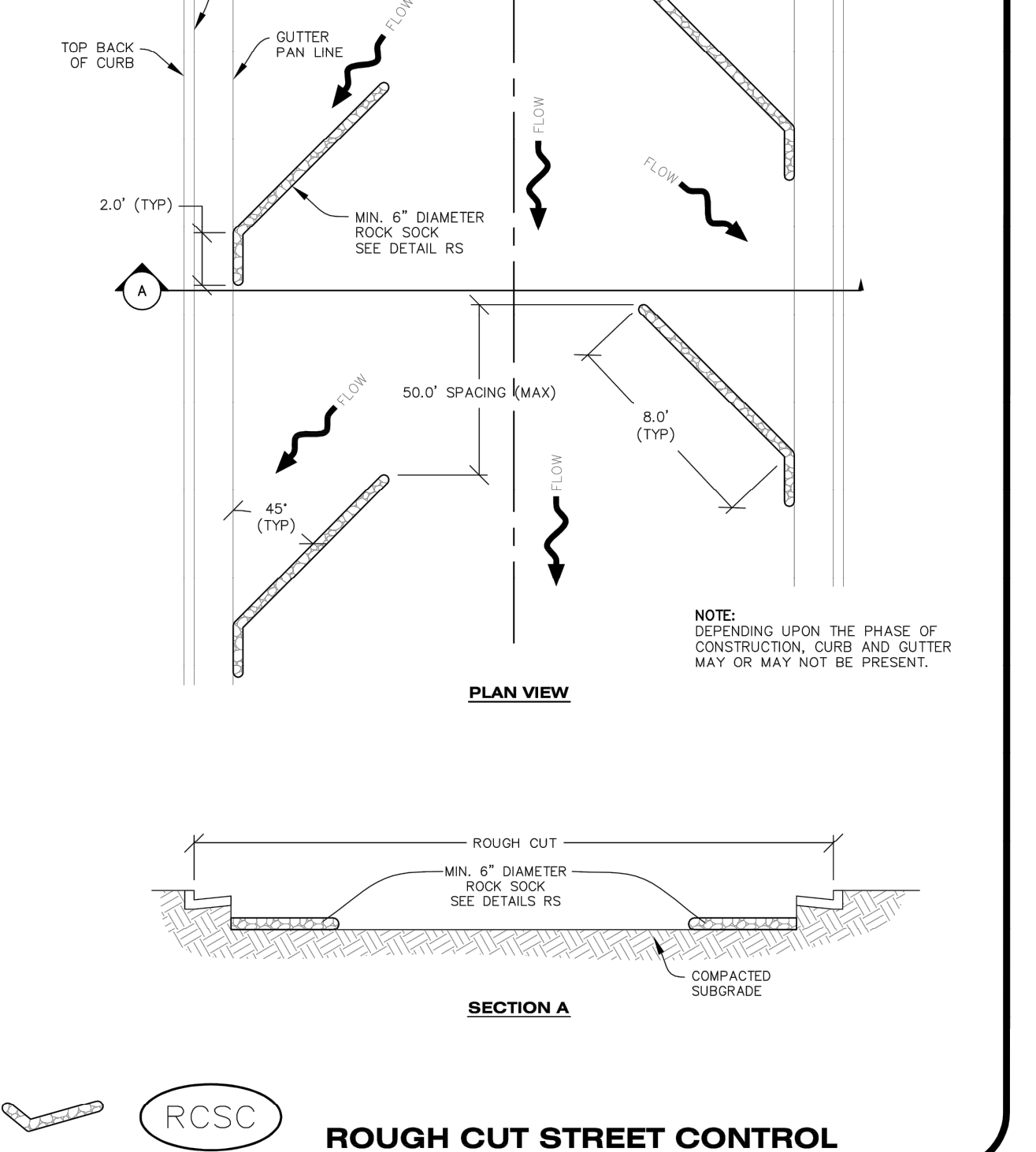
PORTABLE TOILET PROTECTION INSTALLATION NOTES

1. PORTABLE TOILETS SHALL BE PLACED A MINIMUM OF 10.0' BEHIND ALL CURBS, SIDEWALKS, AND OTHER IMPERVIOUS AREAS.
2. ALL PORTABLE TOILETS MUST BE GROUPED TOGETHER.
3. PORTABLE TOILETS SHALL BE SECURELY ANCHORED TO THE GROUND USING U-SHAPED REBAR STAKES.
4. U-SHAPED REBAR STAKES SHALL BE POSITIONED ON AT LEAST 2 OPPOSING (DIGITAL) CORNERS.

PORTABLE TOILET PROTECTION INSPECTION AND MAINTENANCE NOTES

2. THE EROSION CONTROL SUPERVISOR SHALL REGULARLY INSPECT THE PORTABLE TOILET PROTECTION.
3. PORTABLE TOILETS SHALL BE SERVICED AT THE NECESSARY INTERVALS TO ELIMINATE THE POSSIBILITY OF OVERFLOW.
4. WHEN THE PORTABLE TOILETS ARE REMOVED, ANY DISTURBED AREAS ASSOCIATED WITH THE INSTALLATION, MAINTENANCE, AND/OR REMOVAL OF THE TOILETS MAY NEED TO BE LANDSCAPED OR ROUGHENED, SEEDED, MULCHED, AND CRIMPED PER THE TOWN'S SPECIFICATIONS (SEE DETAIL SMC).
5. PORTABLE TOILETS THAT ARE NOT CONSISTENTLY MAINTAINED IN ACCORDANCE WITH THESE REQUIREMENTS MAY NEED TO BE CLUSTERED TOGETHER, IN ONE CENTRALIZED LOCATION IN ORDER TO INCREASE COMPLIANCE AND REDUCE THE CHANCE OF A SPILL.

NO CHANGES ARE TO BE MADE TO THIS DRAWING WITHOUT WRITTEN PERMISSION OF THE TOWN OF PARKER



RCSC **ROUGH CUT STREET CONTROL**

CBMP **RCSC**
 CONSTRUCTION BEST MANAGEMENT PRACTICES 1 OF 2
 Oct. 2013

NO CHANGES ARE TO BE MADE TO THIS DRAWING WITHOUT WRITTEN PERMISSION OF THE TOWN OF PARKER

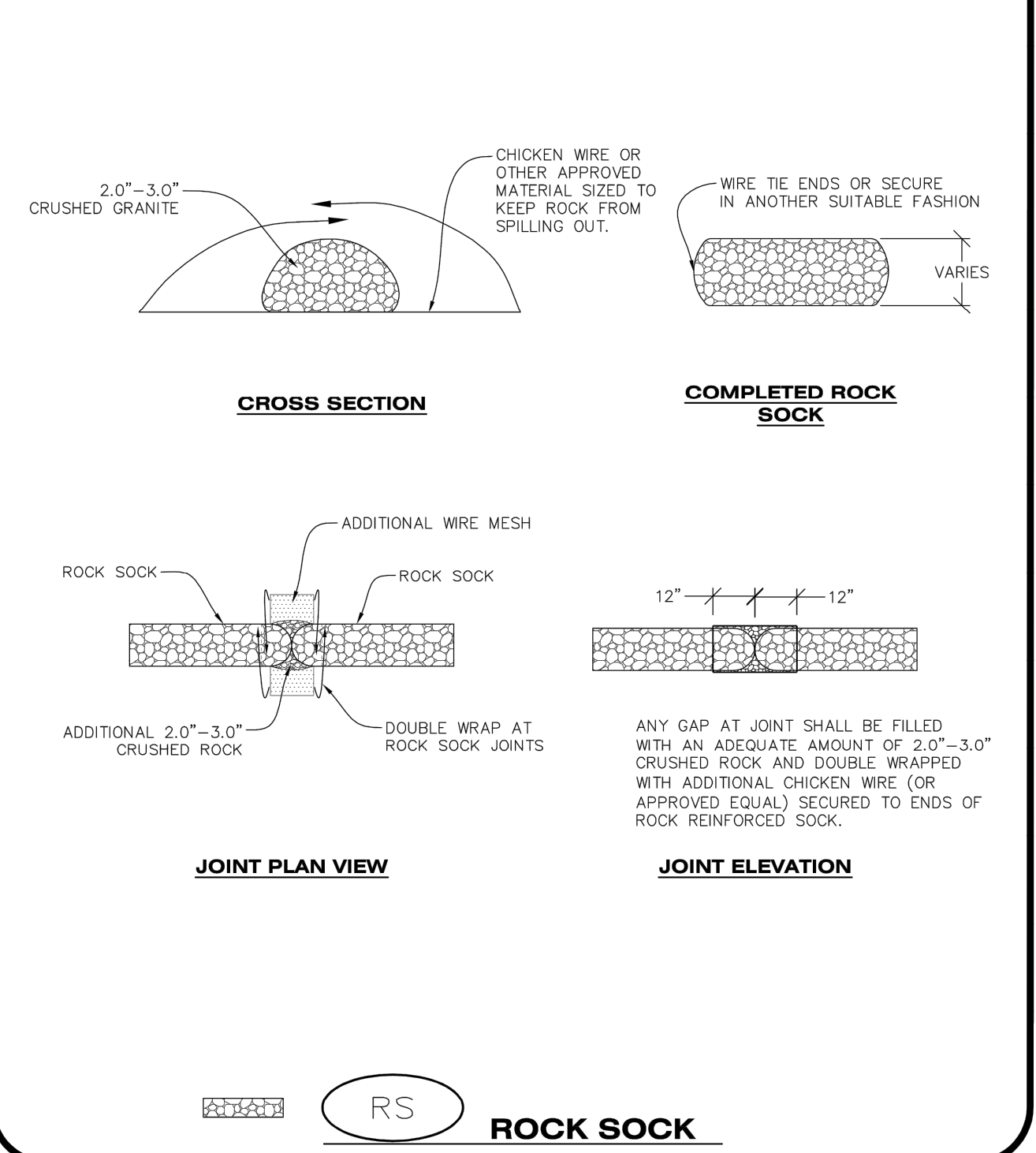
ROUGH CUT STREET CONTROL INSTALLATION NOTES

1. SEE CBMP PLAN FOR LOCATION(S) OF ROUGH CUT STREET CONTROL.
2. THE SPACING OF THE ROUGH CUT STREET CONTROL MAY BE DETERMINED BY THE DESIGN ENGINEER AND SHOWN ON THE CBMP PLAN.

ROUGH CUT STREET CONTROL INSPECTION AND MAINTENANCE NOTES

1. THE EROSION CONTROL SUPERVISOR SHALL REGULARLY INSPECT THE ROUGH CUT STREET CONTROL.
2. ACCUMULATED SEDIMENT SHALL BE REMOVED WHEN THE SEDIMENT DEPTH IS 1/2 THE HEIGHT OF THE ROCK SOCK.
3. ROUGH CUT STREET CONTROL SHALL BE REPAIRED IMMEDIATELY FOLLOWING ANY SIGN OF WEAR OR ALTERATION OF THE ORIGINAL SHAPE AND DIMENSIONS.
4. ROUGH CUT STREET CONTROL SHALL BE KEPT IN PLACE AND MAINTAINED UNTIL SUB-GRADE PREPARATION BEGINS FOR PAVING. AT THAT POINT, THE RCSC SHOULD BE REMOVED IN INCREMENTS BASED ON SUBGRADE PREPARATION.

NO CHANGES ARE TO BE MADE TO THIS DRAWING WITHOUT WRITTEN PERMISSION OF THE TOWN OF PARKER



RS **ROCK SOCK**

CBMP **RS**
 CONSTRUCTION BEST MANAGEMENT PRACTICES 1 OF 2
 Oct. 2013

NO CHANGES ARE TO BE MADE TO THIS DRAWING WITHOUT WRITTEN PERMISSION OF THE TOWN OF PARKER

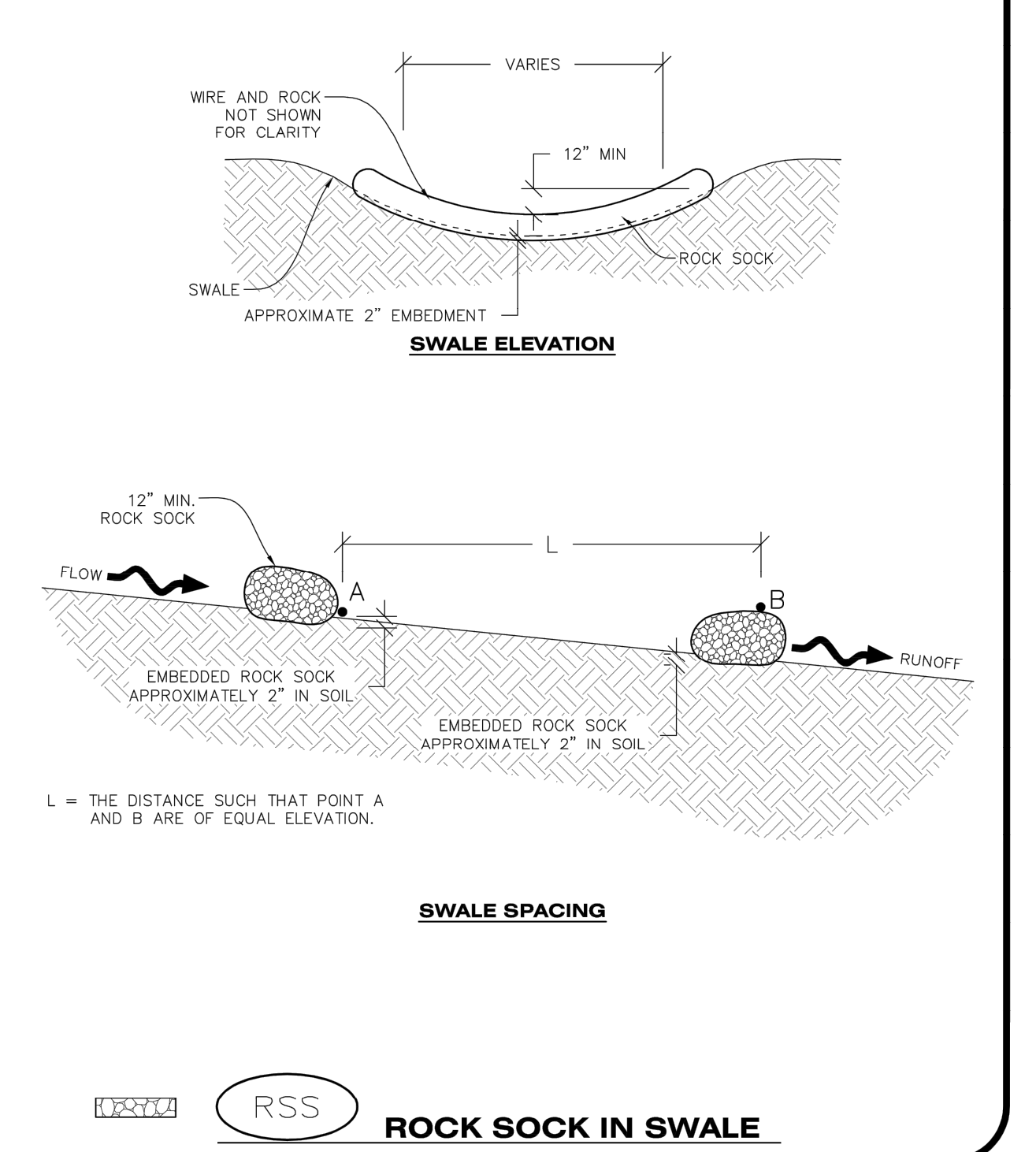
ROCK SOCK INSTALLATION NOTES

1. SEE CBMP PLAN FOR LOCATION(S) OF ROCK SOCK.
2. CRUSHED ROCK SHALL BE APPROXIMATELY 2.0"-3.0" GRANITE IN SIZE WITH A FRACTURED FACE (ALL SIDES).
3. ROCK SOCK SHALL BE APPROXIMATELY ONE CONTINUOUS PIECE OR SHALL BE CONSTRUCTED USING WIRE WRAPPED JOINTS (SEE DETAIL RS).
4. ROCK SOCK SHALL BE CONSTRUCTED USING CHICKEN WIRE OR OTHER APPROVED MATERIAL SIZED TO KEEP ROCK FROM SPILLING OUT.
5. MINIMUM ROCK SOCK DIAMETER SHALL VARY BASED ON APPLICATION (7" MIN).
6. TUBULAR MARKERS MAY NEED TO BE USED IN CONJUNCTION WITH ROCK SOCKS ANYTIME THE ROCK SOCK IS PLACED ON A ROADWAY, SIDEWALK, PARKING LOT OR OTHER LOCATION SUSCEPTIBLE TO VEHICLE OR PEDESTRIAN TRAFFIC. TUBULAR MARKERS SHALL CONFORM TO THE TUBULAR MARKER DETAIL.

ROCK SOCK INSPECTION AND MAINTENANCE NOTES

1. THE EROSION CONTROL SUPERVISOR SHALL REGULARLY INSPECT THE ROCK SOCKS.
2. ROCK SOCKS SHALL BE REPLACED IF THEY BECOME HEAVILY SOILED OR DAMAGED.
3. ROCK SOCKS SHALL REMAIN IN PLACE AND PROPERLY MAINTAINED UNTIL VEGETATIVE COVER HAS REACHED A CONSISTENT DENSITY OF AT LEAST 70% OF FULL VEGETATIVE COVER AND EROSION AND SEDIMENTATION IS NO LONGER A POSSIBILITY AS DETERMINED BY THE TOWN'S INSPECTOR OR AS OTHERWISE DIRECTED BY THE TOWN'S INSPECTOR.

NO CHANGES ARE TO BE MADE TO THIS DRAWING WITHOUT WRITTEN PERMISSION OF THE TOWN OF PARKER



RSS **ROCK SOCK IN SWALE**

CBMP **RSS**
 CONSTRUCTION BEST MANAGEMENT PRACTICES 1 OF 1
 Oct. 2013

\\\kimley-horn.com\csm\del\DEL CIV\096481002 - Parker & Pita, ME\CAD\Drawings\096481002_EC_DT.dwg Drawn: Zach 10/16/13 10:57 AM
 This document, including all text, graphics and images, is the property of Kimley-Horn and Associates, Inc. and is loaned to you for your use only. It is not to be reproduced, copied, or distributed to any other person without the written consent of Kimley-Horn and Associates, Inc. All rights reserved.

NO.	REVISION	BY	DATE

Kimley»Horn
 2020 KIMLEY-HORN AND ASSOCIATES, INC.
 4582 South Ulster Street, Suite 1500
 Denver, Colorado 80237 (303) 228-2300

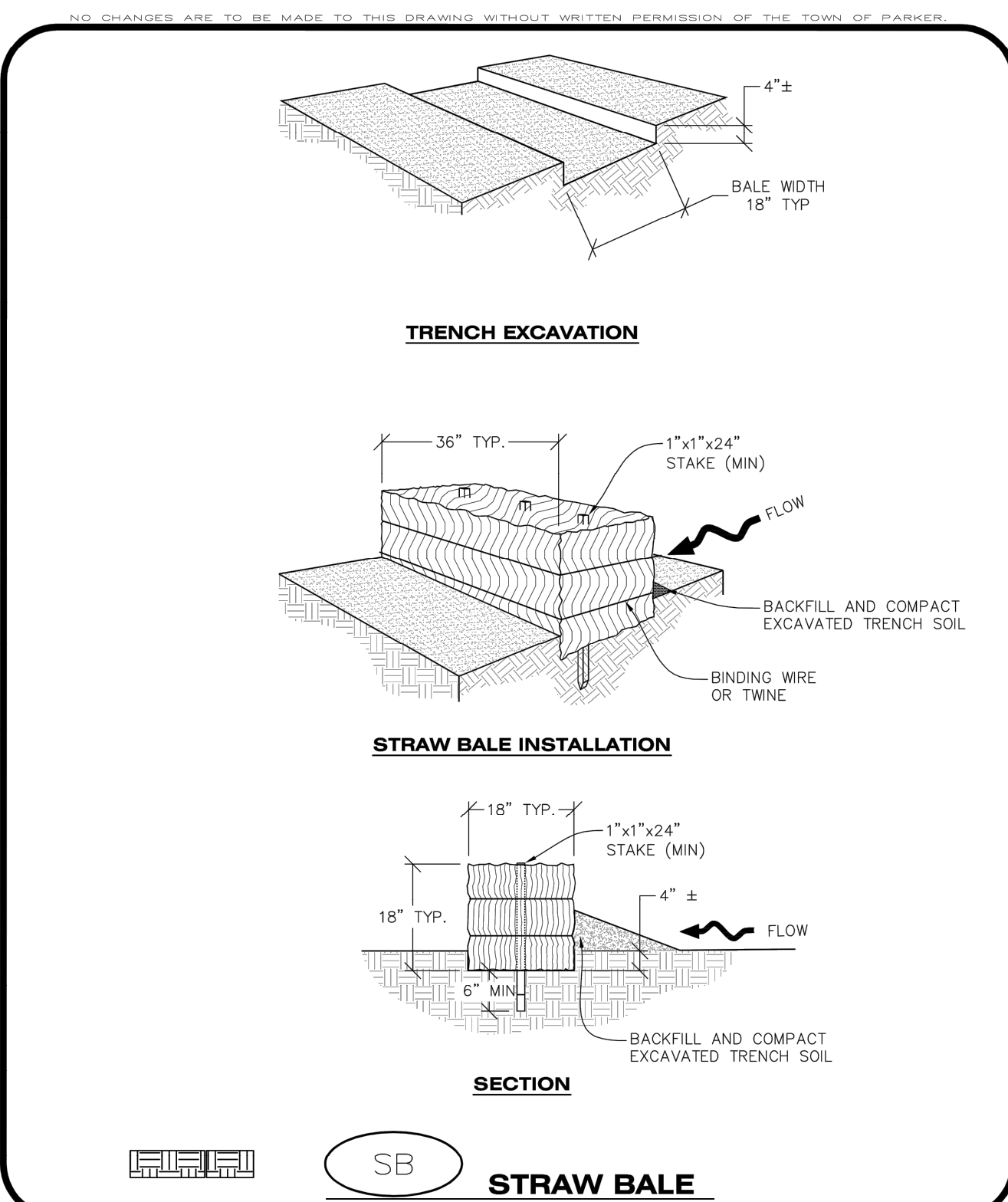
DESIGNED BY: DLS
 DRAWN BY: JRK
 CHECKED BY: DLS
 DATE: 02/16/21

PARKER AND PINE FILING NO. 2 LOTS 1-3
 PARKER, CO
 MULTI-FAMILY CONSTRUCTION DOCUMENTS
 CBMP DETAILS

PRELIMINARY
 FOR REVIEW ONLY
 NOT FOR CONSTRUCTION
Kimley»Horn
 Kimley-Horn and Associates, Inc.
 PROJECT NO.
 096481002
 DRAWING NAME
 096481002EC_DT
C3.7



1. No changes are to be made to this drawing without written permission of the Town of Parker. 2. This drawing is for informational purposes only and does not constitute a contract. 3. The contractor shall be responsible for obtaining all necessary permits and approvals. 4. The contractor shall be responsible for ensuring that all work is done in accordance with the approved plans and specifications. 5. The contractor shall be responsible for maintaining access to all utilities and structures. 6. The contractor shall be responsible for ensuring that all work is completed within the specified time frame. 7. The contractor shall be responsible for ensuring that all work is done in a safe and sound manner. 8. The contractor shall be responsible for ensuring that all work is done in accordance with all applicable laws and regulations. 9. The contractor shall be responsible for ensuring that all work is done in accordance with the approved plans and specifications. 10. The contractor shall be responsible for ensuring that all work is completed within the specified time frame. 11. The contractor shall be responsible for ensuring that all work is done in a safe and sound manner. 12. The contractor shall be responsible for ensuring that all work is done in accordance with all applicable laws and regulations. 13. The contractor shall be responsible for ensuring that all work is done in accordance with the approved plans and specifications. 14. The contractor shall be responsible for ensuring that all work is completed within the specified time frame. 15. The contractor shall be responsible for ensuring that all work is done in a safe and sound manner. 16. The contractor shall be responsible for ensuring that all work is done in accordance with all applicable laws and regulations. 17. The contractor shall be responsible for ensuring that all work is done in accordance with the approved plans and specifications. 18. The contractor shall be responsible for ensuring that all work is completed within the specified time frame. 19. The contractor shall be responsible for ensuring that all work is done in a safe and sound manner. 20. The contractor shall be responsible for ensuring that all work is done in accordance with all applicable laws and regulations. 21. The contractor shall be responsible for ensuring that all work is done in accordance with the approved plans and specifications. 22. The contractor shall be responsible for ensuring that all work is completed within the specified time frame. 23. The contractor shall be responsible for ensuring that all work is done in a safe and sound manner. 24. The contractor shall be responsible for ensuring that all work is done in accordance with all applicable laws and regulations. 25. The contractor shall be responsible for ensuring that all work is done in accordance with the approved plans and specifications. 26. The contractor shall be responsible for ensuring that all work is completed within the specified time frame. 27. The contractor shall be responsible for ensuring that all work is done in a safe and sound manner. 28. The contractor shall be responsible for ensuring that all work is done in accordance with all applicable laws and regulations. 29. The contractor shall be responsible for ensuring that all work is done in accordance with the approved plans and specifications. 30. The contractor shall be responsible for ensuring that all work is completed within the specified time frame. 31. The contractor shall be responsible for ensuring that all work is done in a safe and sound manner. 32. The contractor shall be responsible for ensuring that all work is done in accordance with all applicable laws and regulations. 33. The contractor shall be responsible for ensuring that all work is done in accordance with the approved plans and specifications. 34. The contractor shall be responsible for ensuring that all work is completed within the specified time frame. 35. The contractor shall be responsible for ensuring that all work is done in a safe and sound manner. 36. The contractor shall be responsible for ensuring that all work is done in accordance with all applicable laws and regulations. 37. The contractor shall be responsible for ensuring that all work is done in accordance with the approved plans and specifications. 38. The contractor shall be responsible for ensuring that all work is completed within the specified time frame. 39. The contractor shall be responsible for ensuring that all work is done in a safe and sound manner. 40. The contractor shall be responsible for ensuring that all work is done in accordance with all applicable laws and regulations. 41. The contractor shall be responsible for ensuring that all work is done in accordance with the approved plans and specifications. 42. The contractor shall be responsible for ensuring that all work is completed within the specified time frame. 43. The contractor shall be responsible for ensuring that all work is done in a safe and sound manner. 44. The contractor shall be responsible for ensuring that all work is done in accordance with all applicable laws and regulations. 45. The contractor shall be responsible for ensuring that all work is done in accordance with the approved plans and specifications. 46. The contractor shall be responsible for ensuring that all work is completed within the specified time frame. 47. The contractor shall be responsible for ensuring that all work is done in a safe and sound manner. 48. The contractor shall be responsible for ensuring that all work is done in accordance with all applicable laws and regulations. 49. The contractor shall be responsible for ensuring that all work is done in accordance with the approved plans and specifications. 50. The contractor shall be responsible for ensuring that all work is completed within the specified time frame. 51. The contractor shall be responsible for ensuring that all work is done in a safe and sound manner. 52. The contractor shall be responsible for ensuring that all work is done in accordance with all applicable laws and regulations. 53. The contractor shall be responsible for ensuring that all work is done in accordance with the approved plans and specifications. 54. The contractor shall be responsible for ensuring that all work is completed within the specified time frame. 55. The contractor shall be responsible for ensuring that all work is done in a safe and sound manner. 56. The contractor shall be responsible for ensuring that all work is done in accordance with all applicable laws and regulations. 57. The contractor shall be responsible for ensuring that all work is done in accordance with the approved plans and specifications. 58. The contractor shall be responsible for ensuring that all work is completed within the specified time frame. 59. The contractor shall be responsible for ensuring that all work is done in a safe and sound manner. 60. The contractor shall be responsible for ensuring that all work is done in accordance with all applicable laws and regulations. 61. The contractor shall be responsible for ensuring that all work is done in accordance with the approved plans and specifications. 62. The contractor shall be responsible for ensuring that all work is completed within the specified time frame. 63. The contractor shall be responsible for ensuring that all work is done in a safe and sound manner. 64. The contractor shall be responsible for ensuring that all work is done in accordance with all applicable laws and regulations. 65. The contractor shall be responsible for ensuring that all work is done in accordance with the approved plans and specifications. 66. The contractor shall be responsible for ensuring that all work is completed within the specified time frame. 67. The contractor shall be responsible for ensuring that all work is done in a safe and sound manner. 68. The contractor shall be responsible for ensuring that all work is done in accordance with all applicable laws and regulations. 69. The contractor shall be responsible for ensuring that all work is done in accordance with the approved plans and specifications. 70. The contractor shall be responsible for ensuring that all work is completed within the specified time frame. 71. The contractor shall be responsible for ensuring that all work is done in a safe and sound manner. 72. The contractor shall be responsible for ensuring that all work is done in accordance with all applicable laws and regulations. 73. The contractor shall be responsible for ensuring that all work is done in accordance with the approved plans and specifications. 74. The contractor shall be responsible for ensuring that all work is completed within the specified time frame. 75. The contractor shall be responsible for ensuring that all work is done in a safe and sound manner. 76. The contractor shall be responsible for ensuring that all work is done in accordance with all applicable laws and regulations. 77. The contractor shall be responsible for ensuring that all work is done in accordance with the approved plans and specifications. 78. The contractor shall be responsible for ensuring that all work is completed within the specified time frame. 79. The contractor shall be responsible for ensuring that all work is done in a safe and sound manner. 80. The contractor shall be responsible for ensuring that all work is done in accordance with all applicable laws and regulations. 81. The contractor shall be responsible for ensuring that all work is done in accordance with the approved plans and specifications. 82. The contractor shall be responsible for ensuring that all work is completed within the specified time frame. 83. The contractor shall be responsible for ensuring that all work is done in a safe and sound manner. 84. The contractor shall be responsible for ensuring that all work is done in accordance with all applicable laws and regulations. 85. The contractor shall be responsible for ensuring that all work is done in accordance with the approved plans and specifications. 86. The contractor shall be responsible for ensuring that all work is completed within the specified time frame. 87. The contractor shall be responsible for ensuring that all work is done in a safe and sound manner. 88. The contractor shall be responsible for ensuring that all work is done in accordance with all applicable laws and regulations. 89. The contractor shall be responsible for ensuring that all work is done in accordance with the approved plans and specifications. 90. The contractor shall be responsible for ensuring that all work is completed within the specified time frame. 91. The contractor shall be responsible for ensuring that all work is done in a safe and sound manner. 92. The contractor shall be responsible for ensuring that all work is done in accordance with all applicable laws and regulations. 93. The contractor shall be responsible for ensuring that all work is done in accordance with the approved plans and specifications. 94. The contractor shall be responsible for ensuring that all work is completed within the specified time frame. 95. The contractor shall be responsible for ensuring that all work is done in a safe and sound manner. 96. The contractor shall be responsible for ensuring that all work is done in accordance with all applicable laws and regulations. 97. The contractor shall be responsible for ensuring that all work is done in accordance with the approved plans and specifications. 98. The contractor shall be responsible for ensuring that all work is completed within the specified time frame. 99. The contractor shall be responsible for ensuring that all work is done in a safe and sound manner. 100. The contractor shall be responsible for ensuring that all work is done in accordance with all applicable laws and regulations.



CBMP
SB

CONSTRUCTION BEST MANAGEMENT PRACTICES
 1 OF 2
Oct. 2013

STRAW BALE INSTALLATION NOTES

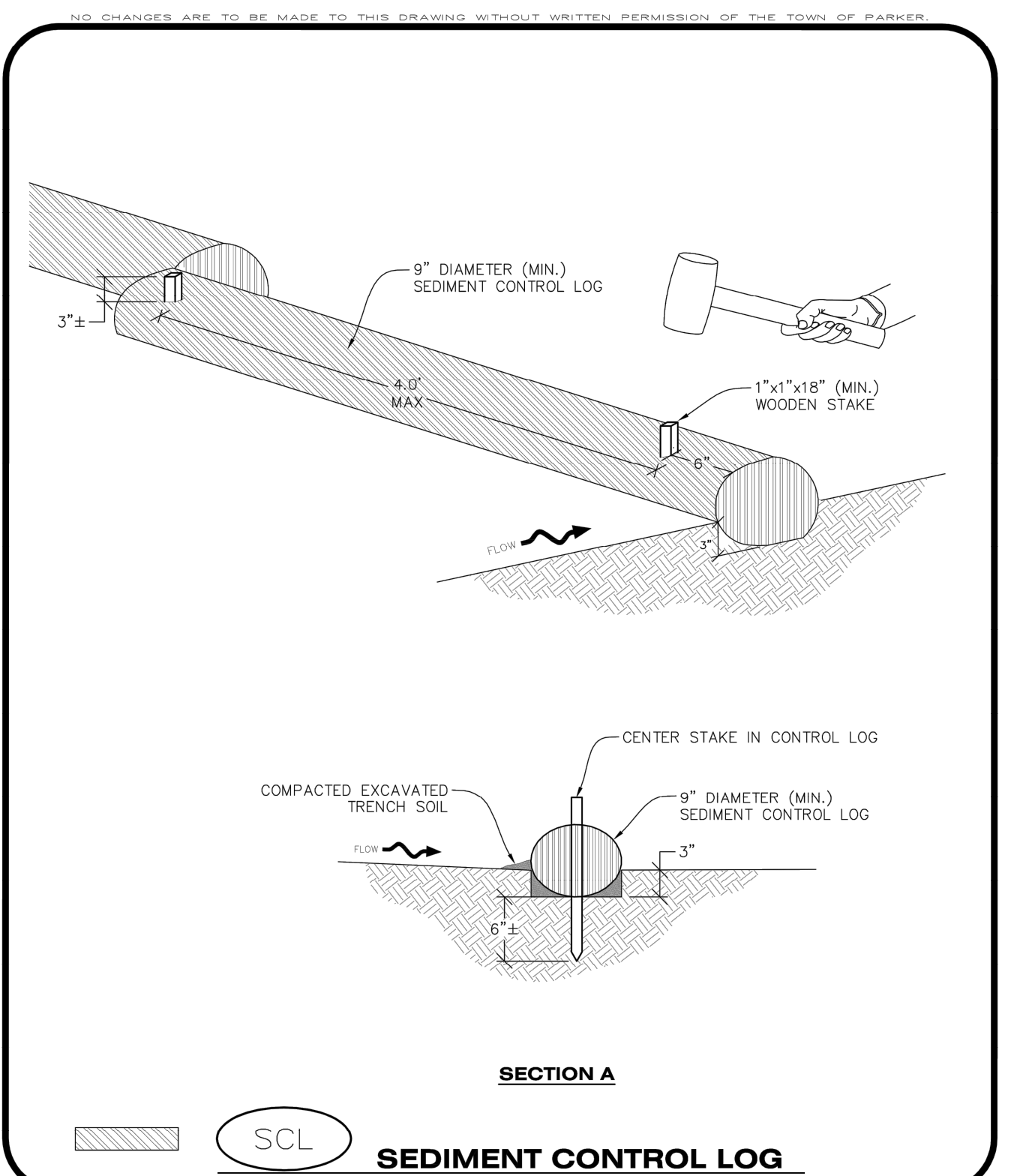
- SEE CBMP PLAN FOR LOCATION(S) OF STRAW BALES.
- TYPICAL STRAW BALES SHALL BE APPROXIMATELY 36"X18"X18".
- TWO (2) WOODEN STAKES SHALL BE USED TO HOLD EACH BALE IN PLACE. WOODEN STAKES SHALL BE A MINIMUM OF 1"X1"X24".
- WOODEN STAKES SHALL BE PLACED APPROXIMATELY 6" INTO THE GROUND.
- STRAW BALES SHALL BE SPACED AND POSITIONED ACCORDING TO DETAILS.

STRAW BALE INSPECTION AND MAINTENANCE NOTES

- THE EROSION CONTROL SUPERVISOR SHALL REGULARLY INSPECT THE STRAW BALES.
- ACCUMULATED SEDIMENT SHALL BE REMOVED ONCE THE SEDIMENT HAS REACHED A DEPTH EQUAL TO 1/2 THE HEIGHT OF THE STRAW BALE.
- STRAW BALES MAY NEED TO BE REPLACED IF THEY BECOME HEAVILY SOILED, ROTTEN, OR OTHERWISE DAMAGED.
- STRAW BALES SHALL REMAIN IN PLACE AND PROPERLY MAINTAINED UNTIL VEGETATIVE COVER HAS REACHED A CONSISTENT DENSITY OF AT LEAST 70% OF FULL VEGETATIVE COVER AND EROSION AND SEDIMENTATION IS NO LONGER A POSSIBILITY AS DETERMINED BY THE TOWN'S INSPECTOR OR AS OTHERWISE DIRECTED BY THE TOWN INSPECTOR.
- WHEN THE STRAW BALES ARE REMOVED, ANY DISTURBED AREAS ASSOCIATED WITH THE INSTALLATION, MAINTENANCE, AND/OR REMOVAL OF THE STRAW BALES MAY NEED TO BE ROUGHENED, SEEDED, MULCHED, AND CRIMPED PER THE TOWN'S SPECIFICATIONS (SEE DETAIL SMC).

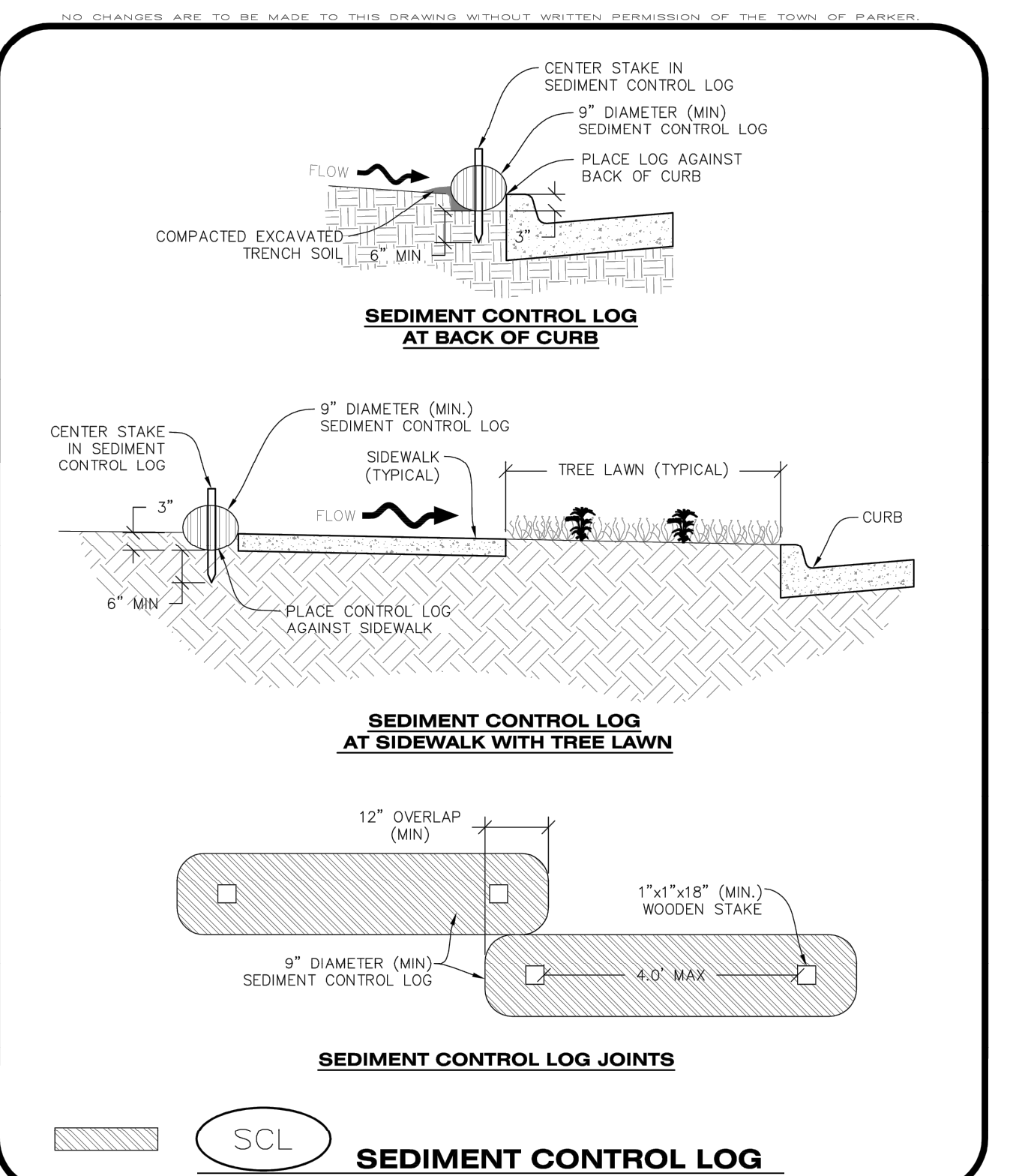
CBMP
SB

CONSTRUCTION BEST MANAGEMENT PRACTICES
 2 OF 2
Oct. 2013



CBMP
SCL

CONSTRUCTION BEST MANAGEMENT PRACTICES
 1 OF 3
Oct. 2013



CBMP
SCL

CONSTRUCTION BEST MANAGEMENT PRACTICES
 2 OF 3
Oct. 2013

SEDIMENT CONTROL LOG INSTALLATION NOTES

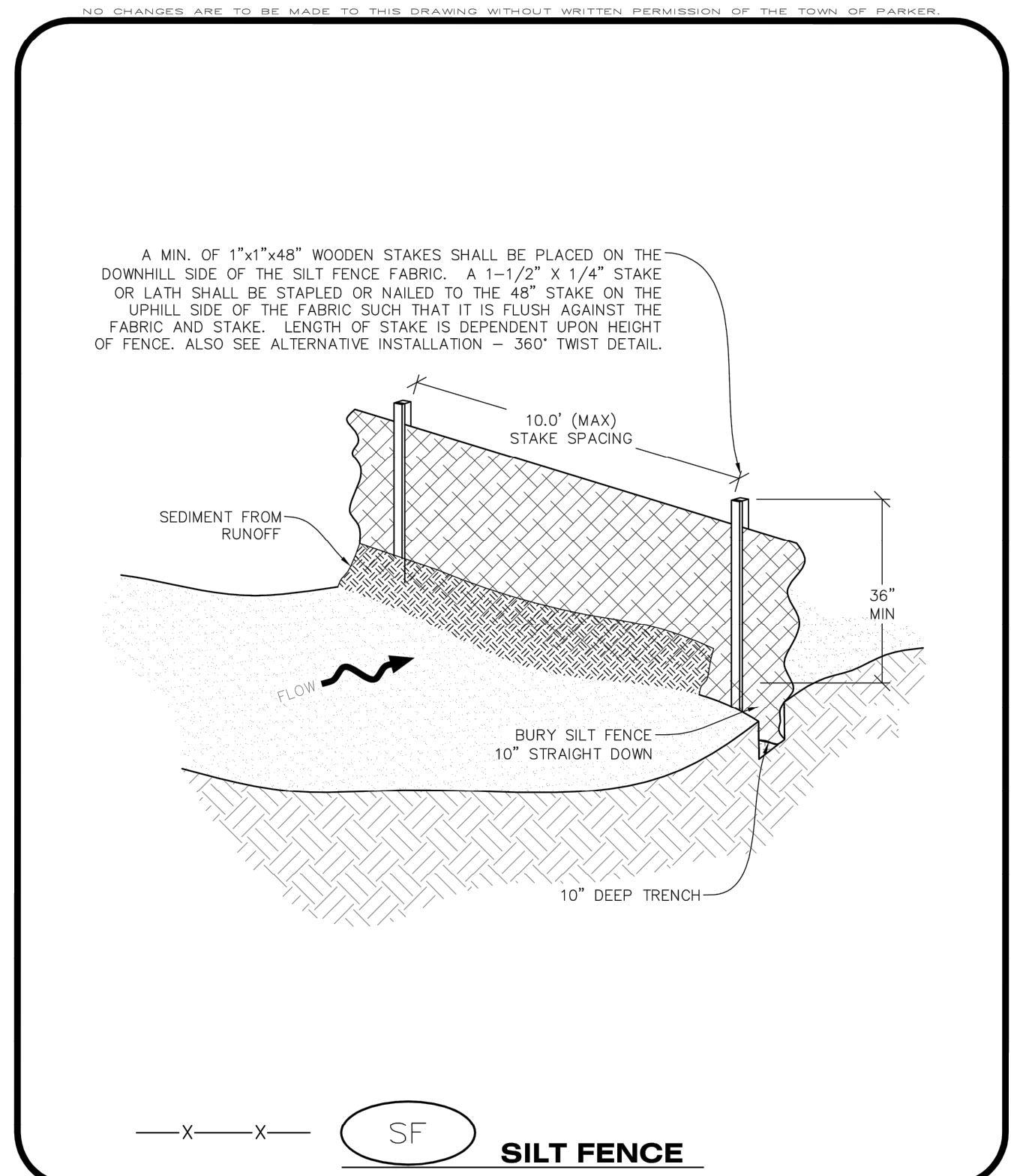
- SEE CBMP PLAN FOR LOCATION(S) OF SEDIMENT CONTROL LOGS.
- ALL SEDIMENT CONTROL LOGS SHALL BE INSTALLED FREE OF DEFECTS INCLUDING RIPS, HOLES AND OBVIOUS WEAR.
- SEDIMENT CONTROL LOGS SHALL BE INSTALLED IMMEDIATELY ADJACENT TO AN IMPERVIOUS SURFACE SUCH AS A CURB HEAD, SIDEWALK, INLET LID, ETC. NO GAPS SHALL EXIST BETWEEN THE SEDIMENT CONTROL LOG AND THE IMPERVIOUS SURFACE.
- A UNIFORM 3" DEEP ANCHOR TRENCH (APPROX.) IN THE SHAPE OF A HALF-SPHERE SHALL BE EXCAVATED USING A TRENCHER, SPADE-SHARDED SHOVEL, OR PICK. THE ANCHOR TRENCH SHALL BE SIZED TO ALLOW FOR THE SEDIMENT CONTROL LOG TO SEAT TIGHTLY AGAINST THE ANCHOR TRENCH.
- EXCAVATED MATERIAL SHALL BE PLACED ON THE UPHILL SIDE OF THE ANCHOR TRENCH AND PROPERLY COMPACTED.
- ANCHOR TRENCH SHALL BE RELATIVELY FREE OF ROCKS OR OTHER DEBRIS PRIOR TO THE PLACEMENT.
- ALL SEDIMENT CONTROL LOGS SHALL BE PLACED 3" (APPROX.) BELOW THE GROUND AND PULLED TIGHT ON BOTH ENDS TO REMOVE ANY CURVES OR SNAGS.
- THE UPHILL SIDE OF THE SEDIMENT CONTROL LOG SHALL BE BACKFILLED WITH SOIL THAT IS RELATIVELY FREE OF ROCKS AND DEBRIS. THE SOIL SHALL BE TIGHTLY COMPACTED AGAINST THE GROUND AND SEDIMENT CONTROL LOG USING A SHOVEL, OR SIMILAR DEVICE.
- SEDIMENT CONTROL LOG STAKES SHALL BE MADE OF WOOD AND SECURELY ANCHOR THE SCL IN PLACE.
- STAKES SHALL BE PLACED ON 4.0' CENTERS AND EMBEDDED APPROXIMATELY 6" INTO THE GROUND. STAKES THAT ARE BROKEN PRIOR TO OR DURING INSTALLATION SHALL BE REPLACED.
- SEDIMENT CONTROL LOGS SHALL OVERLAP A MINIMUM OF 12". THE OVERLAPPING SHALL OCCUR ON THE UP-GRADE SIDE OF THE LOGS.
- SEDIMENT CONTROL LOGS SHALL BE STAKED WITHIN 6" FROM EACH END.
- SEDIMENT CONTROL LOGS THAT ARE INSTALLED BEHIND CURBS AND SIDEWALKS MUST BE DONE SO THAT NO MORE THAN A 2" GAP EXISTS BETWEEN THE CONCRETE AND THE LOG. EROSION CONTROL BLANKETING (ECB) BETWEEN THE GAP MAY BE REQUIRED IN INSTANCES WHERE THIS DOES NOT OCCUR.

SEDIMENT CONTROL LOG INSPECTION AND MAINTENANCE NOTES

- THE EROSION CONTROL SUPERVISOR SHALL REGULARLY INSPECT THE SEDIMENT CONTROL LOGS.
- ACCUMULATED SEDIMENT SHALL BE REMOVED ONCE THE SEDIMENT HAS REACHED A DEPTH EQUAL TO 1/2 THE HEIGHT OF EXPOSED LOG.
- SEDIMENT CONTROL LOGS SHALL REMAIN IN PLACE AND PROPERLY MAINTAINED UNTIL VEGETATIVE COVER HAS REACHED A CONSISTENT DENSITY OF AT LEAST 70% OF FULL VEGETATIVE COVER AND EROSION AND SEDIMENTATION IS NO LONGER A POSSIBILITY AS DETERMINED BY THE TOWN'S INSPECTOR OR AS OTHERWISE DIRECTED BY THE TOWN'S INSPECTOR.
- SEDIMENT CONTROL LOGS SHALL BE REPLACED WHEN THERE ARE ANY SIGNS OF WEAR OR DAMAGE THAT WOULD PREVENT THE SCL FROM FUNCTIONING AS DESIGNED.
- WHEN THE SEDIMENT CONTROL LOGS ARE REMOVED, ANY DISTURBED AREAS ASSOCIATED WITH THE INSTALLATION, MAINTENANCE, AND/OR REMOVAL OF THE SEDIMENT CONTROL LOGS MAY NEED TO BE ROUGHENED, SEEDED, MULCHED, AND CRIMPED PER THE TOWN'S SPECIFICATIONS (SEE DETAIL SMC).

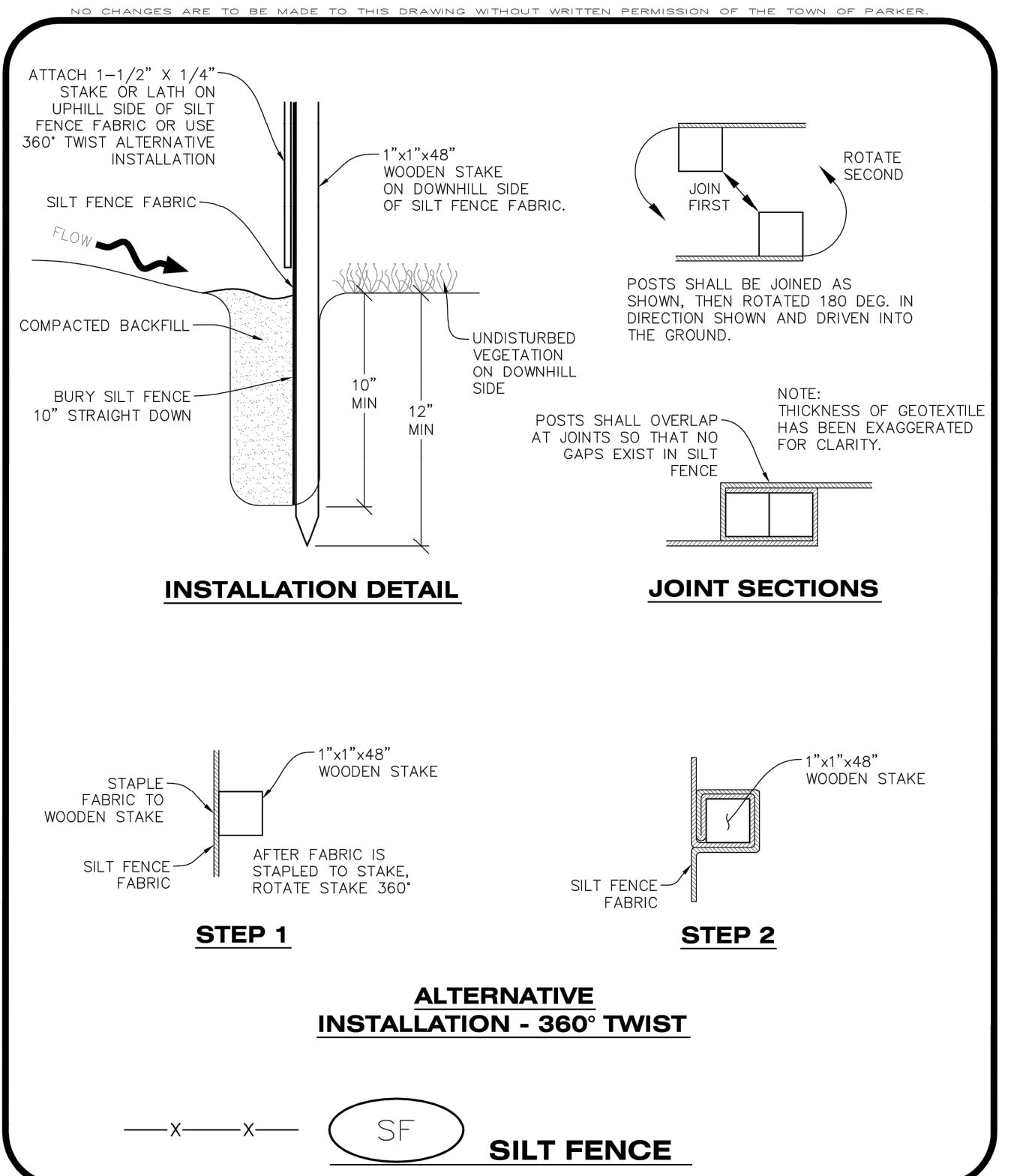
CBMP
SCL

CONSTRUCTION BEST MANAGEMENT PRACTICES
 3 OF 3
Oct. 2013



CBMP
SF

CONSTRUCTION BEST MANAGEMENT PRACTICES
 1 OF 4
Oct. 2013



CBMP
SF

CONSTRUCTION BEST MANAGEMENT PRACTICES
 2 OF 4
Oct. 2013

SILT FENCE INSTALLATION NOTES

- SEE CBMP PLAN FOR LOCATION(S) OF SILT FENCE.
- ALL SILT FENCE SHALL BE INSTALLED IN GOOD CONDITION AND FREE OF ANY DEFECTS INCLUDING RIPS, HOLES AND OBVIOUS WEAR.
- A UNIFORM 10" DEEP ANCHOR TRENCH SHALL BE EXCAVATED USING A TRENCHER.
- A 10" DEEP ANCHOR SILT SHALL BE FORMED IF USING A STATIC SLICING METHOD.
- EXCAVATED MATERIAL SHALL BE PLACED ON THE UPHILL SIDE OF THE ANCHOR TRENCH.
- ANCHOR TRENCH SHALL BE GENERALLY FREE OF ROCKS OR OTHER DEBRIS PRIOR TO THE PLACEMENT OF THE SILT FENCE.
- THE ANCHOR TRENCH SHALL BE THOROUGHLY BACKFILLED WITH SOIL THAT IS GENERALLY FREE OF ROCKS AND DEBRIS.
- ALL EXCAVATED MATERIAL SHALL BE PLACED ON THE UP-GRADE SIDE OF THE SILT FENCE.
- STAKES SHALL BE POSITIONED ON THE DOWNHILL SIDE OF THE SILT FENCE FABRIC AND PLACED ON 10.0' CENTERS OR LESS. STAKES SHALL BE EMBEDDED A MINIMUM OF 12" INTO THE GROUND. A WOODEN LATH SHALL BE ATTACHED TO THE OPPOSING (UPHILL) SIDE OF THE STAKE FOR ADDED STRENGTH AND SUPPORT. THE LATH SHALL HAVE THE FOLLOWING DIMENSIONS: 1"X4"X24".
- SILT FENCE SHALL BE PULLED TIGHT AS IT IS ANCHORED TO THE STAKES. THERE SHOULD NOT BE SIGNIFICANT SAGGING ALONG ANY PORTION OF THE SILT FENCE AFTER IT HAS BEEN ANCHORED TO THE STAKES.
- SILT FENCE FABRIC SHALL BE ANCHORED TO THE STAKES AND LATHS USING STAPLES OR NAILS OF AN APPROXIMATE LENGTH ENOUGH STAPLES AND NAILS SHOULD BE PLACED ALONG THE LATH TO ENSURE PROPER ATTACHMENT.
- SILT FENCE FABRIC SHALL MEET THE FOLLOWING MANDATORY REQUIREMENTS:

PROPERTIES	TEST METHOD	MANDATORY REQUIREMENTS
GRAB TENSILE STRENGTH	ASTM D 4632	≥ 124 LBS
MULLEN BURST STRENGTH	ASTM D 3786	≥ 300 PSI
PUNCTURE STRENGTH	ASTM D 4833	≥ 60 LBS
TRAPEZOID TEAR STRENGTH	ASTM D 4533	≥ 65 LBS
UV RESISTANCE	ASTM D 4355	≥ 80% AT 500 HOURS OF UV EXPOSURE
FLOW RATE	ASTM D 4491	≥ 10 GAL/MIN/FT2

- AN ORIGINAL PRODUCT SPECIFICATION SHEET FROM THE SILT FENCE MANUFACTURER SHALL BE MADE AVAILABLE AT THE REQUEST OF THE TOWN'S INSPECTOR. THE PRODUCT SPECIFICATION SHEET SHALL PROVIDE THE RESULTS FOR THE TEST METHODS ABOVE.
- SILT FENCE JOINTS SHALL BE CONNECTED ACCORDING TO THE ATTACHED DRAWING.
- SILT FENCE THAT IS INSTALLED BEHIND CURBS AND SIDEWALKS MUST BE DONE SO THAT NO MORE THAN A 2" GAP EXISTS BETWEEN CONCRETE AND THE SILT FENCE. EROSION CONTROL BLANKETING (ECB) BETWEEN THE GAP MAY BE REQUIRED IN INSTANCES WHERE THIS DOES NOT OCCUR.

CBMP
SF

CONSTRUCTION BEST MANAGEMENT PRACTICES
 3 OF 4
Oct. 2013

NO.	REVISION	BY	DATE

Kimley»Horn
 2020 KIMLEY-HORN AND ASSOCIATES, INC.
 4582 South Ulster Street, Suite 1500
 Denver, Colorado 80237 (303) 228-2300

DESIGNED BY: DLS
 DRAWN BY: JRK
 CHECKED BY: DLS
 DATE: 02/16/21

PARKER AND PINE FILING NO. 2 LOTS 1-3
 PARKER, CO
 MULTI-FAMILY CONSTRUCTION DOCUMENTS
 CBMP DETAILS

PRELIMINARY
 FOR REVIEW ONLY
 NOT FOR CONSTRUCTION

 Kimley-Horn and Associates, Inc.

PROJECT NO.
 096481002
 DRAWING NAME
 096481002EC_DT
 C3.8

