

COMMENT RESPONSE LETTER

Group: SP 2ND 15

Type: **CONST PLANS - ENVIRONMENTAL 15**

Status: REVISIONS REQUIRED

Date Submitted: 5/12/2021

Date Due: 6/4/2021

Date Completed: 6/4/2021

Reviewer: Michael Walton

Notes:

6/4/2021 11:17:06 AM

GENERAL COMMENTS

1. Dated Surface Roughening Detail Provided. Replace with most recent detail found in SDECM Appendix C.

Response: Detail updated.

INTERIM/FINAL CBMP PLANS

2. Replace the Inlet Protection, Area Inlets in a Pavement Area (IPAP) provided for the proposed curb inlet with Inlet Protection Curb on Sump (IPCOS).

Response: Inlet protection replaced to be IPCOS.

Group: SP 2ND 15

Type: **CONST PLANS - STORMWATER 15**

Status: REVISIONS REQUIRED

Date Submitted: 5/12/2021

Date Due: 6/4/2021

Date Completed: 6/4/2021

Reviewer: Michael Walton

Notes:

6/4/2021 11:26:19 AM

SHEET C5.2: Provide a profile label for the existing manhole.

Response: Acknowledged, profile label added.

Group: SP 2ND 15

Type: **DRAINAGE REP - STORMWATER 15**

Status: REVISIONS REQUIRED

Date Submitted: 5/12/2021



Date Due: 6/4/2021

Date Completed: 6/4/2021

Reviewer: Michael Walton

Notes:

6/4/2021 11:28:05 AM

1. The highlights provided in Appendix B Table 6-5 do not have transparency applied and block out the text which is intended to be highlighted.

Response: Highlights removed, Text now specified with red box, no highlighting or transparency.

2. As-builts for Filing 1 required modifications to the pond. Please provide the updated detention worksheet for the conformance letter.

Response: As Built calculations included as a part of appendix G in updated drainage letter.

Group: SP 2ND 15

Type: **FIRE LIFE SAFETY 15**

Status: REVISIONS REQUIRED

Date Submitted: 5/12/2021

Date Due: 6/4/2021

Date Completed: 5/21/2021

Reviewer: Randy Capra

Notes:

5/21/2021 8:20:17 AM

There are a few items that must be addressed more fully prior to sign off; see revised response letter and address all comments. Response letter is named "SP20-131 Parker and Pine F1 L6 Everbrook Daycare Fire Life Safety Response Ltr [2 Submittal 052121]" and has been uploaded to this application.

Response: Comments have been addressed. Please see the attached document for greenline responses.

Group: SP 2ND 15 ADD

Type: **Parker Water and Sanitation District 15**

Status: REVISIONS REQUIRED

Date Submitted: 5/12/2021

Date Due: 6/4/2021

Date Completed: 6/2/2021

Reviewer: Robert Ramsey

Notes:

6/2/2021 8:30:32 AM

Please see uploaded Red lined plans.

Please provide plan and profile for moving the existing Force Main.

Please note: PWSD will not allow fittings on the UFL to be encased in concrete.

Please provide Interior Grease Interceptor design with a cleaning schedule.



Please feel free to contact me with any questions

Thanks Robert

720-842-4260

Response: Comments have been addressed. Please see the attached document for greenline responses. Interior Grease Interceptor design with cleaning schedule detail has been added, see below. Plan and profile for proposed Force Main provided.

Group: SP 2ND 15

Type: **Public Service Company of Colorado 15**

Status: REVISIONS REQUIRED

Date Submitted: 5/12/2021

Date Due: 6/4/2021

Date Completed: 6/2/2021

Reviewer: Donna George

Notes:

6/2/2021 4:04:48 PM

please see attached

Response: Please see the Utility Plan and Existing Conditions Plan for the updated existing gas line information.

Group: SP 2ND 15

Type: SITE PLAN - CIVIL 15

Status: REVISIONS REQUIRED

Date Submitted: 5/12/2021

Date Due: 6/4/2021

Date Completed: 6/11/2021

Reviewer: Tyler Sandt

Notes:

6/11/2021 4:21:05 PM

1. On future submittals, please provide the legal description and exhibit for the required drainage easements.

Response: Acknowledged. Legal description being prepared and will be provided separately.

Group: SP 2ND 15

Type: SITE PLAN 15

Status: REVISIONS REQUIRED

Date Submitted: 5/12/2021

Date Due: 6/4/2021

Date Completed: 6/7/2021



Reviewer: Krista Flynt

Notes:

6/7/2021 3:39:38 PM

For full comments see attached memo

Response: Comments have been addressed. Please see the attached document for greenline responses.

Group: SP 1ST 20

Type: **IREA 20**

Status: REVISIONS REQUIRED

Date Submitted: 6/3/2021

Date Due: 6/4/2021

Date Completed: 6/3/2021

Reviewer: Brooks Kaufman

Notes:

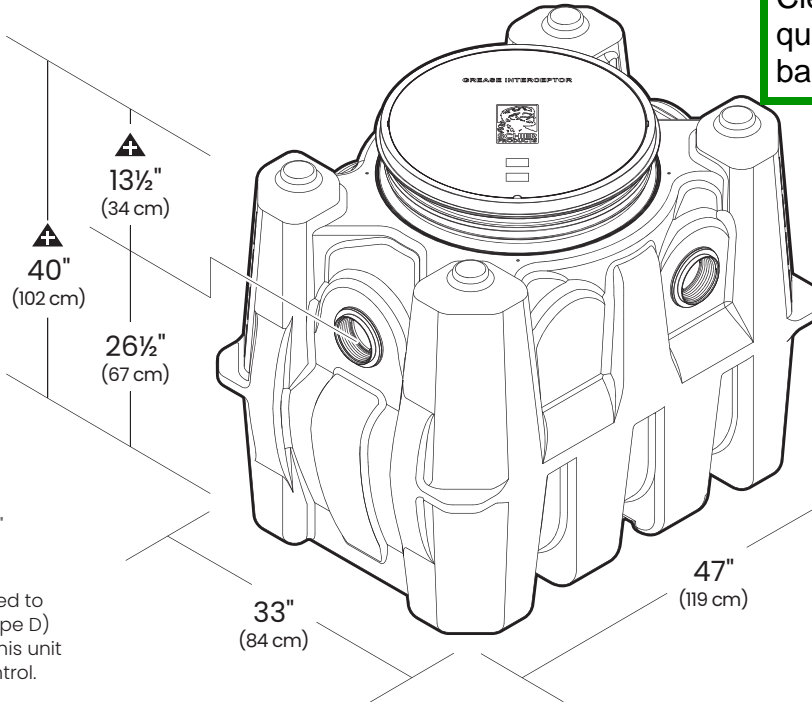
6/3/2021 2:07:39 PM

The proposed retaining wall is not permitted to encroach into the 5' utility easement. The EUSERC/Metering facilities may not be enclosed.

Response: The proposed retaining wall does not encroach into the 5' utility easement, it is located just outside. Acknowledged, metering facilities will not be enclosed.

SPECIFICATION AND SUBMITTAL

GB-75 75 GPM Great Basin™ Indoor/Outdoor Grease Interceptor



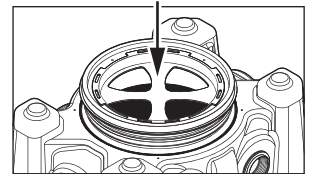
Cleaning schedule begins quarterly. Frequency is adjusted based off site history.

Adjustable cover adapters provide up to 4" of additional height.



This unit is certified to ASME A112.14.3 (Type D) and CSA B481.1. This unit does not require flow control.

Includes Safety Star®



SUBMITTAL

Standard

Location: Indoor/outdoor
Installation: Above/below grade
Flow Rate / Grease Capacity: 75 GPM (4.7 L/s) / 861 lbs. (391 kg), 118 gal. (447 L)
Removal Efficiency at the Rated Capacity: 95.8%
Solids Capacity: 31 gal. (117 L)
Liquid Capacity: 125 gal. (473 L)
Weight: 190 lbs. (86 kg)
Connections: 4" FPT with 4" plain end adapters, single inlet and triple outlet
Covers: Cast iron cover, pickable 24" gas/water tight, H-20 rated, proof-load tested to 40,000 lbs.
Access Restrictor: Safety Star® (450 lb. rating) built into cover adapter

Options

- 6" plain end inlet/outlet (straight-through) with dual pumpout port connections
- 6" MPT inlet/outlet (stainless steel, straight-through)
- FO (fixed outlet)
- C24H2 Composite covers, bolted 24" gas/water tight, traffic load rated for 16,000 lbs.

Accessories

- FCR2 >4" - 34" field cut riser
- FCR2 (x2) >34" - 64" field cut risers
- FCR2 (x3) >64" - 94" field cut risers
- CA2 Adapter for 24" corrugated pipe riser
- PP3 Pumpout port
- AK1 High water anchor kit
- ATD1 Cover adapter tie-down kit
- PLAIN-EA-24 2" plain end fitting
- PLAIN-EA-34 3" plain end fitting
- FPT-EA-34 4" x 3" FPT fitting
- FPT-EA-23 3" x 2" FPT fitting
- CC2 Integral membrane clamping collar kit

Approval

Signature:	Date:	Company:
Specifying Engineer:	Engineering Firm:	



SCHIER

MODEL NUMBER:
GB-75

DESCRIPTION: 75 GPM Polyethylene Grease Interceptor

PART #: 4045-007-01

DWG BY: B. Karrer

DATE: 8/28/2020

REV:

ECO:



SPECIAL PRECAUTIONS

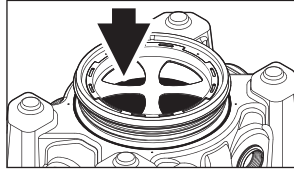
For Schier Grease Interceptor Installations – Failure to follow this guidance voids your warranty

WARNING! DO NOT AIR TEST UNIT OR RISER SYSTEM!
Doing so may result in property damage, personal injury or death.

CAUTION! Do not install this unit in any manner except as described in these instructions.

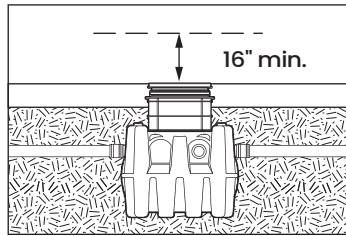
Installation Instructions

Installation instructions and additional components are included with the interceptor. Read all instructions prior to installation. This interceptor is intended to be installed by a licensed plumber in conformance with all local codes.

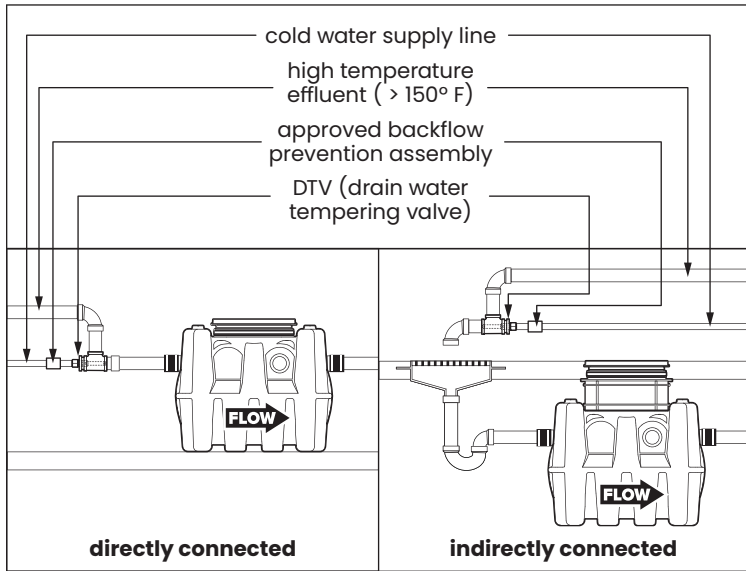


Install interceptor as close as possible to fixtures being served

Provide at least 16" clearance above unit for routine maintenance.



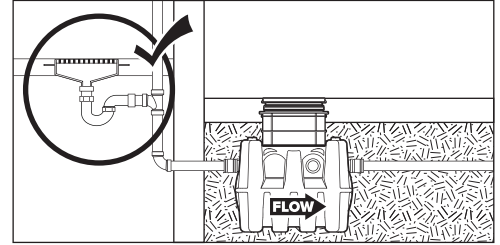
High Temperature Kitchen Water



If water is entering the interceptor at excessive temperature (over 150° F), a drain water tempering valve (DTV) and approved backflow prevention assembly must be installed. Most state and local plumbing codes prohibit water above 150° F being discharged into the sanitary sewer. Water above 150° F will weaken or deform PVC Schedule 40 pipe, poly drainage fixtures like interceptors and erode the coating of cast iron (leading to eventual failure).

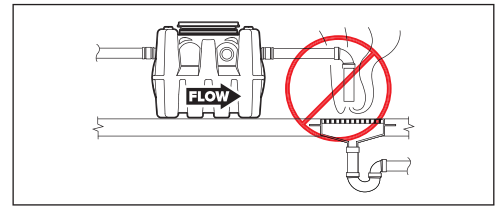
ODOR ALERT!

Interceptor is not a sewer gas trap. All upstream fixtures must be trapped



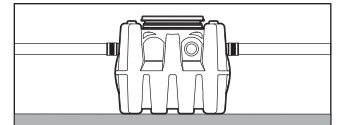
ODOR ALERT!

Do not install air gap on outlet side of interceptor.



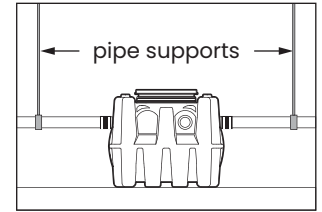
Fully Support Base of Unit

Install unit on solid, level surface in contact with the entire footprint of unit base



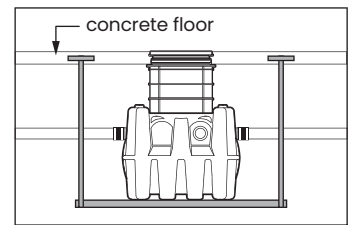
Support Inlet and Outlet Piping

For above grade installations ensure heavy inlet and outlet piping (such as cast iron or long runs) is properly supported or suspended during the entire installation process to prevent connection failure or damage to bulkhead fittings.




Suspended Installations

Design trapeze to support the wet weight of the unit. Do not partially support unit or suspend unit using metal U-channel to create a trapeze.



DO NOT USE CAST IRON COVERS IN ABOVE GRADE OR INDOOR INSTALLATIONS

Use composite cover C24H2 for above grade installations



SCHIER

MODEL NUMBER:
GB-75

DESCRIPTION: 75 GPM Polyethylene Grease Interceptor

PART #: 4045-007-01

DWG BY: B. Karrer

DATE: 8/28/2020

REV:

ECO:

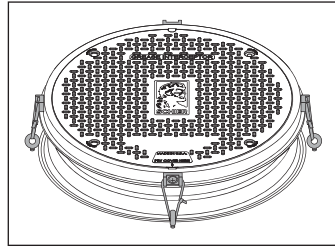


SPECIAL PRECAUTIONS

For Schier Grease Interceptor Installations – Failure to follow this guidance voids your warranty

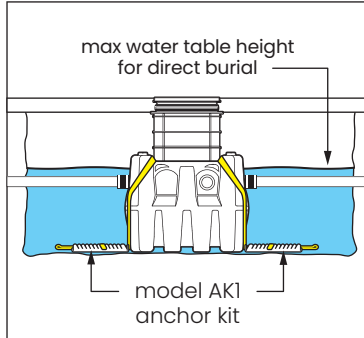
Secure Cover Adapters

Cover adapters must be secured to base units in above grade installations with increased head pressure conditions. Use cover adapter tie-down kit model ATDI.



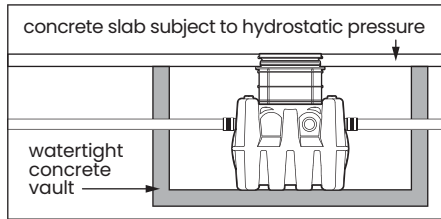
High Water Table Installations

Interceptors and risers are not designed to withstand water table height in excess of the top of the unit when buried (see figure). If it is possible for this to occur, install the interceptor and risers in a water-tight concrete vault or backfill with concrete or flowable fill (wet concrete and flowable backfill should be poured in stages to avoid crushing the interceptor). At risk areas include but are not limited to tidal surge areas, floodplains and areas that receive storm water. Great Basin™ models that are direct buried in high water table scenarios must be installed with an anchor kit. Model GB-75 uses model AK1 anchor kit.




Hydrostatic/ Pressure Slabs

When installed under a hydrostatic slab (slab designed to withstand upward lift, usually caused by hydrostatic pressure) interceptor must be enclosed in a watertight concrete vault.



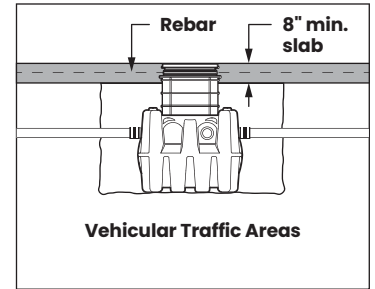
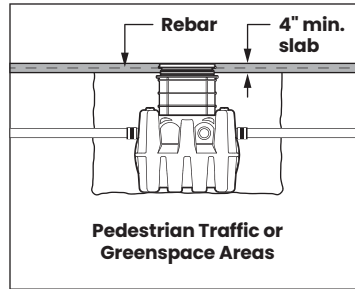
DO NOT COMPACT BACKFILL MECHANICALLY

Compact by hand only

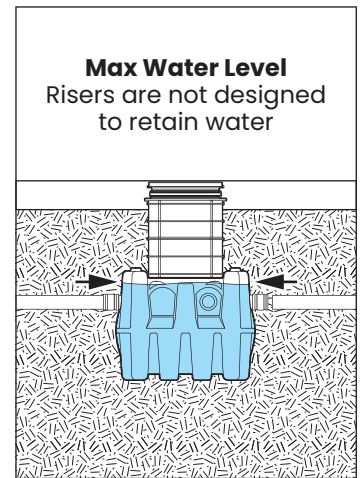
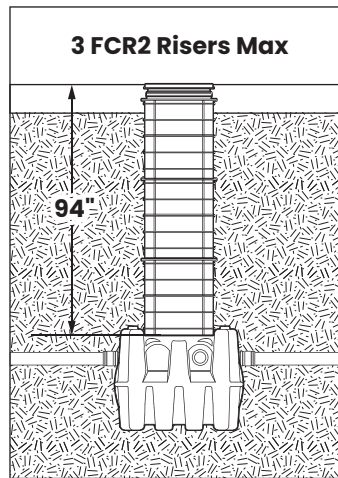


Below Grade Installation Slab Requirements

A concrete slab to finished grade with rebar is required when installing interceptor below grade.

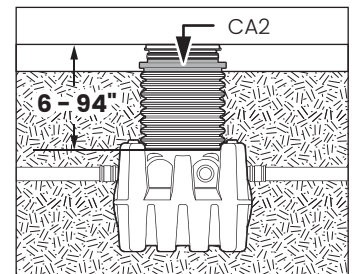


Installations with Risers



Corrugated Riser Pipe Requirements

Riser adapter model CA2 must be used when installing interceptors using 24" diameter corrugated pipe as a riser. This will adequately embed the cover adapter in the concrete slab, preventing cover/cover adapter failure under traffic rated loads.



SCHIER

MODEL NUMBER:
GB-75

DESCRIPTION: 75 GPM Polyethylene Grease Interceptor

PART #: 4045-007-01

DWG BY: B. Karrer

DATE: 8/28/2020

REV:

ECO:

SPECIFICATIONS

NOTES

- 4" FPT with 4" plain end adapters, single inlet and triple outlet
- Unit weight - w/cast iron cover: 190 lbs.; w/composite cover: 135 lbs. (For wet weight add 1,043 lbs.)
- Maximum operating temperature: 150° F continuous
- Capacities - Liquid: 125 gal.; Grease: 861 lbs. Solids: 31 gal.
- This unit does not require flow control.
- For gravity drainage applications only.
- Do not use for pressure applications.
- Cover placement allows full access to tank for proper maintenance.
- Vent not required unless per local code.
- Engineered inlet and outlet diffusers are removable to inspect / clean piping.
- Integral air relief / Anti-siphon / Sampling access.
- Adjustable cover adapters provide up to 4" of additional height.
- Fixed outlet models (-FO) have inlet and outlet permanently welded at the factory in the straight-through (B) positions.
- Flow rates are based on 2-minute drain time.
- Safety Star®, access restrictor built into cover adapter, prevents accidental entry to tanks (450 lb rating)

DIFFUSION FLOW TECHNOLOGY

The inlet diffuser reduces turbulence, creates laminar flow and allows the entire tank volume to be utilized for efficient grease separation and minimal disturbance to existing grease and sediment layers. The integral air relief / anti-siphon at the outlet diffuser top allows pressure stabilization within the unit during operation. The outlet diffuser can easily be attached to any of the three outlets provided to ease job site piping layouts.

ENGINEER SPECIFICATION GUIDE

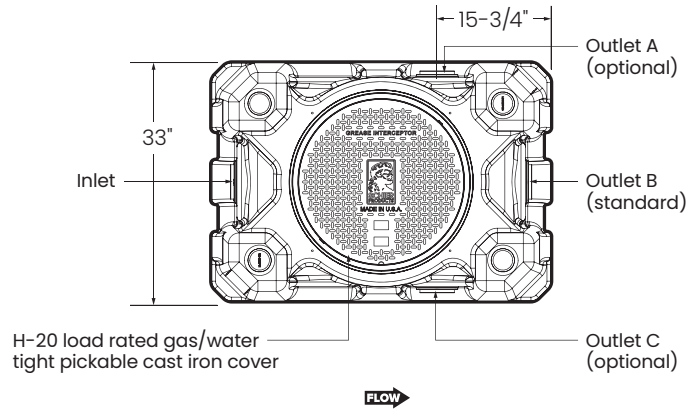
Schier Great Basin™ grease interceptor model # GB-75 shall be lifetime guaranteed and made in USA of seamless, rotationally-molded polyethylene. Interceptor shall be furnished for above or below grade installation. Interceptor shall be certified to ASME A112.14.3 (Type D) and CSA B481.1, with adjustable cover adapter, Safety Star® access restrictor built into cover adapter, and three outlet options. Interceptor flow rate shall be 75 GPM. Interceptor grease capacity shall be 861 lbs. Cover shall provide water/gas-tight seal and have minimum 16,000 lbs. load capacity.

CERTIFIED PERFORMANCE

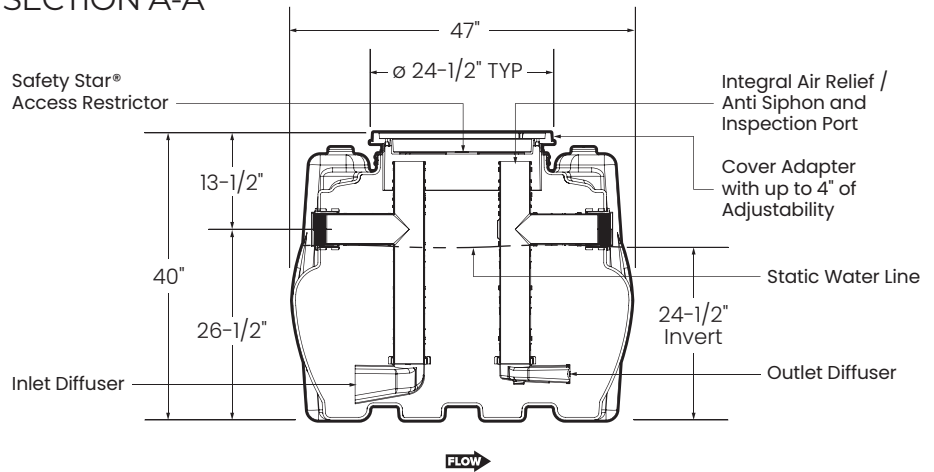
Great Basin™ hydromechanical grease interceptors are third party performance-tested and listed by IAPMO to ASME #A112.14.3 and CSA B481.1 grease interceptor standards and greatly exceed requirements for grease separation and storage. They are compliant to the Uniform Plumbing Code and the International Plumbing Code.



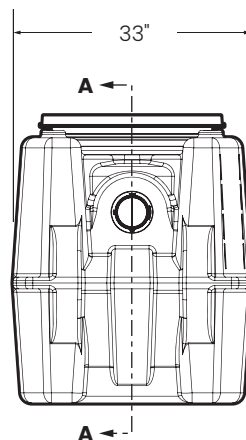
TOP VIEW



SECTION A-A



INLET END VIEW



Rated Grease Capacities for Units Piped in Series

No. of Units in Series	Removal Efficiency
	75 GPM 95.8%
2	1,722 lbs.
3	2,583 lbs.
4	3,444 lbs.



SCHIER

MODEL NUMBER:
GB-75

DESCRIPTION: 75 GPM Polyethylene Grease Interceptor

PART #: 4045-007-01

DWG BY: B. Karrer

DATE: 8/28/2020

REV:

ECO: