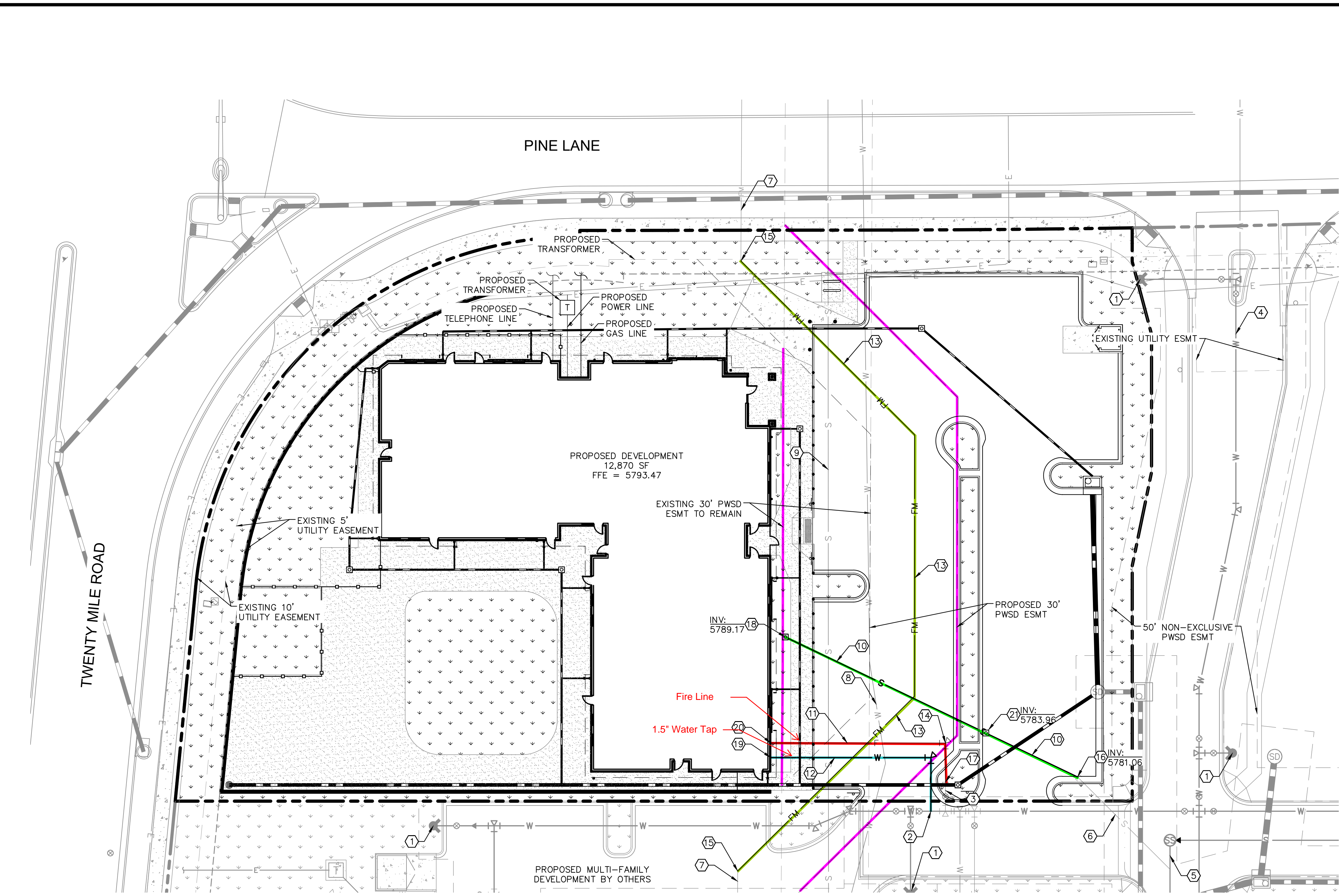






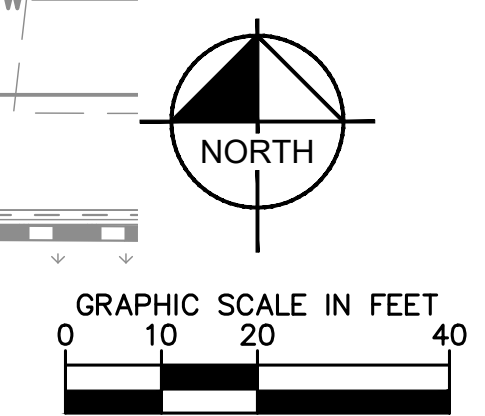
K:\DEN\_Civil\096895001 - Lot 6 Parker & Pine CADD\PlanSheets\096895001UT\_UT.dwg - Newstcom, Max  
 THIS DOCUMENT, TOGETHER WITH THE CONCEPTS AND DESIGNS PRESENTED HEREIN, IS AN INSTRUMENT OF SERVICE PROVIDED ONLY FOR THE SPECIFIC PURPOSE AND CLIENT FOR WHICH IT WAS PREPARED. RELEASE OF AND IMPROPER RELIANCE ON THIS DOCUMENT WITHOUT WRITTEN AUTHORIZATION AND ADAPTATION BY KIMLEY-HORN AND ASSOCIATES, INC. SHALL BE WITHOUT LIABILITY TO KIMLEY-HORN AND ASSOCIATES, INC.



**UTILITY LEGEND**

	EXISTING PROPERTY LINE
	EXISTING EASEMENT
	PROPOSED EASEMENT
	PROPOSED SANITARY SEWER LINE
	PROPOSED WATER LINE
	PROPOSED STORM DRAINAGE LINE
	EXISTING STORM DRAINAGE LINE
	EXISTING GAS LINE
	EXISTING WATER LINE
	EXISTING SANITARY SEWER LINE
	EXISTING ELECTRIC LINE
	PROPOSED FIRE HYDRANT W/ BOLLARDS
	PROPOSED WATER VALVE
	PROPOSED TEE / BEND
	EXISTING SANITARY SEWER MANHOLE

- SITE KEYNOTES**
- ① EXISTING FIRE HYDRANT
  - ② CONNECT DOMESTIC WATER TO EXISTING 8" WATER MAIN
  - ③ EXISTING 6" STUB W/TEMP BLOW-OFF
  - ④ EXISTING 8" WATER MAIN
  - ⑤ EXISTING 8" SEWER MAIN
  - ⑥ EXISTING 6" SEWER STUB
  - ⑦ EXISTING 8" EFFLUENT FORCE MAIN
  - ⑧ EXISTING 20" DIP WATER MAIN
  - ⑨ EXISTING 27" ACP SANITARY SEWER MAIN
  - ⑩ PROPOSED 6" SANITARY SEWER LINE
  - ⑪ PROPOSED 6" FIRE LINE
  - ⑫ PROPOSED 1.5" DOMESTIC WATER SERVICE
  - ⑬ PROPOSED 8" C900 PVC EFFLUENT FORCE MAIN UNDER SEPARATE PERMIT
  - ⑭ PROPOSED 6" DIP 45 DEGREE BEND WITH HORIZONTAL THRUST BLOCK
  - ⑮ CONNECT TO EXISTING 8" PVC FORCE MAIN WITH 8" DIP 45 DEGREE BEND WITH HORIZONTAL THRUST BLOCK UNDER SEPARATE PERMIT
  - ⑯ CONNECT TO EXISTING SANITARY SEWER STUB/CLEANOUT.
  - ⑰ CONNECT TO EXISTING WATER STUB
  - ⑱ PROPOSED 6" SANITARY SEWER BUILDING POINT OF CONNECTION.
  - ⑲ PROPOSED 1.5" DOMESTIC WATER SERVICE BUILDING POINT OF CONNECTION.
  - ⑳ PROPOSED 6" FIRE SERVICE BUILDING POINT OF CONNECTION.
  - ㉑ PROPOSED SANITARY SEWER CLEANOUT.



**FIRE CODE REVIEW BLOCK**

ALL FIRE HYDRANTS SHALL BE INSTALLED ACCORDING TO WATER UTILITY STANDARDS. THE NUMBER AND LOCATIONS OF THE FIRE HYDRANTS AS SHOWN ON THE OVERALL UTILITY PLAN ARE CORRECT AS SPECIFIED BY THE TOWN OF PARKER, COMMUNITY DEVELOPMENT DEPARTMENT.

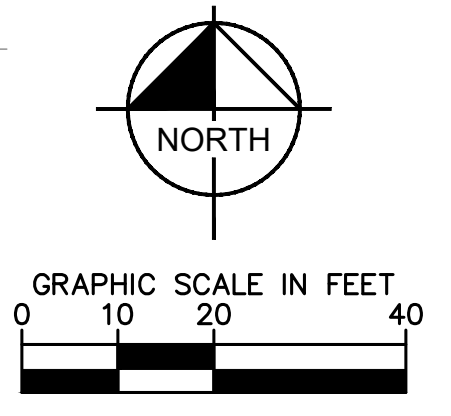
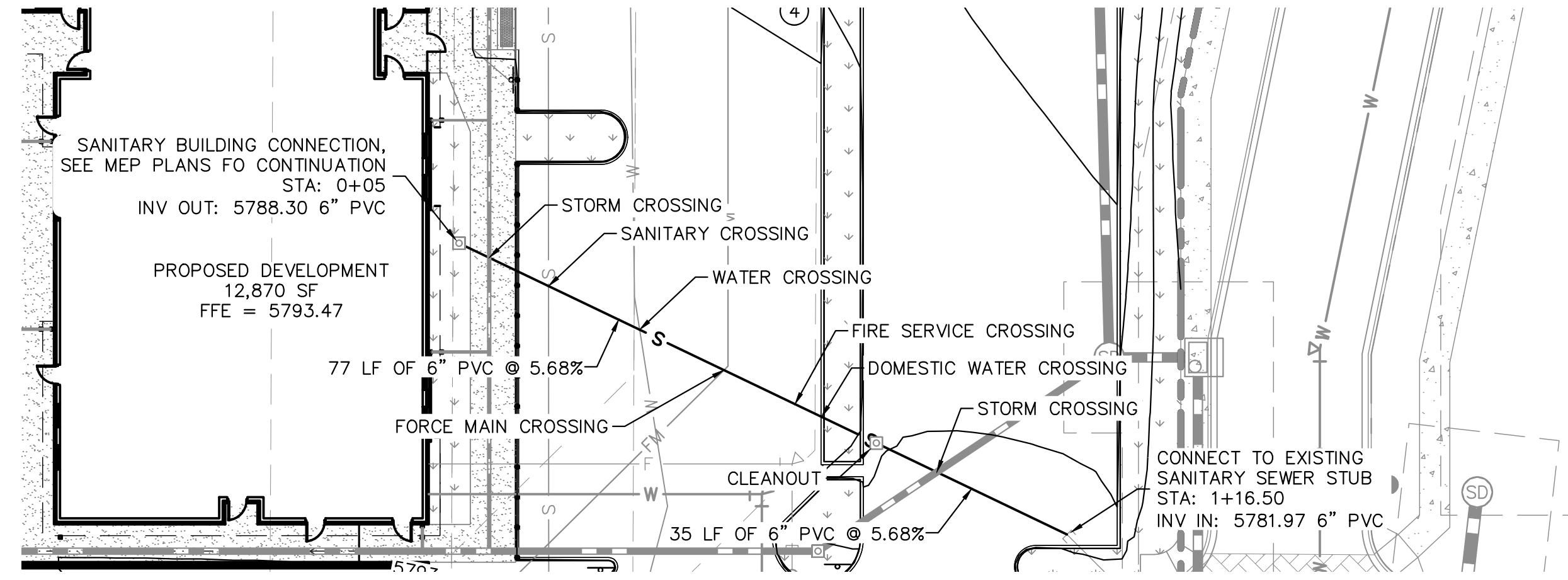
FIRE CODE OFFICIAL OR DESIGNATED REPRESENTATIVE \_\_\_\_\_ DATE \_\_\_\_\_

(NOTE - UNDERGROUND FIRE LINE (UFL) SUBMITTAL DOCUMENTS MUST MEET THE REQUIREMENTS OF NFPA 24 WHEN SUBMITTING FOR REVIEW)

<p>2020 KIMLEY-HORN AND ASSOCIATES, INC.        4582 South Little Street, Suite 1500        Denver, Colorado 80237 (303) 728-2300</p>	<table border="1" style="width: 100%; border-collapse: collapse;"> <tr> <th style="width: 10%;">NO.</th> <th style="width: 10%;">REVISION</th> <th style="width: 10%;">BY</th> <th style="width: 10%;">DATE</th> <th style="width: 10%;">APPR</th> </tr> <tr> <td> </td> <td> </td> <td> </td> <td> </td> <td> </td> </tr> </table>	NO.	REVISION	BY	DATE	APPR					
NO.	REVISION	BY	DATE	APPR							
<p><b>LOT 6 PARKER AND PINE FILING 1</b>          PARKER, CO          EVERBROOK ACADEMY CONSTRUCTION DOCUMENTS          UTILITY PLAN</p>											
<p><b>PRELIMINARY</b>          FOR REVIEW ONLY          NOT FOR CONSTRUCTION</p> <p>Kimley-Horn and Associates, Inc.</p>											
<p>PROJECT NO. 096895001</p> <p>DRAWING NAME 096895001UT_UT</p>											
<p>C7.2</p>											



K:\DEV\_C\1\096895001 - Lot 6 Parker & Pine\1\096895001UT\_SSWR.dwg - News from Mr. The document contains information that is preliminary and subject to change without notice. THE DOCUMENT CONTAINS PRELIMINARY CONCEPTS AND DESIGNS PREPARED HEREIN, AS AN INSTRUMENT OF SERVICE, FOR THE EXCLUSIVE USE OF THE CLIENT FOR WHICH IT WAS PREPARED. REUSE OF AND IMPROPER RELIANCE ON THIS DOCUMENT WITHOUT WRITTEN AUTHORIZATION AND ADAPTATION BY KIMLEY-HORN AND ASSOCIATES, INC. SHALL BE WITHOUT LIABILITY TO KIMLEY-HORN AND ASSOCIATES, INC.

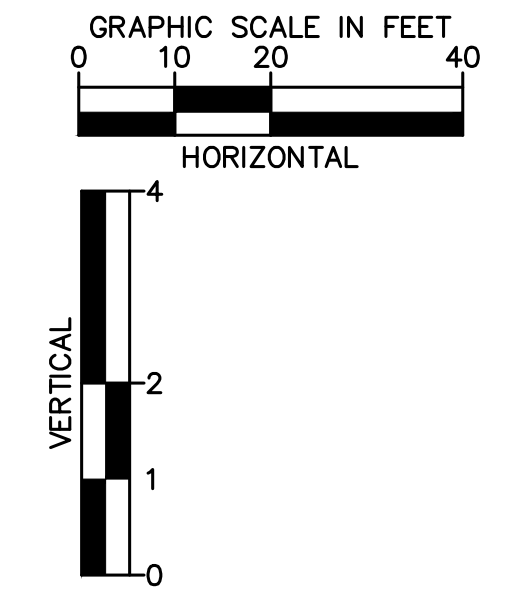
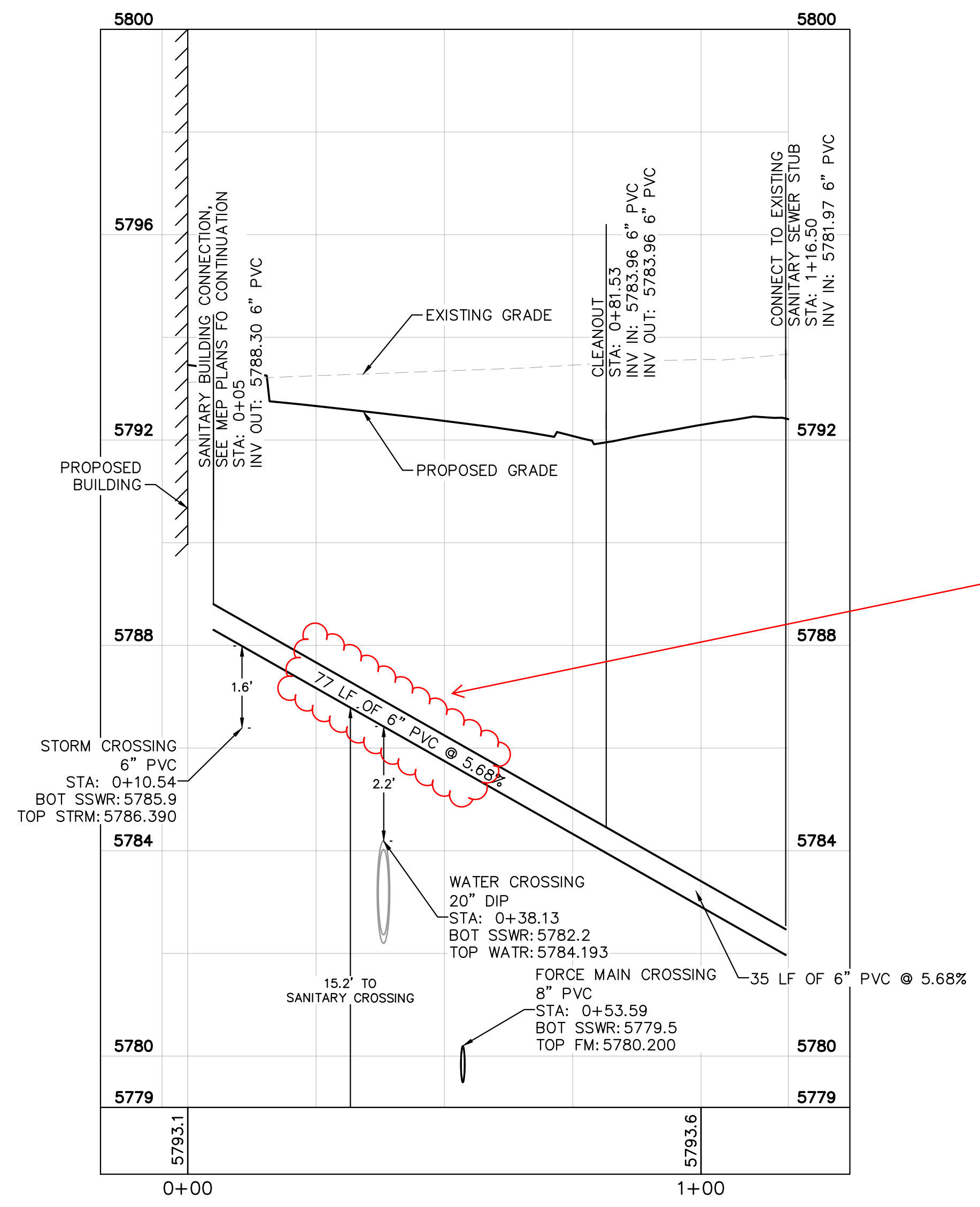


**UTILITY LEGEND**

---	EXISTING PROPERTY LINE
- - -	EXISTING EASEMENT
- - -	PROPOSED EASEMENT
FM	PROPOSED SANITARY SEWER FORCE MAIN
---	EXISTING STORM DRAINAGE LINE
G	EXISTING GAS LINE
W	EXISTING WATER LINE
S	EXISTING SANITARY SEWER LINE
E	EXISTING ELECTRIC LINE
○	EXISTING SANITARY SEWER MANHOLE

**NOTES:**

- CONTRACTOR TO FIELD VERIFY SIZE, INVERT, AND LOCATION OF ALL EXISTING UTILITIES.



NO.	REVISION	BY	DATE	APPR

**Kimley»Horn**

2020 KIMLEY-HORN AND ASSOCIATES, INC.  
4582 South Ulster Street, Suite 1500  
Denver, Colorado 80237 (303) 728-2300

DESIGNED BY: MCN  
DRAWN BY: NMH  
CHECKED BY: DLS  
DATE: 12/23/2020

**LOT 6 PARKER AND PINE FILING 1**  
PARKER, CO  
EVERBROOK ACADEMY CONSTRUCTION DOCUMENTS  
SANITARY SEWER LINE PLAN AND PROFILE

PRELIMINARY  
FOR REVIEW ONLY  
NOT FOR  
CONSTRUCTION

**Kimley»Horn**  
Kimley-Horn and Associates, Inc.

PROJECT NO.  
096895001

DRAWING NAME  
096895001UT\_SSWR

C7.3





