LINCOLN PROFESSIONAL PARK FILING NO. 1 LOT 1
MAVERIK INC. STORE SITE PLAN

SITUATED IN THE NORTHWEST $\frac{1}{4}$ OF SECTIOON 15,
TOWNSHIP 6 SOUTH, RANGE 66 WEST OF THE 6TH P.M.
TOWN OF PARKER, COUNTY OF DOUGLAS, STATE OF COLORADO

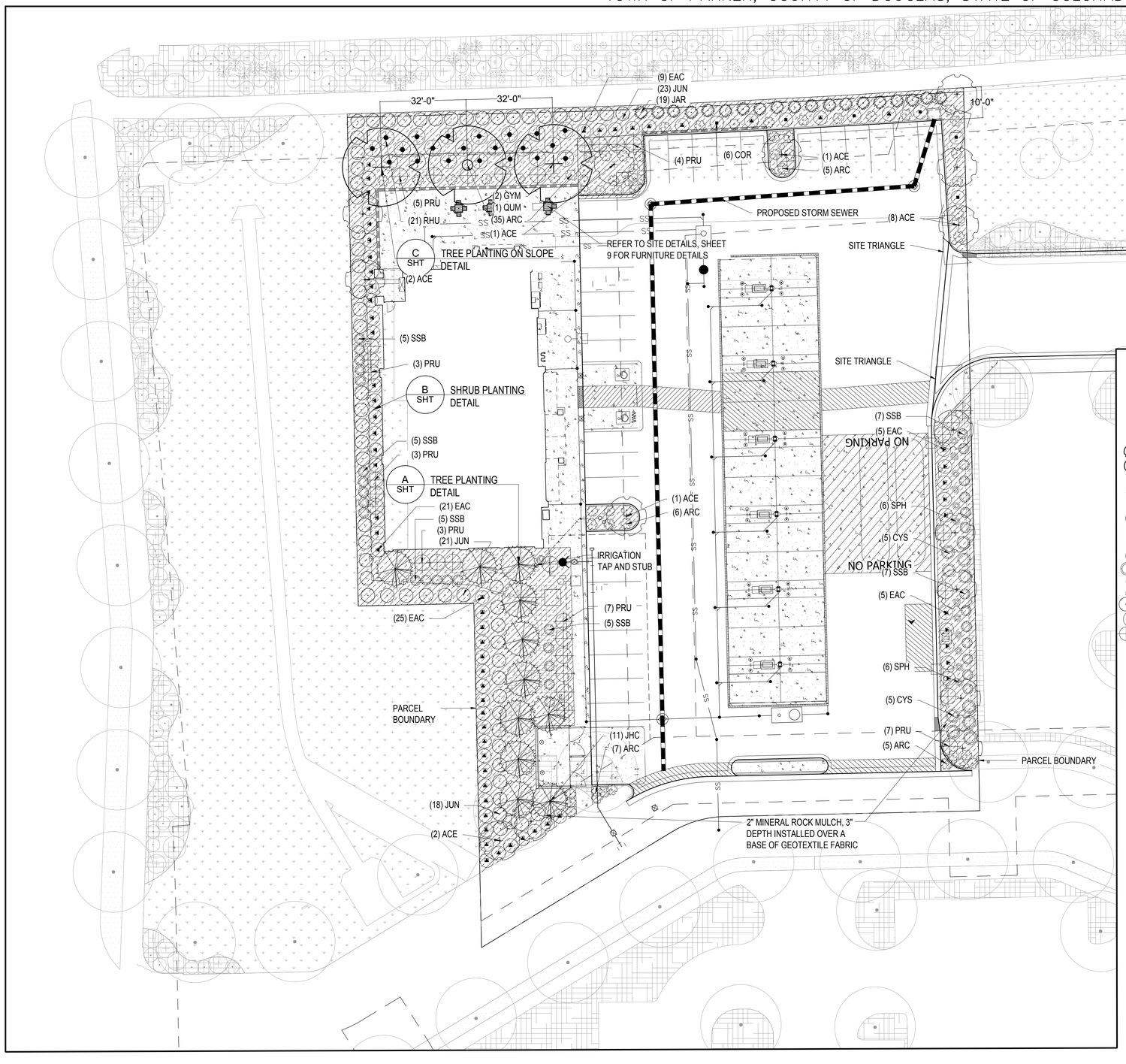

LEGEND

MINERAL MULCH - 2" LOCAL RIVER ROCK MULCH
AREA: 12,661 S.F. DEPTH: 3" TYP.
OVER DEWITT PRO 5 WEED BARRIER, OR EQUAL, NOTE: MINIMUM REQUIREMENTS FOR ROCK MULCH IS SATISFIED

PLANT_SCHEDULE

SYMBOL	QTY	BOTANICAL NAME	COMMON NAME	MATURE WIDTH	SIZE	SPACING	REMARKS
DECIDUOUS TREES							
GYM	2	Gymnocladus dioicus	Kentucky Coffeetree	30 - 35'	2" cal.	As Shown	B&B
QUM	1	Quercus muehlenbergii	Chinkapin Oak	35 - 40'	2" cal.	As Shown	B&B
EVERGREEN TREES							
JHC	11	Juniperus chinensis `Hetzii Columnaris`	Hetzi Column Juniper	4' - 6'	6'-8'	As Shown	Cont.
ORNAMENTAL TREES							
ACE	15	Acer tataricum 'Hot Wings'	Hot Wings Tatarian Maple	15' - 20'	2" cal.	As Shown	B&B
SHRUBS							
ARC	58	Arctostaphylus x coloradensis	Mock Bearberry Manzanita	3 - 4'	5 gal	48" o.c.	Cont.
COR	6	Cornus sericea `Artic Fire`	Artic Fire Dogwood	3' - 4'	5 gal	60" o.c.	Cont.
CYS	10	Cytisus purgans	Spanish Gold Broom	4 -5'	5 gal.	60" o.c.	Cont.
EAC	60	Euonymus alatus 'Compacta'	Dwarf Burning Bush	4' - 5'	5 gal.	60" o.c.	Cont.
JAR	19	Juniperus chinensis `Armstrongii`	Armstrong Juniper	4'	7 gal	As Shown	Cont.
JUN	61	Juniperus sabina `Calgary Carpet` TM	Calgary Carpet Juniper	6' - 8'	5 gal	60" o.c.	Cont.
RHU	21	Rhus trilobata 'Autumn Amber	Autumn Amber Sumac	6' - 8'	5 gal	60" o.c.	Cont.
PRU	32	Prunus nesseyi 'Pawnee Buttes'	Pawnee Buttes Sandcherry	6'	5 gal	60" o.c.	Cont.
ORNAMENTAL GRASSES							
SSB	34	Schizachyrium scoparium `Blaze`	Blaze Little Bluestem	2' - 2.5'	5 gal	48" o.c.	Cont.
SPH	12	Sporobolus heterolepis	Prairie Dropseed	2' - 3'	5 gal	48" o.c.	Cont.

PLANTS

TREES: 28
TOTAL NO. OF TREES: 29 = 100 % TREES
TOTAL NO. OF EVERGREEN TREES:11= 38% EVERGREEN TREES
SHRUBS AND GRASSES: 313
TOTAL NO. OF SHRUBS: 267 = 100% SHRUBS

INTERNAL LANDSCAPING

LANDSCAPE STANDARD	REQUIREMENT	PROVIDED
DEVELOPED AREA	15% OF DEVELOPED AREA TO BE LANDSCAPED (59,097 X 15%= 8,865 SF), 1 TREE AND 5 SHRUBS PER 1,500 SF OF LANDSCAPE AREA (6 TREES, 30 SHRUBS) 75% OF LANDSCAPE AREA MUST BE LIVING PLANT MATERIAL	12,515 SF (21%) 29 TREES/ 267 SHRUBS/ 46 GRASSES 9,446 SF (75%)
SITE PERIMETER LANDSCAPE	1 TREE AND 5 SHRUBS PER 40 LINEAR FEET OF EDGE (1,049 LF/ 40= 26, 26 TREES/ 131 SHRUBS WEST PROPERTY LINE- 353', 9 TREES, 40 SHRUBS. EAST PROPERTY LINE- 268',6 TREES, 30 SHRUBS NORTH PROPERTY LINE- 230', 6 TREES, 30 SHRUBS, SOUTH PROPERTY LINE- 198', 5 TREES, 25 SHRUBS	28 TREES, 247 SHRUBS AND 34 GRASSES WEST PROPERTY LINE- 353', 12 TREES, 89 SHRUBS, 20 GRASSES. EAST PROPERTY LINE- 268',7 TREES, 37 SHRUBS, 26 GRASSES NORTH PROPERTY LINE- 230' *PARKING LOT PERIMETER APPLIED, SOUTH PROPERTY LINE- 198', 5 TREES, 25 SHRUBS
SITE TURF AREA	TURF GRASS NOT TO EXCEED 15% OF TOTAL LANDSCAPE AREA	0 SF TURF
STREETSCAPE PLANTING	STREET TREES NO MORE THAN 40' ON CENTER	ALL STREETSCAPE LANDSCAPE WILL BE PROVIDED AS PART OF THE OVERALL MASTER DEVELOPMENT
PARKING LOT INTERIOR LANDSCAPE	MIN 10% OF PARKING AREA MUST BE LANDSCAPE ISLAND (5,643 SF X 10%= 564 SF)	883 SF, 3 TREES, 29 SHRUBS AND GRASSES
TREE CONSERVATION	1 TREE REPLACED FOR EVERY 1 TREE REMOVED (0 REMOVED)	0 TREES REMOVED/ REPLACED
PARKING PERIMETER (NORTH PROPERTY LINE)	10' WIDTH	10' WIDTH, 37 SHRUBS, 1 TREE

0 10' 20' 40' NORTH

PROJECT NUMBER
21-122-0001

ISSUE DATE:
March 10, 2022

REVISIONS:

No.	Date	Description
1	5-24-22	CITY REVIEW
2	7-13-22	CITY REVIEW
3	10-19-22	CITY REVIEW
4	10-26-22	CITY REVIEW
5	12-08-22	CITY REVIEW
6	1-09-23	CITY REVIEW

NOTE:
Bid documents should not be separated or issued as partial sets to subcontractors. Bidders are responsible for all portions of the documents that pertain to work covered by sub-bids. Bidder assumes full responsibility for error or misinterpretations resulting from partial sets of Bidding Documents by itself or any sub-bidder.

Conflicting information or errors found in the construction documents should be brought to the attention of the architect immediatly. In the event of a conflict in the drawings, bidder should not assume the least expensive option will meet the project requirements.

MAVERIK

MAVERIK INC. STORE
LINCOLN AVE. AND DRANSFELDT RD.
PARKER, CO
SITE PLAN

DCI ENGINEERS
1331 17TH STREET • SUITE 605
DENVER, COLORADO 80202
PHONE: (720) 439-4700
WEBSITE: www.dci-engineers.com
CIVIL / STRUCTURAL

© Copyright 02/2023 D'Angelo Conversano Inc. All Rights Reserved
The drawings and the ideas and designs they contain remain D'ANGELO property and the ideas and designs may not be reused, in whole or in part, without written permission from D'Angelo Conversano Inc. D'Angelo Conversano Inc. disclaims any responsibility for its unauthorized use.

LANDSCAPE PLAN

COLORADO 811

LINCOLN PROFESSIONAL PARK FILING NO. 1 LOT 1
MAVERIK INC. STORE SITE PLAN

SITUATED IN THE NORTHWEST $\frac{1}{4}$ OF SECTIOON 15,
TOWNSHIP 6 SOUTH, RANGE 66 WEST OF THE 6TH P.M.
TOWN OF PARKER, COUNTY OF DOUGLAS, STATE OF COLORADO

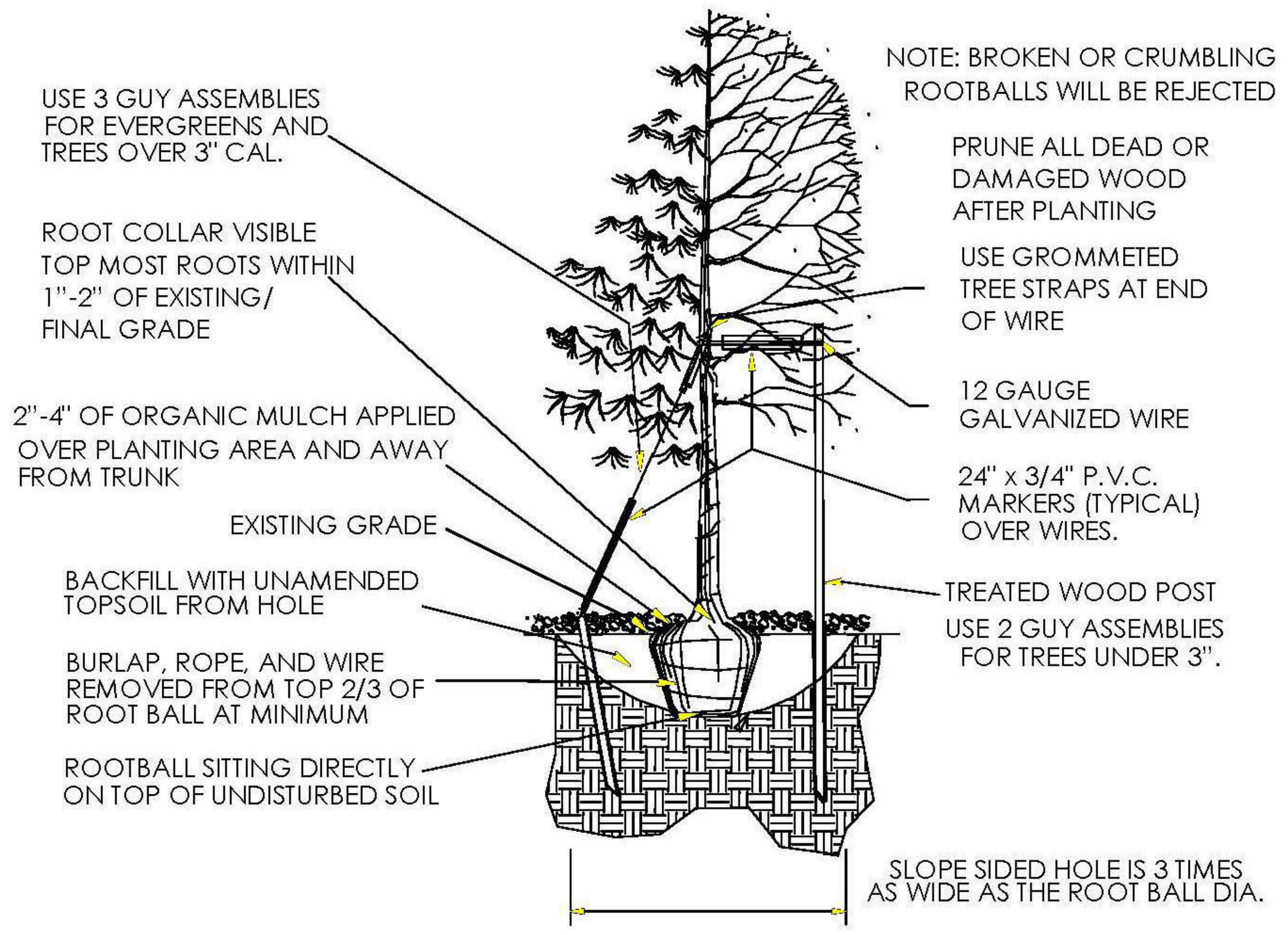

- Excavate planting holes with sloping sides. Make excavations at least three times as wide as the root ball diameter and no deeper than the distance from the top most roots in the root ball to the bottom of the root ball to allow for settling. Do not disturb soil at bottom of planting holes, but do score the sides of the planting hole. The planting area shall be loosened and aerated at least three times the diameter of the root ball. Backfill shall consist of existing on site topsoil – no amendments shall be used unless otherwise specified.
- Trees shall be planted with the root collar/flare visible above grade AND two or more structural roots located within the top 1" to 2" of the root ball/finished grade measured 3" to 4" from trunk. This includes trees that are set on slopes (see slope planting detail). Trees that do not have a visible root collar shall be rejected. Do not cover the root ball with soil.
- When root ball will remain intact, cut off bottom $^1/_4$ of wire basket before placing tree in hole, cut off remainder of basket AFTER tree is set in hole, remove basket completely. At a minimum, the top 2/3 of the burlap and basket shall be removed from the root ball on all trees. Remove all nylon ties, twine, rope and burlap. Remove unnecessary packing material.
- Form soil into a 3" to 5" tall watering ring (saucer) around planting area. This is not necessary in irrigated turf areas. Apply 2" to 4" depth of specified mulch over planting area and inside saucers, away from trunk.
- Staking and guying of trees is optional in most planting situations. In areas of extreme winds, or on steep slopes, staking may be required to stabilize trees. Staking and guying must be removed within 1 year of planting date.
- Tree wrap is *not* to be used on any new plantings, except in late fall planting situations, and only then after consultation with the Town Arborist.
- Resetting of improperly planted trees will only be allowed if it is determined that doing so will in no way compromise the root ball, and shall only be done with approval of the Town Arborist.

A TOWN OF PARKER TREE PLANTING DETAIL
Scale: NTS

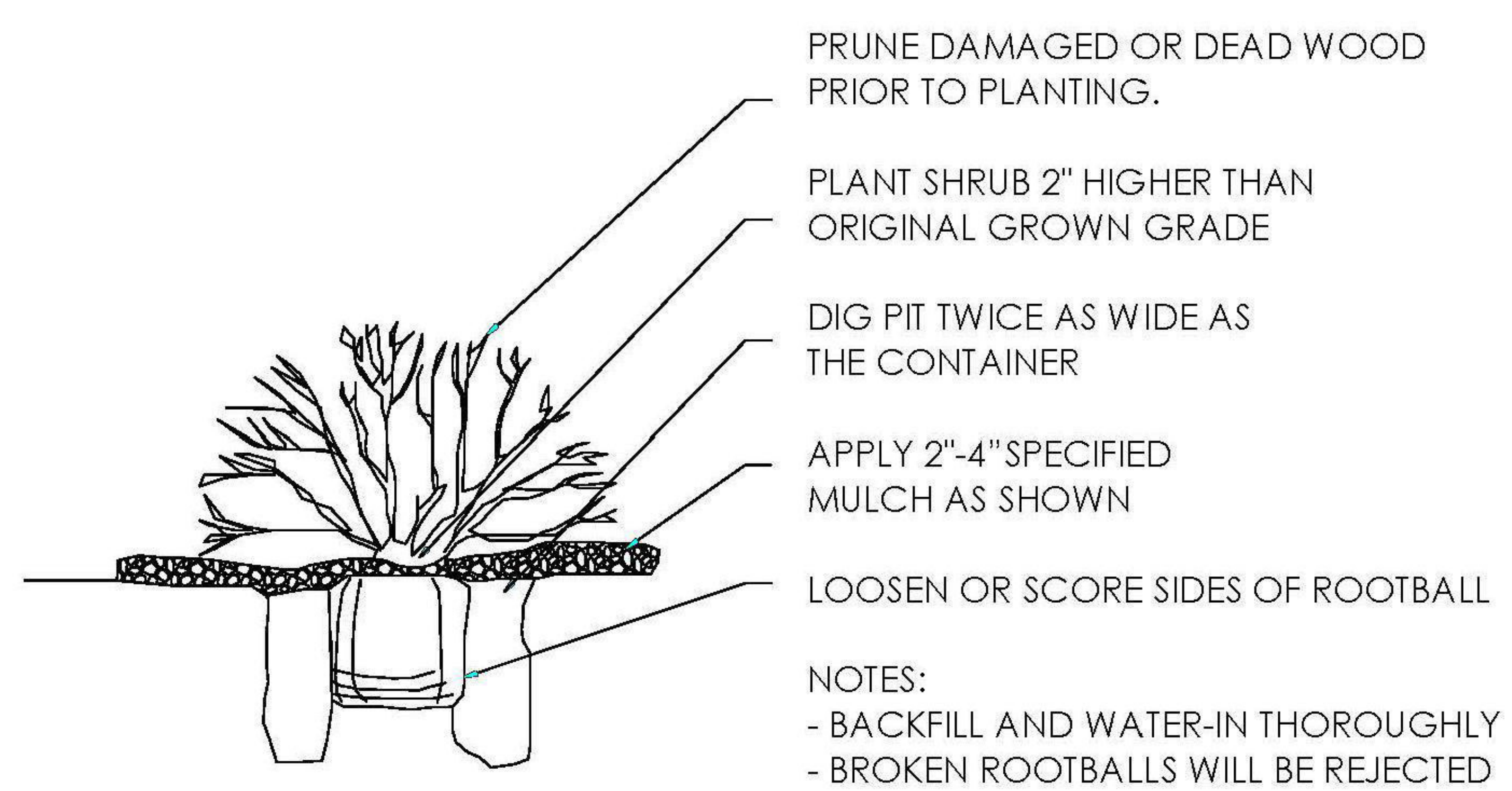

B TOWN OF PARKER SHRUB PLANTING DETAIL
Scale: NTS

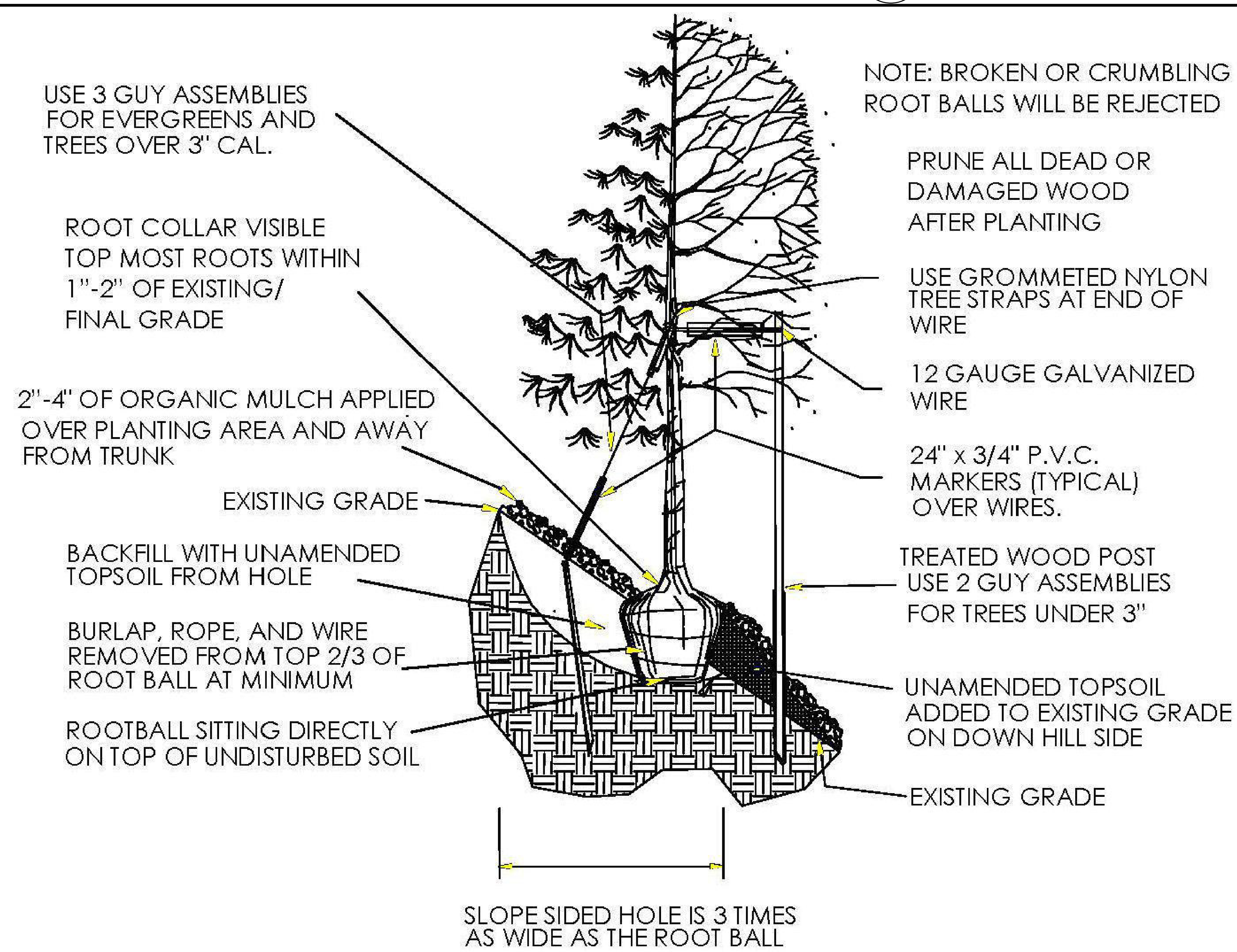

C TOWN OF PARKER TREE PLANTING ON SLOPE DETAIL
Scale: NTS

GENERAL PLANTING NOTES

1. THE CONTRACTOR SHALL BE FAMILIAR WITH THE SITE CONDITIONS PRIOR TO CONSTRUCTION. THE CONTRACTOR IS RESPONSIBLE FOR LOCATING ALL UNDERGROUND UTILITIES AND SHALL AVOID DAMAGE TO ALL UTILITIES DURING CONSTRUCTION. SHOULD THE CONTRACTOR CAUSE DAMAGE TO ANY UTILITIES, CONTRACTOR SHALL MAKE NECESSARY REPAIRS AS QUICKLY AS PRACTICABLE, AT OWN EXPENSE.
2. THE CONTRACTOR IS RESPONSIBLE FOR MAINTAINING, IN FULL, ALL PLANTING AREAS (INCLUDING WATERING, SPRAYING, MULCHING, MOWING, FERTILIZING, ETC.) UNTIL THE JOB IS ACCEPTED, IN FULL, BY THE LANDSCAPE ARCHITECT AND OWNER.
3. ALL PLANTS MUST BE HEALTHY, VIGOROUS MATERIAL, FREE OF PESTS AND DISEASE. ALL PLANTS SHALL BE ANA #1 OR BETTER (ACCORDING TO "AMERICAN STANDARDS FOR NURSERY STOCK") AND ARE SUBJECT TO THE APPROVAL OF THE LANDSCAPE ARCHITECT AND OWNER BEFORE, DURING, AND AFTER INSTALLATION.
4. CONTRACTOR TO STAKE BED LINES IN FIELD FOR OWNER'S REPRESENTATIVE APPROVAL PRIOR TO COMMENCEMENT OF PLANTING.
5. ALL TREES MUST BE STRAIGHT TRUNKED, FULL HEADED, AND MEET ALL REQUIREMENTS SPECIFIED.
6. ALL TREES MUST BE GUYED OR STAKED AS SHOWN IN THE DETAILS.
7. CONTRACTOR SHALL ASSURE DRAINAGE AND PERCOLATION OF ALL PLANTING PITS PRIOR TO INSTALLATION OF PLANT MATERIAL. CONTRACTOR SHALL FILL ALL TREE PITS WITH WATER BEFORE PLANTING TO ASSURE THAT PROPER DRAINAGE AND PERCOLATION IS AVAILABLE. CORRECT IF REQUIRED TO ASSURE PERCOLATION. CONTRACTOR IS RESPONSIBLE FOR REPLACEMENT OF ALL PLANTS LOST DUE TO INADEQUATE DRAINAGE CONDITIONS.
8. ALL PLANTED AREAS SHALL BE MULCHED WITH 3" LOOSE MEASURE OF APPROVED MULCH.
9. CONTRACTOR TO GUARANTEE PLANT MATERIAL THRU WRITTEN WARRENTY TO OWNER FOR A PERIOD OF 12 MONTHS AFTER DATE OF SUBSTANTIAL COMPLETION.
10. CONTRACTOR TO REQUEST INSPECTION OF PROJECT IN WRITING. IF ALL WORK IS SATISFACTORY AND COMPLETE IN ACCORDANCE WITH CONDITIONS OF CONTRACT DOCUMENTS, THEN THE LANDSCAPE ARCHITECT SHALL DECLARE THE PROJECT SUBSTANTIALLY COMPLETE.
11. CONTRACTOR TO REPLACE REJECTED PLANT MATERIAL WITHIN TWO WEEKS OF NOTICE. CONTRACTOR IS TO FAMILIARIZE HIMSELF WITH THE LAYOUT, GRADING AND CIVIL ENGINEERING DOCUMENTS TO COORDINATE ACTUAL LOCATION OF TREES AND SHRUBS. OBTAIN THE LANDSCAPE ARCHITECT'S APPROVAL OF FINISH GRADING PRIOR TO THE START OF PLANTING.
12. ANY CHANGES TO THE APPROVED LANDSCAPE PLAN WILL REQUIRE APPROVAL BY THE TOWN PRIOR TO INSTALLATION. ANY PROPOSED SUBSTITUTIONS OF PLANT SPECIES SHALL BE APPROVED BY THE LANDSCAPE ARCHITECT AND THE OWNER'S REPRESENTATIVE PRIOR TO DELIVERY TO THE SITE.
13. STAKE LOCATIONS OF ALL PROPOSED TREES FOR APPROVAL BY THE ARCHITECT AND THE OWNER'S REPRESENTATIVE PRIOR TO THE COMMENCEMENT OF PLANTING.
14. SEE SPECIFICATIONS FOR PLANTING REQUIREMENTS, SOIL PREPARATION TESTING, MATERIALS,EXECUTION, AND MAINTENANCE.
15. SEE DETAILS AND SPECIFICATIONS FOR STAKING METHOD, PLANT PIT DIMENSIONS AND BACKFILL REQUIREMENTS. TREE STAKING SHALL BE REMOVED 1 YEAR POST WARRENTY.
16. CONTRACTOR SHALL NOTIFY OWNER'S REPRESENTATIVE 48 HOURS PRIOR TO COMMENCEMENT OF WORK TO COORDINATE PROJECT INSPECTION SCHEDULES.
17. ALL TREES OF THE SAME SPECIES AND SIZE SHALL HAVE MATCHING HEIGHT AND FORM UNLESS OTHERWISE NOTED ON THE PLANS.
18. IF CONFLICTS ARISE BETWEEN SIZE OF AREAS AND PLANS, CONTRACTOR SHALL CONTACT OWNER'S REPRESENTATIVE FOR IMMEDIATE RESOLUTION. FAILURE TO MAKE SUCH CONFLICTS KNOWN TO THE OWNER'S REPRESENTATIVE WILL RESULT IN CONTRACTOR'S LIABILITY TO RELOCATE THE MATERIALS.
19. CONTRACTOR IS RESPONSIBLE TO DO THEIR OWN QUANTITY TAKEOFFS FOR ALL PLANT MATERIALS AND SIZES SHOWN ON PLANS. SUPPLY ALL PLANT MATERIAL IN QUANTITIES SUFFICIENT TO COMPLETE THE PLANTING BED AS SHOWN ON THE DRAWINGS.
20. PLANT CROWN ELEVATIONS RELATIVE TO FINISH GRADE ARE SHOWN ON PLANTING DETAILS AND SHALL BE STRICTLY ADHERED TO. PROPER COMPACTION OF BACKFILL TO PREVENT SETTLEMENT SHALL BE REQUIRED.
21. THE LANDSCAPE CONTRACTOR SHALL COORDINATE WITH THE DESIGN LANDSCAPE ARCHITECT REGARDING THE REQUIRED SOIL ANALYSIS REPORT AND IS RESPONSIBLE FOR COMPLETING THE SOIL SAMPLING AND SUBMITTING THE SAMPLES TO A SOILS TESTING LAB FOR TESTING. THIS WOULD INCLUDE A SEPARATE LAB TEST REPORT AND RECOMMENDATIONS (AMENDMENT/FERTILIZER AMOUNTS AND APPLICATION RATES) FOR EACH TYPE OF PROPOSED LANDSCAPING (SHRUB BEDS/SOD/NATIVE SEED). THE SOILS LAB RESULTS AND RECOMMENDATIONS ARE REQUIRED TO BE REVIEWED AND APPROVED BY THE DESIGN LANDSCAPE ARCHITECT AND THE CITY OF COLORADO SPRINGS PRIOR TO INSTALLING ANY LANDSCAPING (PLANTS/SOD/NATIVE SEED) ONSITE
22. THE LANDSCAPE ARCHITECT RESERVES THE RIGHT TO ADJUST THE LOCATION OF PLANT MATERIAL DURING INSTALLATION AS APPROPRIATE TO THE PROJECT.
23. ALL LANDSCAPED AREAS SHALL BE IRRIGATED WITH A WATER EFFICIENT IRRIGATION SYSTEM. ALL TURF GRASS AREAS WILL BE ON SPRINKLED WITH STREAM-SPRAY WATER SAVING SPRINKLER ZONES, AND ALL PLANTING AREAS WILL BE WATERED WITH A POINT-SOURCE DRIP IRRIGATION SYSTEM. ALL IRRIGATION WILL BE CONTROLLED BY A MASTER CONTROL VALVE WITH A RAIN-SENSOR MODULE.
24. AN IRRIGATION PLAN SHALL BE SUBMITTED AND REVIEWED CONCURRENT WITH THE BUILDING PERMIT SUBMITTAL, AND APPROVED PRIOR TO ISSUANCE OF A BUILDING PERMIT.
25. LANDSCAPE IMPROVEMENT AND MAINTENANCE SHALL BE THE RESPONSIBILITY OF THE OWNER, AND/OR THEIR ASSIGNS

PROJECT NUMBER
21-122-0001

ISSUE DATE:
March 10, 2022

REVISIONS:

No.	Date	Description
1	5-24-22	CITY REVIEW
2	7-13-22	CITY REVIEW
3	10-19-22	CITY REVIEW
4	10-26-22	CITY REVIEW
5	12-08-22	CITY REVIEW
6	1-09-23	CITY REVIEW

NOTE:
Bid documents should not be separated or issued as partial sets to subcontractors. Bidders are responsible for all portions of the documents that pertain to work covered by sub-bids. Bidder assumes full responsibility for error or misinterpretations resulting from partial sets of Bidding Documents by itself or any sub-bidder.

Conflicting information or errors found in the construction documents should be brought to the attention of the architect immediatly. In the event of a conflict in the drawings, bidder should not assume the least expensive option will meet the project requirements.

MAVERIK

MAVERIK INC. STORE
LINCOLN AVE. AND DRANSFELDT RD.
PARKER, CO
SITE PLAN

DCI ENGINEERS
1331 17TH STREET • SUITE 605
DENVER, COLORADO 80202
PHONE: (720) 439-4700
WEBSITE: www.dci-engineers.com
CIVIL / STRUCTURAL

© Copyright 03/2023 D'Amato Conversano Inc. All Rights Reserved
This document, and the ideas and designs may not be reused, in whole or in part, without written permission from D'Amato Conversano Inc. D'Amato Conversano Inc. disclaims any responsibility for its unauthorized use.

COLORADO 811 KNOW WHAT'S BELOW. CALL BEFORE YOU DIG.

LANDSCAPE DETAILS

LINCOLN PROFESSIONAL PARK FILING NO. 1 LOT 1
MAVERIK INC. STORE SITE PLAN

SITUATED IN THE NORTHWEST $\frac{1}{4}$ OF SECTIOON 15,
TOWNSHIP 6 SOUTH, RANGE 66 WEST OF THE 6TH P.M.
TOWN OF PARKER, COUNTY OF DOUGLAS, STATE OF COLORADO

NOTES

1. INSTALL SYSTEM TO IRRIGATE NEW LANDSCAPING. SPRINKLERS IRRIGATE SOD AREAS. DRIP WILL IRRIGATE NEW TREE AND SHRUB PLANTINGS IN PLANTING BEDS. TEMPORARY SPRINKLER IRRIGATION IS PROVIDED FOR ESTABLISHMENT OF NATIVE SEED AREAS. WATER SOURCE WILL BE TO IRRIGATION SERVICE LINE AT LOCATION INDICATED. IRRIGATION BACKFLOW IS LOCATED IN WATER ENTRY ROOM.

2. SYSTEM IS DESIGNED FOR A DYNAMIC PRESSURE OF 65 PSI AT 12 GPM. VERIFY DYNAMIC PRESSURE ONSITE BEFORE INSTALLATION OF SYSTEM.

3. CONTROL WILL BE VIA NEW IRRIGATION CONTROLLER WALL MOUNTED ON ENCLOSURE ADJACENT TO THE POINT OF CONNECTION. CONTROL WILL BE VIA TWO WIRE PATH. INSTALL DECODERS AND GROUNDING PER MANUFACTURER'S RECOMMENDATION. INSTALL CONTROL CABLE NOT ADJACENT TO MAINLINE IN CONDUIT.

4. THE ENTIRE INSTALLATION SHALL FULLY COMPLY WITH ALL LOCAL AND STATE LAWS AND ORDINANCES AND WITH ALL THE ESTABLISHED APPLICABLE CODES.

5. UTILITY LOCATES ("CALL BEFORE YOU DIG"): ARRANGE FOR AND COORDINATE WITH GENERAL CONTRACTOR AND LOCAL AUTHORITIES THE LOCATION OF ALL UNDERGROUND UTILITIES. CALL 1-800-849-2476.

6. WARRANTY IRRIGATION SYSTEM FOR ONE (1) YEAR FROM THE DATE OF FINAL ACCEPTANCE OF WORK.

7. DO NOT PROCEED WITH THE INSTALLATION OF IRRIGATION COMPONENTS WHEN IT IS OBVIOUS IN THE FIELD THAT OBSTRUCTIONS OR GRADE DIFFERENCES EXIST THAT WERE NOT CONSIDERED IN THE ENGINEERING. IF DISCREPANCIES IN THE CONSTRUCTION DOCUMENTS OR FIELD CONDITIONS EXIST, BRING THEM TO THE ATTENTION OF THE OWNER'S REPRESENTATIVE.

8. SLEEVING WILL BE INSTALLED BY THE IRRIGATION CONTRACTOR. SLEEVES ARE REQUIRED FOR BOTH PIPING AND CONTROL WIRING AT EACH HARDSCAPE CROSSING. SIZE SLEEVES TO BE TWICE THE SIZE OF THE PIPE OR WIRE BUNDLE THAT IS CARRIED IN SAID SLEEVE.

9. MAINLINE PIPE:
   a. USE CLASS 200 SDR 21 NSF APPROVED RIGID PVC PIPE.
   b. USE SOLVENT WELD PIPE.
   c. USE SCHEDULE 40, TYPE 1, PVC SOLVENT WELD FITTINGS. USE PRIMER APPROVED BY THE PIPE MANUFACTURER.
   d. MAINLINE PIPE IS 1.5" NOMINAL SIZE UNLESS INDICATED OTHERWISE.
   e. CONDUCT A MAINLINE PRESSURE TEST AT AVAILABLE PRESSURE OVER ONE HOUR, ALLOWABLE PRESSURE DROP IS 5 PSI.
   f. MAINLINE PIPE TO BE BURIED WITH 24-INCHES OF COVER.

10. DRIP TUBING:
   a. USE U.V. RESISTANT POLYETHYLENE RATED FOR 60 PSI.
   b. USE COMPRESSION FITTINGS PER MANUFACTURER RECOMMENDATION.
   c. DRIP TUBING TO BE BURIED WITH 4-INCHES OF COVER.

11. COMPACT TRENCHES IN 6-INCH LIFTS TO 90% PROCTOR DENSITY. PUDDLING OF TRENCHES IS NOT ALLOWED.

12. PROVIDE TWO (2) OPERATING KEYS FOR EACH TYPE OF MANUALLY OPERATED VALVE.

13. FURNISH ACCURATE REPRODUCIBLE "AS-BUILT" DRAWINGS SHOWING FIELD CHANGES IN LAYOUT AND EQUIPMENT INSTALLATION. AS-BUILT DRAWINGS TO BE PLOTTED OUT FULL SCALE ALSO INCLUDE AN ELECTRONIC COPIES IN AUTOCAD AND ADOBE ACROBAT (PDF) FORMAT.

14. CLEAN UP ALL DEBRIS RELATED TO THE JOB, AND LEAVE THE SITE IN A CLEAN TIDY CONDITION.

15. TEST AND DEMONSTRATE TO THE OWNER'S REPRESENTATIVE THE SATISFACTORY OPERATION OF THE SYSTEM.

Irrigation Schedule
Maverik Store, Parker CO

Station	Plant Type	Flow (GPM)	Area (Sq.Ft.)	Application Rate (In/Hr)	Daily Runtime (min)
A1	Trees/Shrubs	4.8	6351	0.07	20*
A2	Trees/Shrubs	4.8	4045.7	0.11	20*
A3	Trees/Shrubs	3.3	2484.8	0.13	20*

* DRIP ZONES TO RUN 20 MINUTES DAILY FOR ESTABLISHMENT ONLY. AFTER PLANTS ARE ESTABLISHED, SCHEDULE DRIP ZONES TO RUN 45 MINUTES, TWICE A WEEK.

IRRIGATION LEGEND

- MAINLINE: CL200 PVC, 1-INCH
- DRIP TUBING: U.V. RESISTANT HDPE, 60PSI, 0.75-INCH
- SLEEVING: CL200 PVC, 2X NOMINAL SIZE OF CONTAINED PIPE OR WIRE BUNDLE
- POC — POINT OF CONNECTION
- BACKFLOW PREVENTION/ WINTERIZATION ASSEMBLY
- QUICK COUPLER ASSEMBLY
- DRIP REMOTE CONTROL VALVE: RAIN BIRD XCZ-100-PRB-LC
- DRIP FLUSH CAP
- A — IRRIGATION CONTROLLER: RAIN BIRD ESP-LXD-IQ4

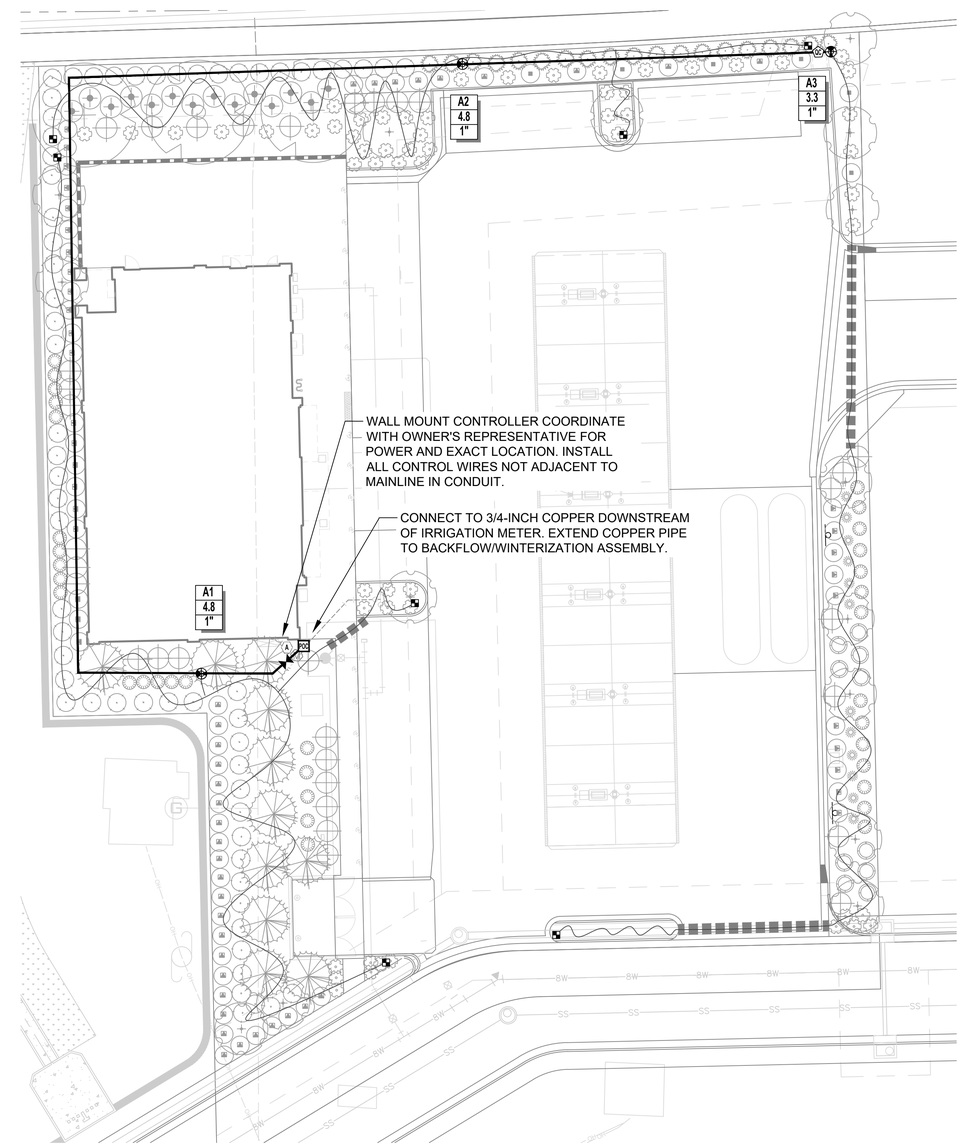

PROJECT NUMBER
21-122-0001

ISSUE DATE:
March 10, 2022

REVISIONS:

No.	Date	Description
1	5-24-22	CITY REVIEW
2	7-13-22	CITY REVIEW
3	10-19-22	CITY REVIEW
4	10-26-22	CITY REVIEW

NOTE:
Bid documents should not be separated or issued as partial sets to subcontractors. Bidders are responsible for all portions of the documents that pertain to work covered by sub-bids. Bidder assumes full responsibility for error or misinterpretations resulting from partial sets of Bidding Documents by itself or any sub-bidder.

Conflicting information or errors found in the construction documents should be brought to the attention of the architect immediatly. In the event of a conflict in the drawings, bidder should not assume the least expensive option will meet the project requirements.

MAVERIK

MAVERIK INC. STORE
LINCOLN AVE. AND DRANSFELDT RD.
PARKER, CO
SITE PLAN

DCI ENGINEERS
1331 17TH STREET • SUITE 605
DENVER, COLORADO 80202
PHONE: (720) 439-4700
WEBSITE: www.dci-engineers.com
CIVIL / STRUCTURAL

© Copyright 10/2022 D'Angelo Conversano Inc. All Rights Reserved
This drawing and all information contained herein is the property of D'Angelo Conversano Inc. and may not be used, reproduced, or transmitted without written permission from D'Angelo Conversano Inc. D'Angelo Conversano Inc. disclaims any responsibility for its unauthorized use.

IRRIGATION PLAN

Plot Date: 2022-10-11 File Location: C:\Users\teva\Dropbox\Ally\Russell Mills\Maverik\Parker\drawings\Maverik.dwg

LINCOLN PROFESSIONAL PARK FILING NO. 1 LOT 1
MAVERIK INC. STORE SITE PLAN

SITUATED IN THE NORTHWEST $\frac{1}{4}$ OF SECTIOON 15,
TOWNSHIP 6 SOUTH, RANGE 66 WEST OF THE 6TH P.M.
TOWN OF PARKER, COUNTY OF DOUGLAS, STATE OF COLORADO

NOTE:
1. FURNISH FITTINGS, PIPE AND BACKFLOW SIZED IDENTICALLY WITH NOMINAL IRRIGATION TAP SIZE.

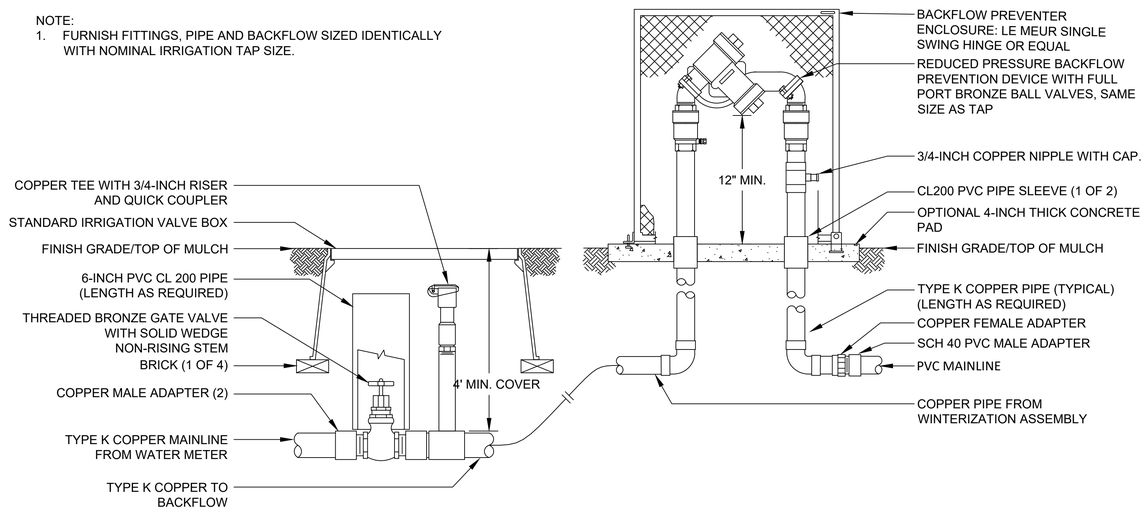

1 BACKFLOW PREVENTION ASSEMBLY

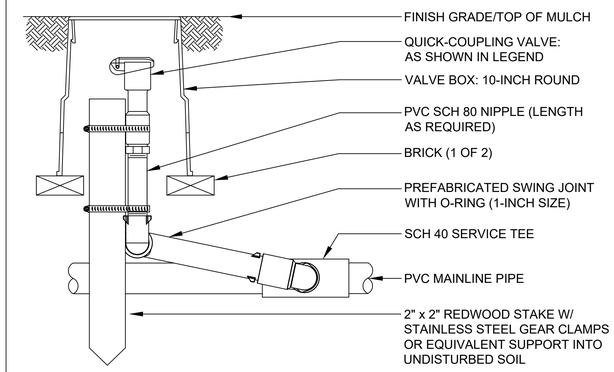

NOTE:
1. FURNISH FITTINGS AND PIPING NOMINALLY SIZED IDENTICAL TO NOMINAL QUICK COUPLING VALVE INLET SIZE.

2 QUICK COUPLING VALVE ASSEMBLY

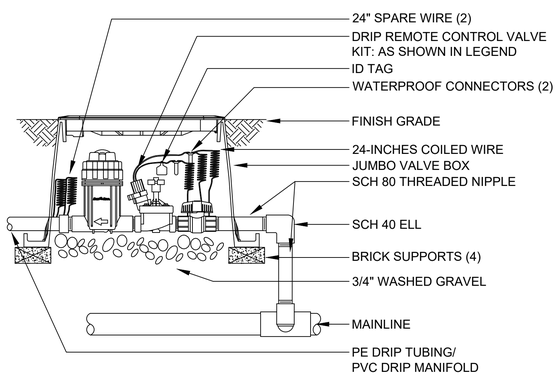

3 DRIP REMOTE CONTROL VALVE ASSEMBLY

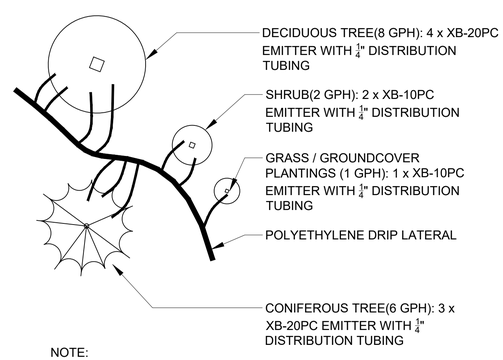

NOTE:
1. MAXIMUM LENGHT OF ¼" DISTRIBUTION TUBING IS 5-FEET
2. STAKE ENDS OF DISTRIBUTION TUBING ON UPHILL SIDE OF PLANT.

4 TYPICAL EMITTER PLACEMENT & SCHEDULE

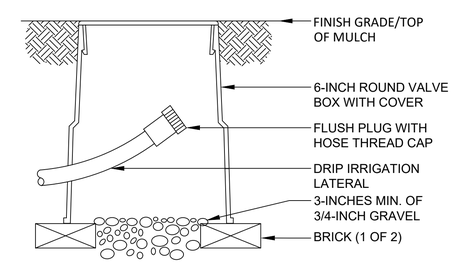

5 DRIP FLUSH CAP ASSEMBLY

PROJECT NUMBER
21-122-0001

ISSUE DATE:
March 10, 2022

REVISIONS:

No.	Date	Description
1	5-24-22	CITY REVIEW
2	7-13-22	CITY REVIEW
3	10-19-22	CITY REVIEW
4	10-22	CITY REVIEW

NOTE:
Bid documents should not be separated or issued as partial sets to subcontractors. Bidders are responsible for all portions of the documents that pertain to work covered by sub-bids. Bidder assumes full responsibility for error or misinterpretations resulting from partial sets of Bidding Documents by itself or any sub-bidder.

Conflicting information or errors found in the construction documents should be brought to the attention of the architect immediatly. In the event of a conflict in the drawings, bidder should not assume the least expensive option will meet the project requirements.

MAVERIK

MAVERIK INC. STORE
LINCOLN AVE. AND DRANSFELDT RD.
PARKER, CO
SITE PLAN

DCI ENGINEERS
1331 17TH STREET • SUITE 605
DENVER, COLORADO 80202
PHONE: (720) 439-4700
WEBSITE: www.dci-engineers.com
CIVIL / STRUCTURAL

© Copyright 10/2022 D'Antoto Conversano Inc. All Rights Reserved
Copy of plans and the ideas and designs incorporated herein, in whole or in part, without written permission from D'Antoto Conversano Inc. D'Antoto Conversano Inc. disclaims any responsibility for its unauthorized use.

IRRIGATION DETAILS

Plot Date: 2022-10-11 File Location: C:\Users\teva\Dropbox\Ally\Russell Mills\Maverik\Parker\drawings\1-Maverik.dwg

LINCOLN PROFESSIONAL PARK FILING NO. 1 LOT 1
MAVERIK INC. STORE SITE PLAN

SITUATED IN THE NORTHWEST OF SECTION 15,
TOWNSHIP 6 SOUTH, RANGE 66 WEST OF THE 6TH P.M.
TOWN OF PARKER, COUNTY OF DOUGLAS, STATE OF COLORADO



2 SOUTHEAST BUILDING PERSPECTIVE
SCALE:

1 NORTHWEST BUILDING PERSPECTIVE
SCALE:

PROJECT NUMBER
21-122-0001

ISSUE DATE:
March 10, 2022

REVISIONS:

No.	Date	Description

NOTE:
Bid documents should not be separated or issued as partial sets to subcontractors. bidders are responsible for all portions of the documents that pertain to work covered by sub-bids. Bidder assumes full resposibility for error or misinterpretations resulting from partial sets of Bidding Documents by itself or any sub-bidder.

Conflicting information or errors found in the construction documents should be brought to the attention of the architect immediatly. in the event of a conflict in the drawings, bidder should not assume the least expensive option will meet the project requirements.

MAVERIK
185 S. State Street
Salt Lake City, Utah 84111

MAVERIK INC. STORE
PARKER, COLORADO

DCI ENGINEERS
1331 17TH STREET SUITE 605
DENVER, COLORADO 80202
PHONE: (720) 439-4700
WEBSITE: www.dci-engineers.com
CIVIL / STRUCTURAL

©Copyright 2021 Renato Conversano Inc. All Rights Reserved
This drawing and all information contained herein is the property of D'Ereas Conversano Inc. It can not be used or reproduced without written permission from D'Ereas Conversano Inc. D'Ereas Conversano Inc. disclaims any responsibility for its unauthorized use.

PERSPECTIVE VIEWS

D:\Local Revit Files\20_R_RR_CO_Parker_Brighton Downs.rvt

LINCOLN PROFESSIONAL PARK FILING NO. 1 LOT 1
MAVERIK INC. STORE SITE PLAN

SITUATED IN THE NORTHWEST OF SECTION 15,
TOWNSHIP 6 SOUTH, RANGE 66 WEST OF THE 6TH P.M.
TOWN OF PARKER, COUNTY OF DOUGLAS, STATE OF COLORADO

TOTAL WALL	857 S.F.
GLAZING	212 S.F.
TOTAL	25%

2 NORTH ELEVATION
SCALE: 1/4" = 1'-0"

TOTAL WALL	1473 S.F.
GLAZING	614 S.F.
TOTAL	42%

1 EAST ELEVATION
SCALE: 1/4" = 1'-0"

KEYED NOTES

04.05	NATURAL STONE
05.01	PRE-FINISHED GUTTER AND DOWNSPOUT, BRITE RED, C-2
05.03	STEEL, PAINTED, SHERWIN WILLIAMS SW 7020 - BLACK FOX
05.06	MBCI PRE-FINISHED METAL ROOF, 1 3/4" STANDING SEAM, MIDNIGHT BRONZE, C-1
05.69	STEEL AWNING, COLOR SHERWIN WILLIAMS SW 7020 - BLACK FOX
06.04	FIBER CEMENT BOARD & BATTEN SIDING, PAINTED, SHERWIN WILLIAMS SW 7019 - GAUNTLET GRAY, BB-2
06.05	FIBER CEMENT BOARD & BATTEN SIDING, PAINTED, SHERWIN WILLIAMS SW 7043 - WORLDLY GRAY, BB-1
06.06	FIBER CEMENT TRIM, PAINTED, SHERWIN WILLIAMS SW 7043 - WORLDLY GRAY
06.30	HORIZONTAL JOINT IN SIDING
08.02	ALUMINUM STOREFRONT SYSTEM, DARK BRONZE
08.04	HOLLOW METAL DOOR AND FRAME, PAINTED AGED PEWTER
08.26	STOREFRONT SYSTEM WITH CLEAR GLAZING
26.10	MAIN DISTRIBUTION PANEL, PAINTED TO MATCH BUILDING

PROJECT NUMBER
21-122-0001

ISSUE DATE:
March 10, 2022

REVISIONS:

No.	Date	Description

NOTE:
Bid documents should not be separated or issued as partial sets to subcontractors. bidders are responsible for all portions of the documents that pertain to work covered by sub-bids. Bidder assumes full resposibility for error or misinterpretations resulting from partial sets of Bidding Documents by itself or any sub-bidder.

Conflicting information or errors found in the construction documents should be brought to the attention of the architect immediatly. in the event of a conflict in the drawings, bidder should not assume the least expensive option will meet the project requirements.

MAVERIK
185 S. State Street
Salt Lake City, Utah 84111

MAVERIK INC. STORE
PARKER, COLORADO

DCI ENGINEERS
1331 17TH STREET SUITE 605
DENVER, COLORADO 80202
PHONE: (720) 439-4700
WEBSITE: www.dci-engineers.com
CIVIL / STRUCTURAL

©Copyright 2022 Dhinaks Conversano Inc. All Rights Reserved
This drawing and design is the property of Dhinaks Conversano Inc. and is not to be used in whole or in part, without written permission from Dhinaks Conversano Inc. Dhinaks Conversano Inc. disclaims any responsibility for its unauthorized use.

EXTERIOR ELEVATIONS

D:\Local Revit Files\05_R_RR_CO_Parker_Brighton Dunes.rvt

LINCOLN PROFESSIONAL PARK FILING NO. 1 LOT 1
MAVERIK INC. STORE SITE PLAN

SITUATED IN THE NORTHWEST OF SECTION 15,
TOWNSHIP 6 SOUTH, RANGE 66 WEST OF THE 6TH P.M.
TOWN OF PARKER, COUNTY OF DOUGLAS, STATE OF COLORADO

TOTAL WALL	857 S.F.
GLAZING	280 S.F.
TOTAL	33%

2 SOUTH ELEVATION
SCALE: 1/4" = 1'-0"

TOTAL WALL	1473 S.F.
GLAZING	360 S.F.
TOTAL	25%

1 WEST ELEVATION
SCALE: 1/4" = 1'-0"

KEYED NOTES

04.05	NATURAL STONE
05.01	PRE-FINISHED GUTTER AND DOWNSPOUT, BRITE RED, C-2
05.03	STEEL, PAINTED, SHERWIN WILLIAMS SW 7020 - BLACK FOX
05.06	MBCI PRE-FINISHED METAL ROOF, 1 3/4" STANDING SEAM, MIDNIGHT BRONZE, C-1
05.21	PRE-FINISHED METAL COPING, COLOR SHERWIN WILLIAMS SW 7020 - BLACK FOX
05.69	STEEL AWNING, COLOR SHERWIN WILLIAMS SW 7020 - BLACK FOX
06.04	FIBER CEMENT BOARD & BATTEN SIDING, PAINTED, SHERWIN WILLIAMS SW 7019 - GAUNTLET GRAY, BB-2
06.05	FIBER CEMENT BOARD & BATTEN SIDING, PAINTED, SHERWIN WILLIAMS SW 7043 - WORLDLY GRAY, BB-1
06.06	FIBER CEMENT TRIM, PAINTED, SHERWIN WILLIAMS SW 7043 - WORLDLY GRAY
06.30	HORIZONTAL JOINT IN SIDING
06.35	FIBER CEMENT TRIM, PAINTED, SHERWIN WILLIAMS SW 7019 - GAUNTLET GRAY
08.26	STOREFRONT SYSTEM WITH CLEAR GLAZING
26.10	MAIN DISTRIBUTION PANEL, PAINTED TO MATCH BUILDING

PROJECT NUMBER
21-122-0001

ISSUE DATE:
March 10, 2022

REVISIONS:

No.	Date	Description

NOTE:
Bid documents should not be separated or issued as partial sets to subcontractors. bidders are responsible for all portions of the documents that pertain to work covered by sub-bids. Bidder assumes full resposibility for error or misinterpretations resulting from partial sets of Bidding Documents by itself or any sub-bidder.

Conflicting information or errors found in the construction documents should be brought to the attention of the architect immediatly. in the event of a conflict in the drawings, bidder should not assume the least expensive option will meet the project requirements.

MAVERIK
185 S. State Street
Salt Lake City, Utah 84111

MAVERIK INC. STORE
PARKER, COLORADO

DCI ENGINEERS
1331 17TH STREET SUITE 605
DENVER, COLORADO 80202
PHONE: (720) 439-4700
WEBSITE: www.dci-engineers.com
CIVIL / STRUCTURAL

©Copyright 2021 Dhindsa Conversano Inc. All Rights Reserved
This document, and the ideas and designs incorporated herein, is the property of Dhindsa Conversano Inc. and may not be reproduced, in whole or in part, without written permission from Dhindsa Conversano Inc. Dhindsa Conversano Inc. disclaims any responsibility for its unauthorized use.

EXTERIOR ELEVATIONS

D:\Local Revit Files\D_R_RR_CO_Parker_Brighton.Dana.rvt

LINCOLN PROFESSIONAL PARK FILING NO. 1 LOT 1
MAVERIK INC. STORE SITE PLAN

SITUATED IN THE NORTHWEST OF SECTION 15,
TOWNSHIP 6 SOUTH, RANGE 66 WEST OF THE 6TH P.M.
TOWN OF PARKER, COUNTY OF DOUGLAS, STATE OF COLORADO

KEYED NOTES

04.05	NATURAL STONE
05.05	MBCI PRE-FINISHED ROOF, COLOR C-1, 1-3/4" STANDING SEAM
05.12	ALUMINUM COMPOSITE METAL PANEL, WORLDLY GRAY
05.68	ALUMINUM COMPOSITE METAL PANEL, WHITE
10.49	4A:40 BC FIRE EXTINGUISHER W/ CASE, LOCATE WITHIN 75' OF ALL PUMPS, DISPENSERS, OR STORAGE TANK. LOCATION TO BE FINALIZED BY FIRE MARSHAL
11.06	DISPENSING STATION (BY OTHERS)
26.07	ALL LIGHT FIXTURES (NOT SHOWN) TO BE FLUSH MOUNTED WITHIN THE DECK PANEL SOFFIT (SOFFIT COLOR P-7). SEE ELECTRICAL AND FUEL DISPENSING DRAWINGS
32.03	4" DIAMETER "U" BOLLARD, SET AND FILLED W/ CONCRETE, SEE CIVIL DRAWINGS. PAINTED P-4

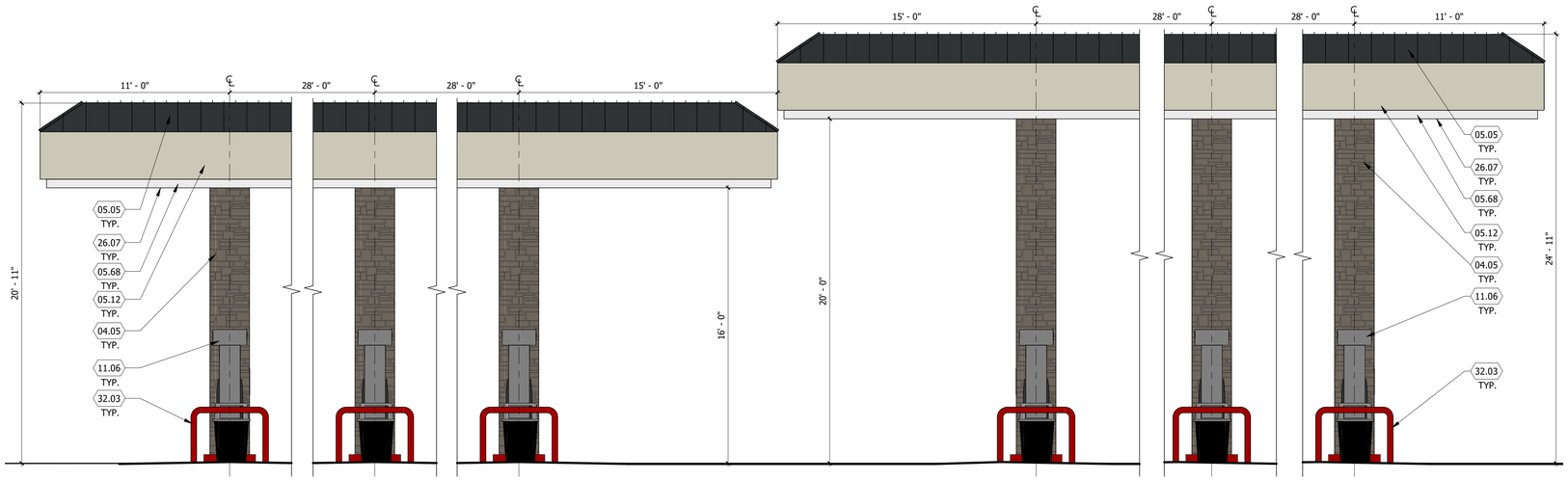

2 FUEL DISPENSING CANOPY - BUILDING SIDE ELEVATION
SCALE: 1/4" = 1'-0"

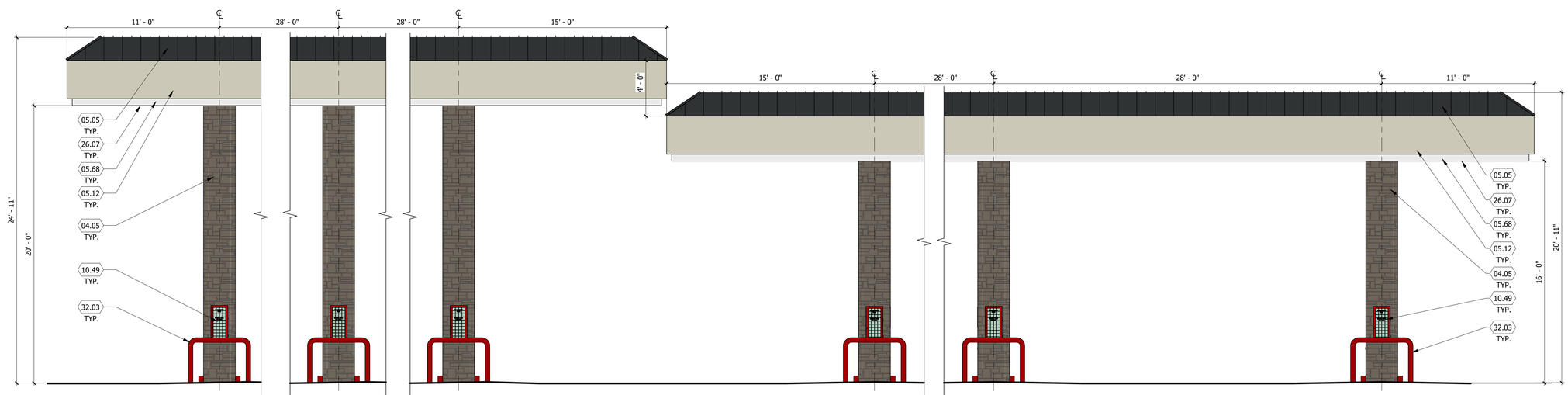

1 FUEL DISPENSING CANOPY - STREET SIDE ELEVATION
SCALE: 1/4" = 1'-0"

NOTE:
FUEL CANOPY DRAWINGS PROVIDED ARE CONCEPTUAL, AND MAY VARY FROM SITE TO SITE.

PROJECT NUMBER
21-122-0001

ISSUE DATE:
March 10, 2022

REVISIONS:

No.	Date	Description

NOTE:
Bid documents should not be separated or issued as partial sets to subcontractors. bidders are responsible for all portions of the documents that pertain to work covered by sub-bids. Bidder assumes full resposibility for error or misinterpretations resulting from partial sets of Bidding Documents by itself or any sub-bidder.

Conflicting information or errors found in the construction documents should be brought to the attention of the architect immediatly. in the event of a conflict in the drawings, bidder should not assume the least expensive option will meet the project requirements.

MAVERIK
185 S. State Street
Salt Lake City, Utah 84111

MAVERIK INC. STORE
PARKER, COLORADO

DCI ENGINEERS
1331 17TH STREET SUITE 605
DENVER, COLORADO 80202
PHONE: (720) 439-4700
WEBSITE: www.dci-engineers.com
CIVIL / STRUCTURAL

©Copyright 2021 DRinato Conversano Inc. All Rights Reserved
This drawing and all parts thereof are the property of the artist and shall not be used or re-produced without written permission from DRinato Conversano Inc. DRinato Conversano Inc. disclaims any responsibility for its unauthorized use.

CANOPY ELEVATIONS

D:\Local Revit Files\05_R_MK_CO_Parker_Brighton Dunes.rvt

LINCOLN PROFESSIONAL PARK FILING NO. 1 LOT 1
MAVERIK INC. STORE SITE PLAN

SITUATED IN THE NORTHWEST OF SECTION 15,
TOWNSHIP 6 SOUTH, RANGE 66 WEST OF THE 6TH P.M.
TOWN OF PARKER, COUNTY OF DOUGLAS, STATE OF COLORADO

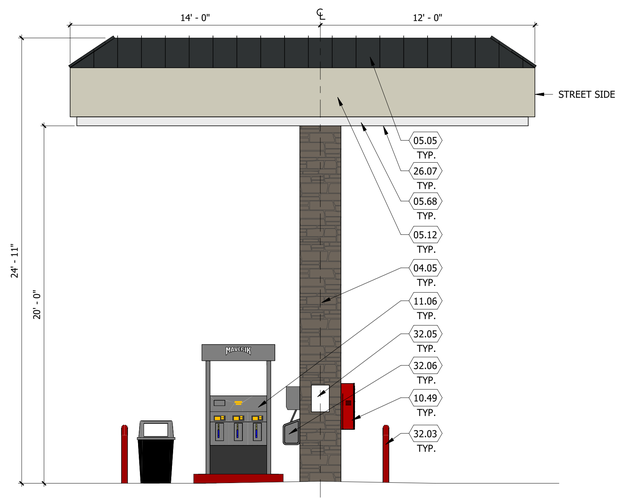

3 FUEL DISPENSING CANOPY - END ELEVATION
SCALE: 1/4" = 1'-0"

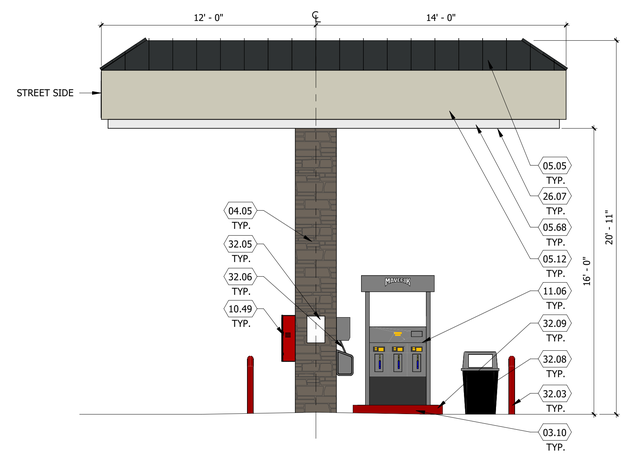

2 FUEL DISPENSING CANOPY - END ELEVATION
SCALE: 1/4" = 1'-0"

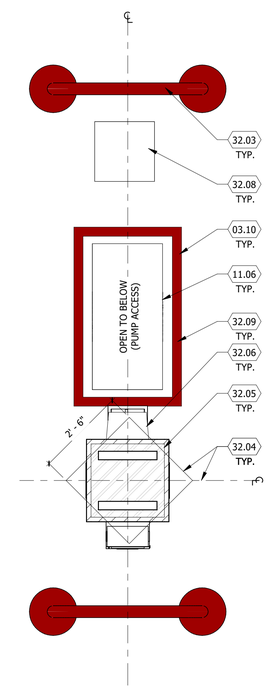

1 CANOPY COLUMN PLAN
SCALE: 1/2" = 1'-0"

PROJECT NUMBER
21-122-0001

ISSUE DATE:
March 10, 2022

REVISIONS:

No.	Date	Description

NOTE:
Bid documents should not be separated or issued as partial sets to subcontractors. bidders are responsible for all portions of the documents that pertain to work covered by sub-bids. Bidder assumes full resposibility for error or misinterpretations resulting from partial sets of Bidding Documents by itself or any sub-bidder.

Conflicting information or errors found in the construction documents should be brought to the attention of the architect immediatly. in the event of a conflict in the drawings, bidder should not assume the least expensive option will meet the project requirements.

185 S. State Street
Salt Lake City, Utah 84111

MAVERIK INC. STORE
PARKER, COLORADO

DCI ENGINEERS
1331 17TH STREET SUITE 605
DENVER, COLORADO 80202
PHONE: (720) 439-4700
WEBSITE: www.dci-engineers.com
CIVIL / STRUCTURAL

©Copyright 2021 Dhindsa Conversano Inc. All Rights Reserved
This document, and the ideas and designs incay not be hidden, in whole or in part, without written permission from Dhindsa Conversano Inc. Dhindsa Conversano Inc. disclaims any responsibility for its unauthorized use.

CANOPY ELEVATIONS

D:\Local Revit Files\D_R_R_CO_Parker_Brighton.Dana.rvt

LINCOLN PROFESSIONAL PARK FILING NO. 1 LOT 1
MAVERIK INC. STORE SITE PLAN

SITUATED IN THE NORTHWEST OF SECTION 15,
TOWNSHIP 6 SOUTH, RANGE 66 WEST OF THE 6TH P.M.
TOWN OF PARKER, COUNTY OF DOUGLAS, STATE OF COLORADO

KEYED NOTES

03.08	CONCRETE FOOTINGS AND FOUNDATIONS, SEE STRUCTURAL DRAWINGS
03.13	CONCRETE PIER FOUNDATION, SEE STRUCTURAL DRAWINGS
04.05	NATURAL STONE
04.06	NATURAL STONE CAP
04.10	SPLIT FACE CAP
06.05	FIBER CEMENT BOARD & BATTEN SIDING, PAINTED, SHERWIN WILLIAMS SW 7043 - WORLDLY GRAY, BB-1
10.38	WELD BRACES TO GATE AS REQUIRED
10.39	POST, PAINTED P-9
10.40	CHAIN LINK GATE WITH SLATS TO MATCH P-9, W/ (4) HINGES, PAINTED P-9
10.41	LATCH W/ ROD TO CONCRETE, PAINTED P-9, W/ (4) HINGES, PAINTED P-9
10.42	STEEL SLEEVE

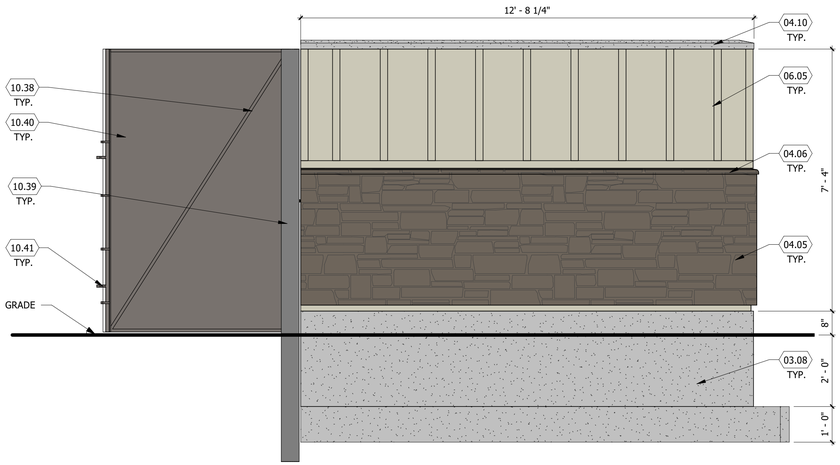

4 TRASH ENCLOSURE - LEFT ELEVATION
SCALE: 1/2" = 1'-0"

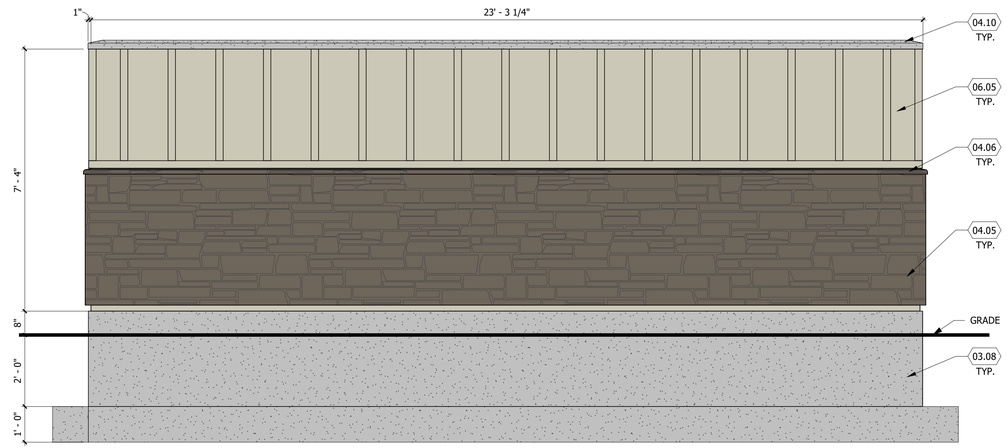

3 TRASH ENCLOSURE - BACK ELEVATION
SCALE: 1/2" = 1'-0"

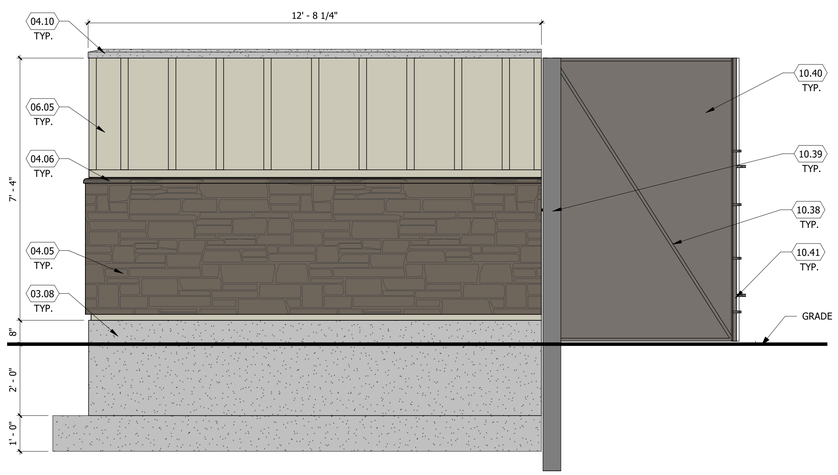

2 TRASH ENCLOSURE - RIGHT ELEVATION
SCALE: 1/2" = 1'-0"

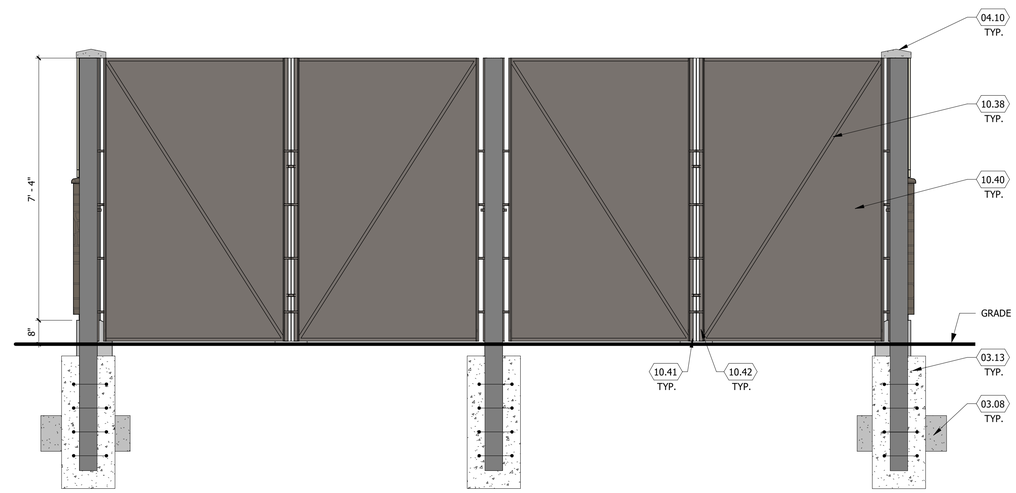

1 TRASH ENCLOSURE - FRONT ELEVATION
SCALE: 1/2" = 1'-0"

PROJECT NUMBER
21-122-0001

ISSUE DATE:
March 10, 2022

REVISIONS:

No.	Date	Description

NOTE:
Bid documents should not be separated or issued as partial sets to subcontractors. bidders are responsible for all portions of the documents that pertain to work covered by sub-bids. Bidder assumes full resposibility for error or misinterpretations resulting from partial sets of Bidding Documents by itself or any sub-bidder.

Conflicting information or errors found in the construction documents should be brought to the attention of the architect immediatly. in the event of a conflict in the drawings, bidder should not assume the least expensive option will meet the project requirements.

MAVERIK
185 S. State Street
Salt Lake City, Utah 84111

MAVERIK INC. STORE
PARKER, COLORADO

DCI ENGINEERS
1331 17TH STREET SUITE 605
DENVER, COLORADO 80202
PHONE: (720) 439-4700
WEBSITE: www.dci-engineers.com
CIVIL / STRUCTURAL

©Copyright 2021 Dhindsa Commercial Inc. All Rights Reserved
This document, and the ideas and designs incay not be copied, in whole or in part, without written permission from Dhindsa Commercial Inc.
Dhindsa Commercial Inc. disclaims any responsibility for its unauthorized use.

TRASH ENCLOSURE ELEVATIONS

D:\Local Revit Files\D_R_RN_CO_Parker_Brighton Stores.rvt

LINCOLN PROFESSIONAL PARK FILING NO. 1 LOT 1
MAVERIK INC. STORE SITE PLAN

SITUATED IN THE NORTHWEST OF SECTION 15,
TOWNSHIP 6 SOUTH, RANGE 66 WEST OF THE 6TH P.M.
TOWN OF PARKER, COUNTY OF DOUGLAS, STATE OF COLORADO

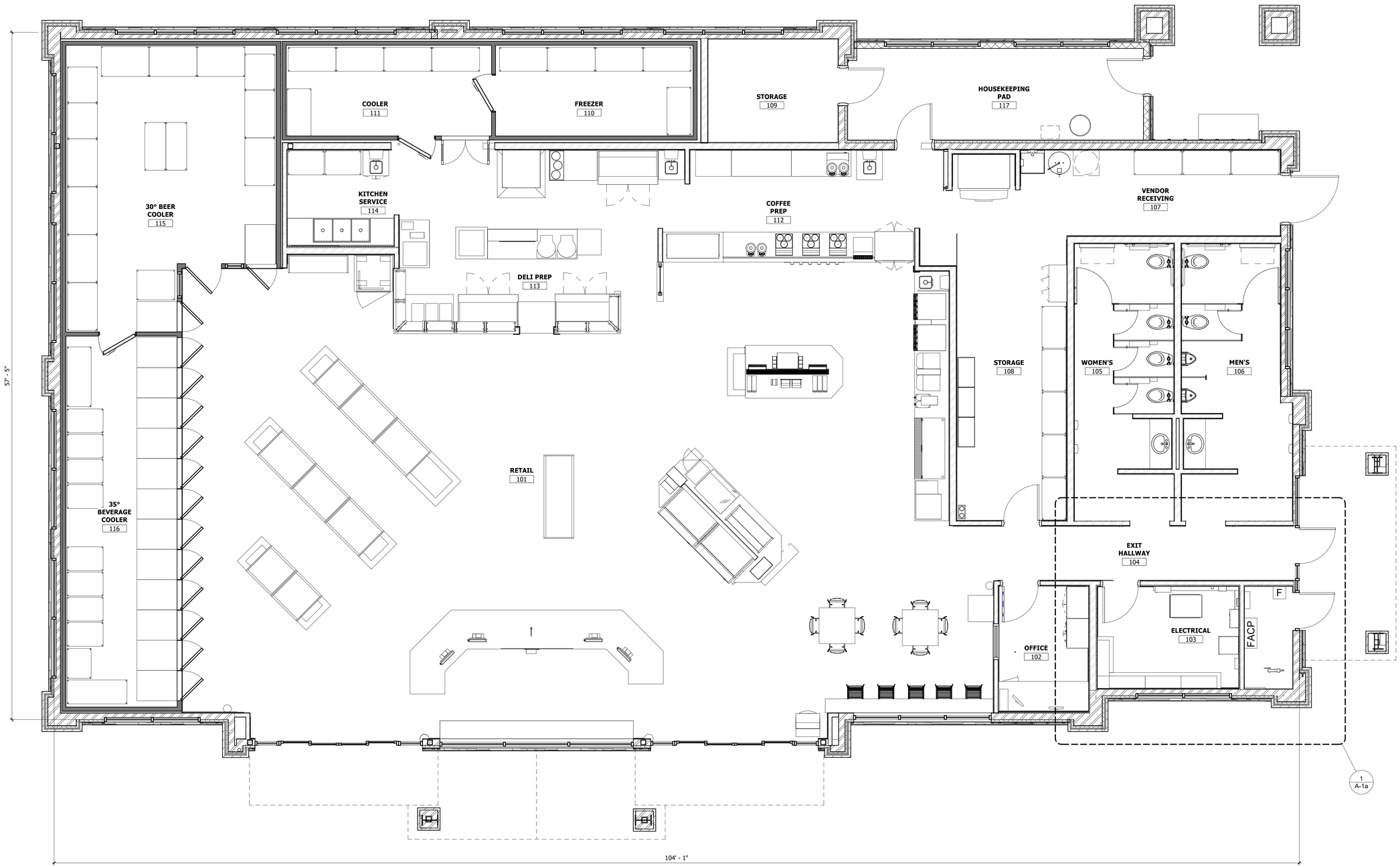

1 FLOOR PLAN
SCALE: 1/4" = 1'-0"

PROJECT NUMBER
21-122-0001

ISSUE DATE:
March 10, 2022

REVISIONS:

No.	Date	Description

NOTE:
Bid documents should not be separated or issued as partial sets to subcontractors. bidders are responsible for all portions of the documents that pertain to work covered by sub-bids. Bidder assumes full resposibility for error or misinterpretations resulting from partial sets of Bidding Documents by itself or any sub-bidder.

Conflicting information or errors found in the construction documents should be brought to the attention of the architect immediatly. in the event of a conflict in the drawings, bidder should not assume the least expensive option will meet the project requirements.

MAVERIK
185 S. State Street
Salt Lake City, Utah 84111

MAVERIK INC. STORE
PARKER, COLORADO

DCI ENGINEERS
1331 17TH STREET SUITE 605
DENVER, COLORADO 80202
PHONE: (720) 439-4700
WEBSITE: www.dci-engineers.com
CIVIL / STRUCTURAL

©Copyright 2021 DNiato Conversano Inc. All Rights Reserved
This drawing and design is the property of DNiato Conversano Inc. and may not be used in whole or in part, without written permission from DNiato Conversano Inc. DNiato Conversano Inc. disclaims any responsibility for its unauthorized use.

FLOOR PLAN

D:\Local Revit Files\05_R_WK_CO_Parker_Brighton Corners.rvt

LINCOLN PROFESSIONAL PARK FILING NO. 1 LOT 1
MAVERIK INC. STORE SITE PLAN

SITUATED IN THE NORTHWEST OF SECTION 15,
TOWNSHIP 6 SOUTH, RANGE 66 WEST OF THE 6TH P.M.
TOWN OF PARKER, COUNTY OF DOUGLAS, STATE OF COLORADO

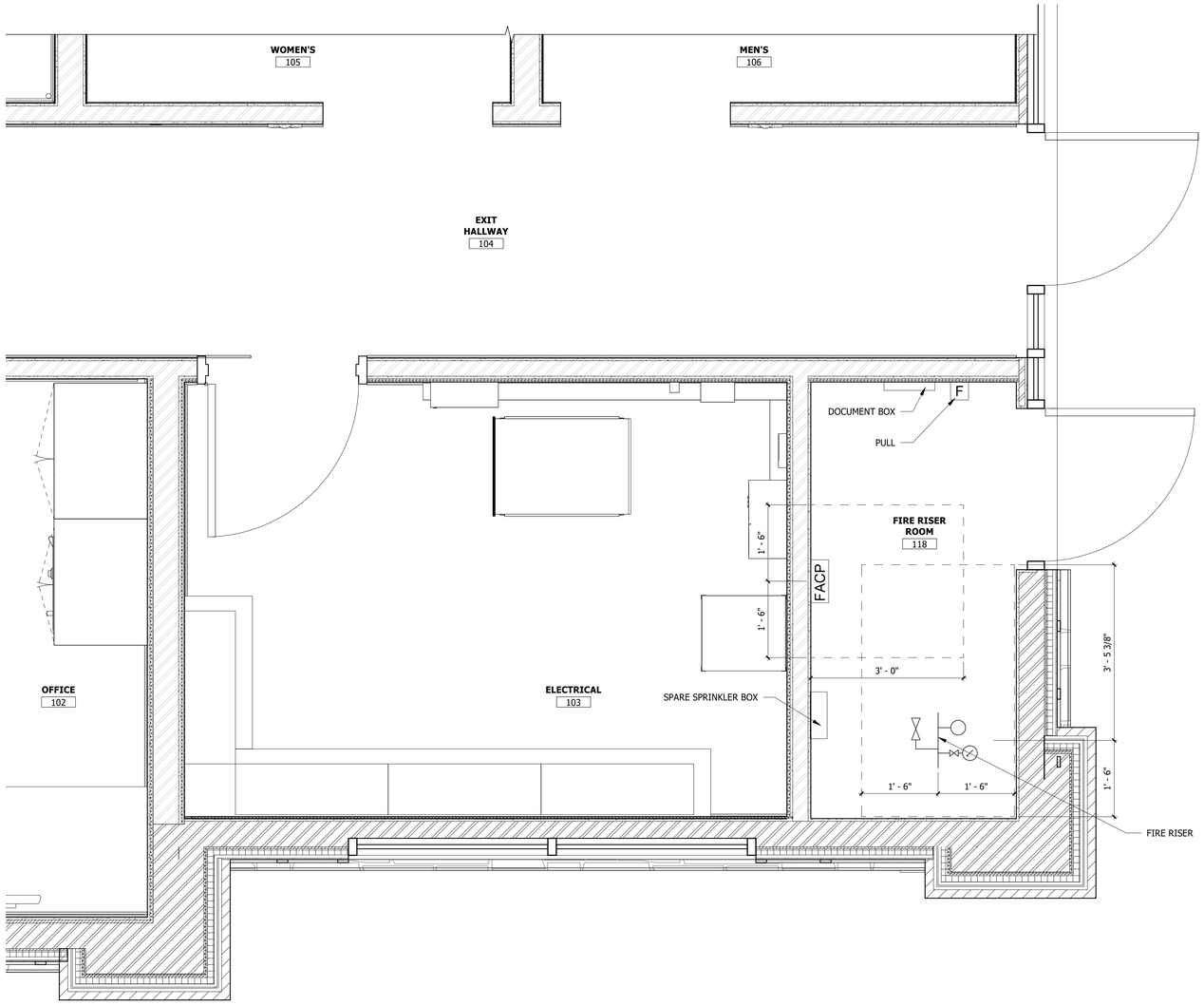

1 ENLARGED FIRE RISER ROOM
SCALE: 3/4" = 1'-0"

PROJECT NUMBER
21-122-0001

ISSUE DATE:
March 10, 2022

REVISIONS:

No.	Date	Description

NOTE:
Bid documents should not be separated or issued as partial sets to subcontractors. bidders are responsible for all portions of the documents that pertain to work covered by sub-bids. Bidder assumes full resposibility for error or misinterpretations resulting from partial sets of Bidding Documents by itself or any sub-bidder.

Conflicting information or errors found in the construction documents should be brought to the attention of the architect immediatly. in the event of a conflict in the drawings, bidder should not assume the least expensive option will meet the project requirements.

MAVERIK
185 S. State Street
Salt Lake City, Utah 84111

MAVERIK INC. STORE
PARKER, COLORADO

DCI ENGINEERS
1331 17TH STREET SUITE 605
DENVER, COLORADO 80202
PHONE: (720) 439-4700
WEBSITE: www.dci-engineers.com
CIVIL / STRUCTURAL
Copyright 2022 Dreiss Conversano Inc. All Rights Reserved
The Engineers and the dreiss and designs may not be copied, in whole or in part, without written permission from Dreiss Conversano Inc.
Dreiss Conversano Inc. disclaims any responsibility for its unauthorized use.

ENLARGED FIRE RISER ROOM

D:\Local Revit Files\D_R_R6_CO_Parker_Brighton Stores.rvt

LINCOLN PROFESSIONAL PARK FILING NO. 1 LOT 1
MAVERIK INC. STORE SITE PLAN

SITUATED IN THE NORTHWEST OF SECTION 15,
TOWNSHIP 6 SOUTH, RANGE 66 WEST OF THE 6TH P.M.
TOWN OF PARKER, COUNTY OF DOUGLAS, STATE OF COLORADO

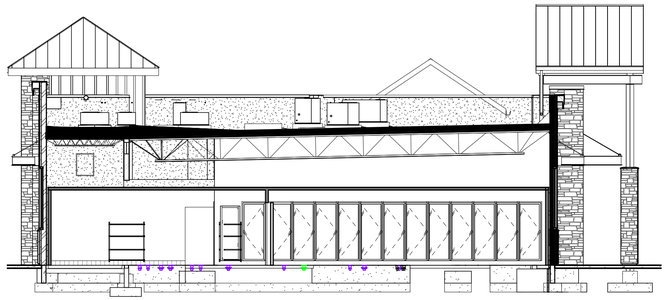

3 BUILDING SECTION
SCALE: 1/8" = 1'-0"

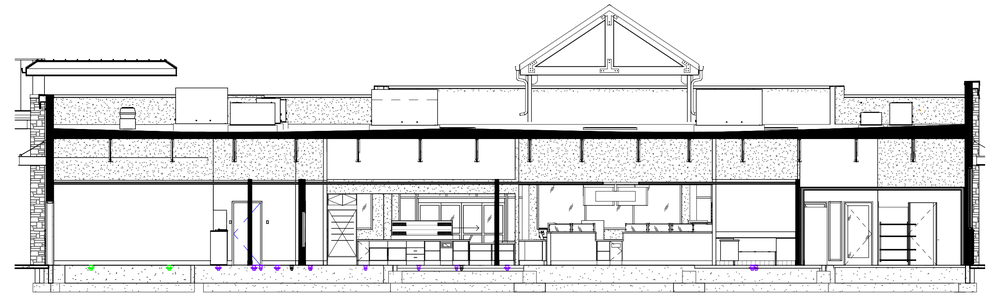

2 BUILDING SECTION
SCALE: 1/8" = 1'-0"

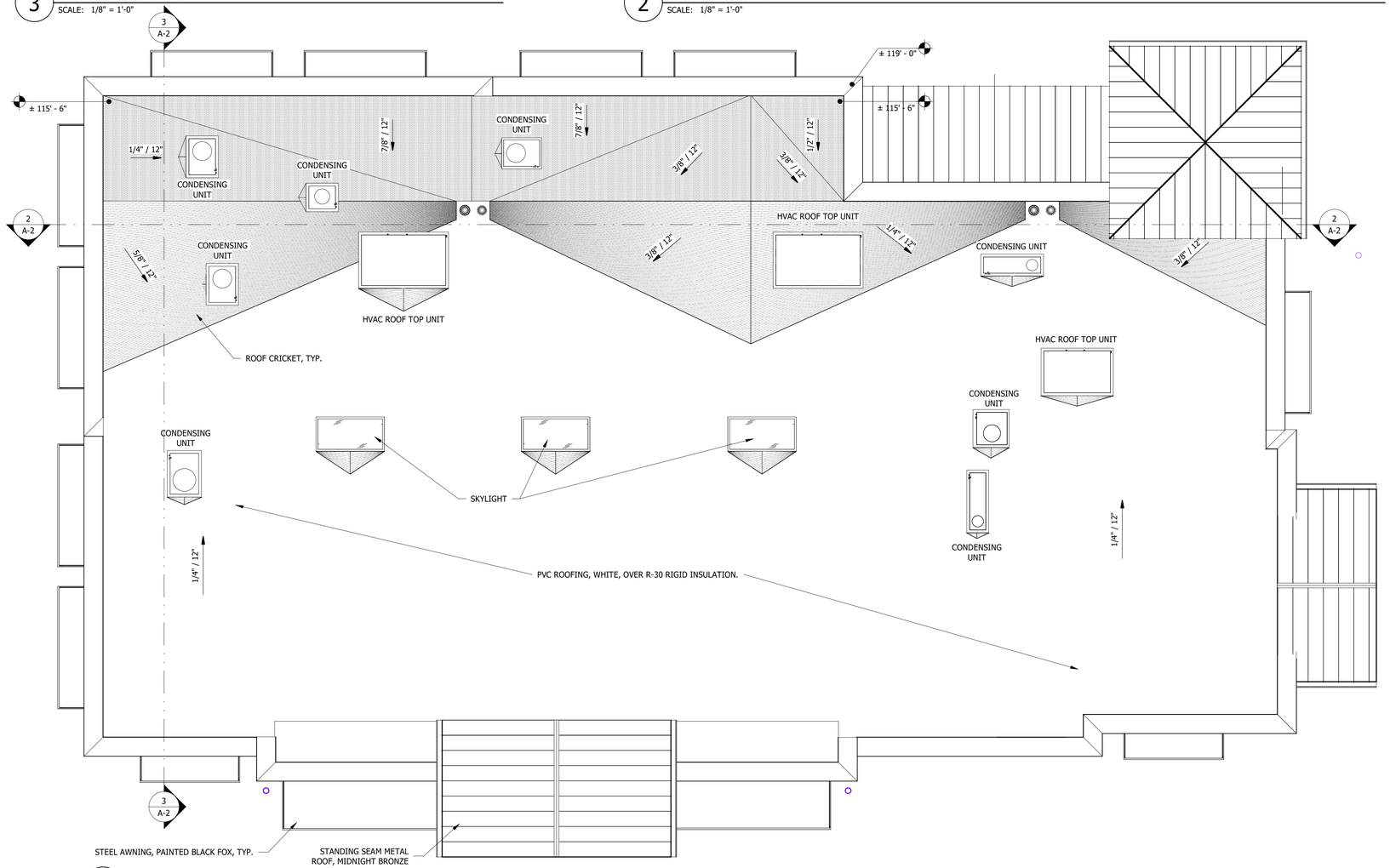

1 ROOF PLAN
SCALE: 3/16" = 1'-0"

PROJECT NUMBER
21-122-0001

ISSUE DATE:
March 10, 2022

REVISIONS:

No.	Date	Description

NOTE:
Bid documents should not be separated or issued as partial sets to subcontractors. bidders are responsible for all portions of the documents that pertain to work covered by sub-bids. Bidder assumes full resposibility for error or misinterpretations resulting from partial sets of Bidding Documents by itself or any sub-bidder.

Conflicting information or errors found in the construction documents should be brought to the attention of the architect immediatly. in the event of a conflict in the drawings, bidder should not assume the least expensive option will meet the project requirements.

MAVERIK
185 S. State Street
Salt Lake City, Utah 84111

MAVERIK INC. STORE
PARKER, COLORADO

DCI ENGINEERS
1331 17TH STREET SUITE 605
DENVER, COLORADO 80202
PHONE: (720) 439-4700
WEBSITE: www.dci-engineers.com
CIVIL / STRUCTURAL

©Copyright 2021 DiNiato Conversano Inc. All Rights Reserved
This drawing and all parts thereof are the property of the above or is set, without written permission from DiNiato Conversano Inc.
DiNiato Conversano Inc. disclaims any responsibility for its unauthorized use.

ROOF PLAN

D:\Local Revit Files\05_R_RR_CO_Parker_Brighton Dorvin.rvt

LINCOLN PROFESSIONAL PARK FILING NO. 1 LOT 1
MAVERIK INC. STORE SITE PLAN

SITUATED IN THE NORTHWEST OF SECTION 15,
TOWNSHIP 6 SOUTH, RANGE 66 WEST OF THE 6TH P.M.
TOWN OF PARKER, COUNTY OF DOUGLAS, STATE OF COLORADO

BB-1 Fiberboard -
Worldly Gray



BB-2 Fiberboard -
Gauntlet Gray

Natural Stone - to match, Skyline, Country Ledgestone

C-1 MBCI Midnight Bronze

C-2 MBCI Brite Red

Anodized - Dark Bronze

Paint - Black Fox

PROJECT NUMBER

21-122-0001

ISSUE DATE:

March 10, 2022

REVISIONS:

No.	Date	Description

NOTE:
Bid documents should not be separated or issued as partial sets to subcontractors. bidders are responsible for all portions of the documents that pertain to work covered by sub-bids. Bidder assumes full respositility for error or misinterpretations resulting from partial sets of Bidding Documents by itself or any sub-bidder.

Conflicting information or errors found in the construction documents should be brought to the attention of the architect immediatly. in the event of a conflict in the drawings, bidder should not assume the least expensive option will meet the project requirements.

MAVERIK

185 S. State Street
Salt Lake City, Utah 84111

MAVERIK INC. STORE
PARKER, COLORADO

DCI ENGINEERS
1331 17TH STREET SUITE 605
DENVER, COLORADO 80202
PHONE: (720) 439-4700
WEBSITE: www.dci-engineers.com
CIVIL / STRUCTURAL

©Copyright 2019 Dhinals Conversano Inc. All Rights Reserved
The reproduction, in whole or in part, of this document or of any portion of it, in any form or by any means, without written permission from Dhinals Conversano Inc. Dhinals Conversano Inc. disclaims any responsibility for its unauthorized use.

EXTERIOR MATERIALS BOARD

D:\Local Revit Files\20_R_WR_CO_Parker_Brighton Dunes.rvt

LINCOLN PROFESSIONAL PARK FILING NO. 1 LOT 1
MAVERIK INC. STORE SITE PLAN

SITUATED IN THE NORTHWEST ¼ OF SECTION 15,
TOWNSHIP 6 SOUTH, RANGE 66 WEST OF THE 6TH P.M.
TOWN OF PARKER, COUNTY OF DOUGLAS, STATE OF COLORADO

MASTER LUMINAIRE SCHEDULE

TYPE	MANUFACTURER	CATALOG NUMBER	VOLTS	MOUNTING	LAMPS	BALLAST	WATTS	IMAGE
DESCRIPT.	RECESSED BLACK LED DOWNLIGHT 8" APERTURE, 2900 LUMENS, 4K							
T-8	LOTUS LED	LDBR-40K-HO-BR-BT	120	RECESSED	INCLUDED		30	
T-8B	SAME AS T-8 EXCEPT WITH EMERGENCY BATTERY						30	
DESCRIPT.	WHITE, CANOPY MOUNTED, CUTOFF LUMINAIRE, 103W LED, FLAT LENS, FOR SINGLE DECK CANOPIES (10,209 LUMENS)							
T-13	LSI	SCV LED 10L SC UNV DIM 40 WHT	UNV	CANOPY	INCLUDED		67	
DESCRIPT.	POLE MOUNTED, DARK BRONZE CUTOFF LUMINAIRE SINGLE HEAD, INTEGRAL LOUVER, LED, 18,930 LUMENS, 17.5FT SQUARE POLE (4", 11 GA.), 4K							
T-14	LSI	SLM LED 18L SIL 3 UNV 40 70 CRI BRZ IL	208	17'-6" POLE	INCLUDED		135	
T-14A	SAME AS T-14 EXCEPT WITH TYPE IV DISTRIBUTION (FORWARD THROW)						135	
DESCRIPT.	4FT LED STRIP LUMINAIRE, FULLY RECESSED IN EXTERIOR COVE, WHITE, COLD WEATHER (0°F), 2000 LUMENS, DAMP LISTED, LENS, 4K							
T-15	LSI	AST 4 4L SA UNV 840	UNV	EXTERIOR COVE	INCLUDED		20	

*LUMINAIRES ARE PROVIDED BY OWNER, INSTALLED BY E.C. (REFERENCE SCHEDULE ON E-4.0)

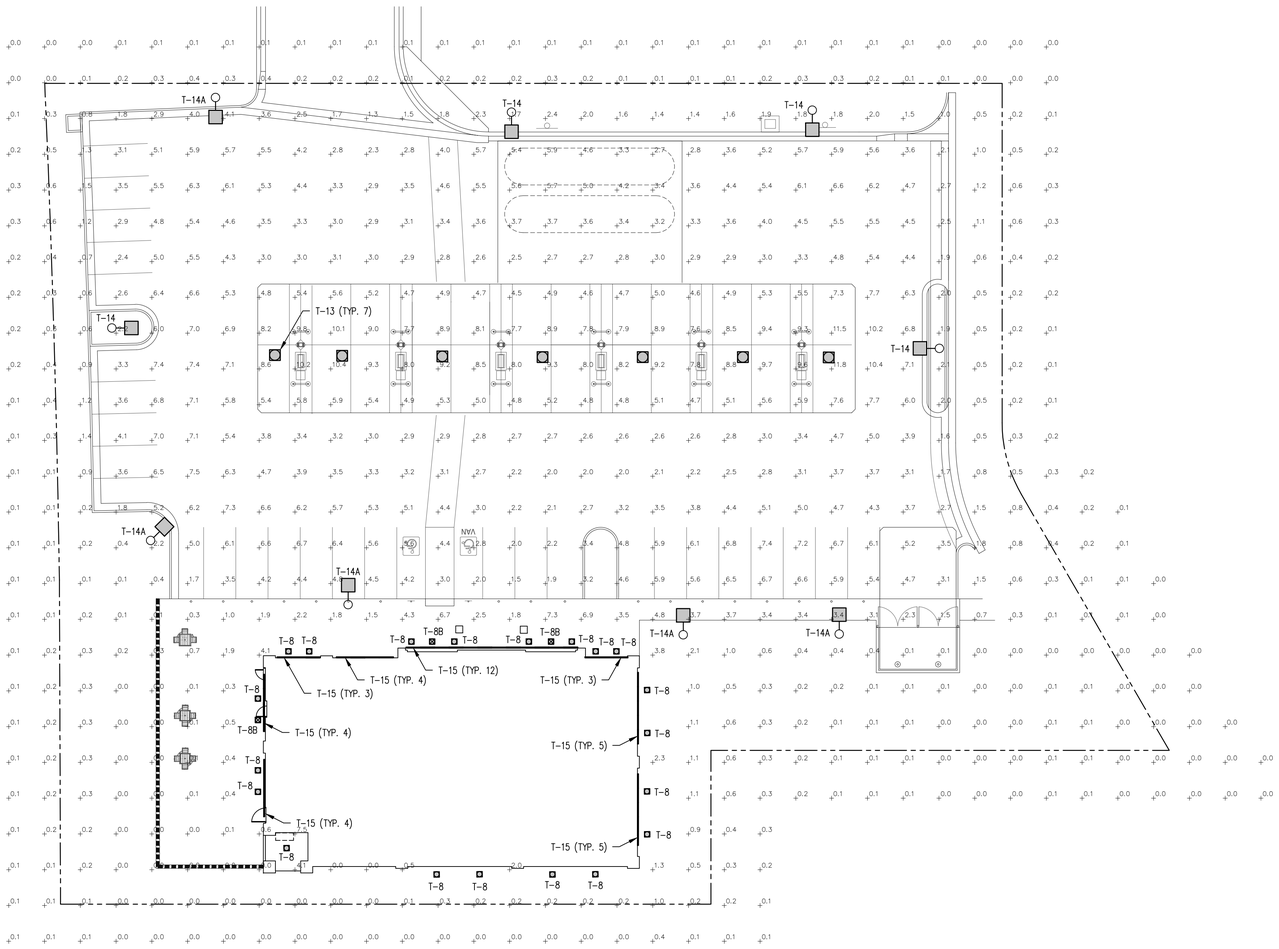

CALCULATION SUMMARY

AREA NAME	GRID / TYPE	SPAC	GROUP	AVE	MAX	MIN	MAX/MIN	AVE/MIN
OVERALL	0'-0" / H-H	10.00	<+>	2.5	11.8	0.00	N/A	N/A
PARKING	0'-0" / H-H	10.00	<+>	4.5	11.2	1.5	7.5:1	3.0:1

1 / E-1.2 **SITE PHOTOMETRIC PLAN**
SCALE: 1"=20'-0"

MAVERIK
185 S. State Street
Salt Lake City, Utah 84111

THESE PLANS ARE SUBJECT TO FEDERAL COPYRIGHT LAWS: ANY USE OF SAME WITHOUT THE EXPRESSED WRITTEN PERMISSION OF MAVERIK, INC IS PROHIBITED. 2019 MAVERIK, INC.

ARCHITECT:

ENGINEER:
Nielson Engineering, Inc.
Consulting Engineers
156 North Twelfth Avenue
Pocatello, Idaho 83201
Ph (208) 232-2577 FAX
(208) 234-0918

OWNERSHIP OF DOCUMENTS
This document, including the ideas and designs incorporated herein, as an instrument of professional service, is the property of NIELSON ENGINEERING, INC. and shall not be used, in whole or in part, for any other project without the written permission of an authorized representative of NIELSON ENGINEERING, INC.
Unauthorized use will be prosecuted to the fullest extent of the law.
Copyright © 2022
by: NIELSON ENGINEERING, INC.

STAMP:

COLORADO REGISTERED PROFESSIONAL ENGINEER 57480

MAVERIK, INC.
STORE #

LINCOLN AVENUE AND DRANSFELDT ROAD
PARKER, CO

REVISIONS

△	DESCRIPTION	DATE

DESIGNED BY: MJE | DRAWN BY: MJE
REVIEWED BY: MJE | APPROVED BY: MSI
PROTOTYPE VERSION: 50

DRAWING ISSUE
DATE: 12-6-22
PROJECT NUMBER: 21337

SHEET NAME
PHOTOMETRIC PLAN

SHEET NUMBER
26.0 OF 26

FOR REVIEW AND PERMIT ● FOR REVIEW AND PERMIT

G:\Maverik\Parker, CO - 21333\Elec\PARKER E-1.2.dwg December 06, 2022 4:16pm By: Jill
12/6/2022 4:18:34 PM JILL EAMES G:\Maverik\Parker, CO - 21333\Elec\PARKER E-1.2.dwg

LINCOLN PROFESSIONAL PARK FILING NO. 1 LOT 1
MAVERIK INC. STORE SITE PLAN

SITUATED IN THE NORTHWEST $\frac{1}{4}$ OF SECTION 15,
TOWNSHIP 6 SOUTH, RANGE 66 WEST OF THE 6TH P.M.
TOWN OF PARKER, COUNTY OF DOUGLAS, STATE OF COLORADO

Scottsdale Vertex SCV Petroleum

ORDERING GUIDE

Back to Quick Links

TYPICAL ORDER EXAMPLE: **SCV LED 13L SC UNV DIM 50 WHT IMSBT2**

Family / Size	LED Gen	Lumen Package	Distribution	Voltage	Driver	Color Temperature	Finish	Controls
SCV - Petroleum Canopy Luminaire	**LED**	**10L** - 10000 Lumens **13L** - 13000 Lumens **15L** - 15000 Lumens **20L** - 20000 Lumens **23L** - 23000 Lumens	**SC** - Standard Symmetric	**UNV** - 120-277V **HV** - 347-480V	**DIM** - Dims to 10% (0 to 10V dimming)	**40** - 4000K **50** - 5000K	**WHT** - White **BLK** - Black **BRZ** - Bronze	**Blank** - NONE **ALSC** - AirLink Synapse Wireless Control System[1] **ALSCS** - AirLink Synapse Wireless Control System with Sensor[1] **ALBCS1** - AirLink Blue Wireless Motion & Photo Sensor Controller (8-24' mounting height)[5] **ALBCS2** - AirLink Blue Wireless Motion & Photo Sensor Controller (25-40' mounting height)[5] **IMSBT1** - Integral Bluetooth™ Motion and Photocell Sensor 8 - 24' mounting height [2,5] **IMSBT2** - Integral Bluetooth™ Motion and Photocell Sensor 25 - 40' mounting height [2,5]
		23L - 23000 Lumens	**SCFT** - Combination Standard Symmetric and Forward Throw					

Accessory Ordering Information

Description	Order Number	Description	Order Number
Retrofit Panel Kit - EC / ECTA / SCF to SCV, for 16" Deck Panel with larger openings[3]	673425	26" X 32" Beauty Plate Kit (with 4" Center hole)	564160WHT
Retrofit Panel Kit - EC / ECTA / SCF to SCV, for 12" Deck Panel[4]	676011	Junction Box	687461
Retrofit Panel Kit - RECU Richmond to SCV	673426	Kit - Hole Plugs and Sealant (enough for 25 retrofits)	1320540
Retrofit Panel Kit - UNV Universal 2x2 to SCV	673427	Rectangular Top Plate Kit (includes top plate and sealant)	678291WHT
Retrofit 2x2 Cover Panel Blank (no holes)	357282	Surface Mount Box	673433
Retrofit RIC Cover Panel Blank (no holes)	354702	Retrofit Kit - CRU/CRUS to SCV	687462
26" X 26" Beauty Plate Kit (with 4" Center hole)	557193WHT		

FOOTNOTES:
1 - Consult factory for HV with AirLink Synapse Wireless Control System.
2 - IMSBT is field configurable via the LSI app that can be downloaded from your smartphone's native app store.
3 - Ideal for 9" to 12" openings.
4 - Ideal for 9" openings.
5 - Not available in HV.

PERFORMANCE

Back to Quick Links

DELIVERED LUMENS

Drive Current	3000K CCT Delivered Lumens	3000K Efficiency	3000K BUG Ratings	4000K CCT Delivered Lumens	4000K Efficiency	4000K BUG Ratings	5000K CCT Delivered Lumens	5000K Efficiency	5000K BUG Ratings	Wattage
10L	8723	132	B3-U0-G1	10218	156	B3-U0-G1	10306	156	B3-U0-G1	66
13L	10921	130	B3-U0-G1	12793	153	B3-U0-G1	12933	153	B3-U0-G1	84
15L	12984	125	B3-U0-G1	15209	150	B3-U0-G1	15411	150	B3-U0-G1	103
20L	17145	132	B3-U0-G1	20083	153	B4-U0-G2	20141	155	B4-U0-G2	130
23L	19338	126	B4-U0-G2	22652	149	B4-U0-G2	23150	152	B4-U0-G2	153
23L (SCFT)	22778	119	B3-U0-G3	24581	128	B4-U0-G3	24361	127	B3-U0-G3	192

*LEDs are frequently updated therefore values are nominal.

ELECTRICAL DATA*

Lumen Level	120V	208V	240V	277V	347V	480V
10L	0.55	0.32	0.28	0.24	0.19	0.14
13L	0.70	0.41	0.35	0.30	0.24	0.18
15L	0.86	0.50	0.43	0.37	0.30	0.21
20L	1.09	0.63	0.54	0.47	0.38	0.27
23L (SC)	1.27	0.73	0.64	0.55	0.44	0.32
23L (SCFT)	1.60	0.92	0.80	0.69	0.55	0.40

*Electrical data at 25°C (77°F)

SC DISTRIBUTION RECOMMENDED LUMEN MAINTENANCE[1]

Ambient Temperature C	Lumen Multiplier 0 hrs.[2]	25K hrs.[2]	50K hrs.[2]	75K hrs.[2]	100K hrs.[2]
25	1.00	0.96	0.92	0.88	0.84
30	1.00	0.96	0.91	0.87	0.83
35	1.00	0.96	0.91	0.87	0.83
40	1.00	0.96	0.91	0.87	0.83
45	1.00	0.96	0.91	0.87	0.82

SCFT DISTRIBUTION RECOMMENDED LUMEN MAINTENANCE[1]

Ambient Temperature C	Lumen Multiplier 0 hrs.[2]	25K hrs.[2]	50K hrs.[2]	75K hrs.[2]	100K hrs.[2]
25	1.00	1.00	1.00	0.99	0.99
30	1.00	1.00	0.99	0.99	0.99
35	1.00	1.00	0.99	0.99	0.99
40	1.00	1.00	0.99	0.99	0.99

1. Lumen maintenance values at 25°C are calculated per TM-21 based on LM-80 data and in-situ luminaire testing.
2. In accordance with IESNA TM-21-11, Projected Values represent interpolated value based on time durations that are within six times (6X) the IESNA LM-80-08 total test duration (in hours) for the device under testing ((DUT) i.e. the packaged LED chip).
3. In accordance with IESNA TM-21-11, Calculated Values represent time durations that exceed six times NA LM-80-08 total test duration (in hours) for the device under testing ((DUT) i.e. the packaged LED chip).

Catalog # : SCV LED 15L SC UNV DIM 40 WHT ALBCS1 w/ jbox Project : T13
Prepared By : Date :

Scottsdale Vertex™ (SCV)
Petroleum Canopy LED Luminaire

OVERVIEW	
Lumen Package	9,000 - 24,000
Wattage Range	66 - 192
Efficacy Range (LPW)	119 - 156
Weight lbs(kg)	15 (6.8)

QUICK LINKS
Ordering Guide | Performance | Photometrics | Dimensions

FEATURES & SPECIFICATIONS

Construction
- Rugged low-profile die-cast aluminum housing, optical unit, and driver cover.
- Below canopy access to optical chamber and driver housing for serviceability.
- IP66 rated optical unit protects integral components from dust and water.
- Fixtures are finished with LSI's DuraGrip® polyester powder coat finishing process. The DuraGrip finish withstands extreme weather changes without cracking or peeling.
- A single fastener secures access door to driver and key components and provides quick & easy access to the electrical compartment for servicing.
- Shipping weight: 15 lbs in carton.

Optical System
- Proprietary silicone refractor optics provide exceptional coverage and uniformity in Symmetrical or Combination Forward Throw distributions.
- State-of-the-art silicone optics deliver industry leading optical control with an integrated gasket to provide an IP66 rated sealed optical chamber in one component.
- Silicone optical material does not yellow or crack with age and provides a minimum light transmittance of 93%.
- Available in 5000K and 4000K (+/- 275K) color temperatures.
- Minimum CRI of 70.

Electrical
- High-performance driver features over-voltage, under-voltage, short-circuit and over temperature protection.
- 0-10V dimming (10% - 100%) standard.
- Standard Universal Voltage (120-277 Vac) Input 50/60 Hz or optional High Voltage (347-480 Vac).
- L80 Calculated Life: >100k Hours (See Lumen Maintenance on Page 2)
- Total harmonic distortion: <20%
- Operating temperature: -40°C to +50°C (-40°F to +122°F) when mounted to Steel/Aluminum surfaces for 10L, 13L, & 15L Lumen Packages, +45°C for 20L Lumen Package, and +40°C for 23L Lumen Package. If mounted to a non-metallic surface, reduce ambient by 5°C.
- Power factor: >0.90
- Field replaceable surge protection device meets a minimum Category C Low operation (per ANSI/IEEE C62.41.2).
- High-efficacy LEDs are mounted to (4) circuit boards to maximize heat dissipation
- Driver components are fully encased in potting material for moisture resistance. Driver complies with FCC standards.

Hazardous Locaiton
- Designed for lighter than air fuel applications. Product is suitable for Class 1 Division 2 with all lumen packages and distributions only when properly installed per LSI installation instructions. Models with optional controls are not approved for Class 1, Division 2 applications.
T5 Temperature Classification – The surface temperature of this product will not rise above 100°C., within a 40°C ambient.
Gas Groups A,B,C, and D – Group A: Acetylene / Group B: Hydrogen / Group C: Propane and Ethylene / Group D: Benzene, Butane, Methane & Propane.

Installation
- Installs in a 12" or 16" deck pan.
- Four fasteners are provided with the fixture for using deck, metallic canopy substrates only when classified as suitable for use by installing professional otherwise suitable fasteners should be provided by others.
- Unit is designed to quickly retrofit into existing Scottsdale (4") hole.
- Aluminum locking collar and gasket are included and required for complete seal and support of canopy deck.
- Retrofit panels are available for existing Encores, Richmond, 2x2 Universal, and more.

Warranty
- LSI LED Fixtures carry a 5-year warranty or 10-year warranty with registration for petroleum applications only (contact your LSI representative for details).

Listings
- Listed to UL 1598 and UL 8750.
- RoHS Compliant.
- Meets Buy American Act requirements.
- State of California Title 24 Compliant with IMSBT or ALSC/ALSCS option.
- IP66 Rated Optical Unit per IEC 60598.
- DesignLights Consortium® (DLC) qualified product. Not all versions of this product may be DLC qualified. Please check the DLC Qualified Products List at www.designlights.org/QPL to confirm which versions are qualified.

Lotus LED Lights

T9B **LD8R**

8" Round Deep Regressed LED 18W / 30W Open Plenum

Project: LD8R-40K-HO-BR-BT 8" Round Deep Regressed LED 30W Open Plenum, 30w 2900 lumens (black) - RIP8 - 7 1/2" Hole 26" Flat Rough-in Plate
Location:
Cat #: Qty:
Notes:

Type IC, Wet, Air-Tight & Open Plenum

DESCRIPTION
8" Round Deep Regressed LED - Elegant Design Without Glare
Commercial Grade Quality Built To Last

FEATURES & BENEFITS
18W & 30W High Output versions with CRI 90+
Type IC, Air-Tight & Wet - No Housing Required
4 1/2" Deep - Install Where Ceiling Space Is Limited
Armored Cable & Metal Connectors - Open Plenum Rated
Driver Inside Connection Box with Romex Quick Connectors
and Knock Outs - Fast Installation & No Junction Box Needed

DIMENSIONS ID 7 1/2" OD 9" Cut Out 7 1/2" to 8"
Ceiling Clearance Required: 4"

120V TRIAC Dimmable Driver Included

Optional 120V-347V Driver 0-10V Dimmable
Order Separately as
18W: Cat # LLL-LD2050TR
30W: Cat # LLL-LD3580TR

ORDERING GUIDE:
Example 18W **LD8R-30K-WR-WT**
Example 30W **LD8R-30K-HO-WR-WT**

	CCT	30W only	Reflector-Trim
LD8R	**- xxK**	**- HO**	**- xx-xx**
3000K	**- 30K**		**WR-WT**
3500K	**- 35K**		**SR-WT**
4000K	**- 40K**		**BR-BT**
5000K	**- 50K**		**SR-BT**
DTW 3K-2K	**- 32K**		

SPECIFICATION	
Applications	Recessed Ceiling Mount
Energy Used	15W Regular / 18W High Output
Color Temperature (K)	3000 | 3500 | 4000 | 5000 | DTW 3-2
Light Output 18W (lm)	1550 | 1600 | 1650 | 1700 | 1150
Light Output 30W (lm)	2700 | | 2900 |
Beam Angle	38°
CRI	90 +
Default Driver Input	120V AC Triac Dimmable
Optional Driver Input	120V-347V AC 0-10V Dimmable
Junction Box Wire Capacity	Max 5 No 12 AWG or 8 No 14 AWG
Power Factor	0.98
Approved Location	Insulated Ceilings, Open Plenum, Wet
IP Rating	IP 54
Air Tight	Yes
Ambient Temperature	-40°F (-40°C) to +104°F (+40°C)
Projected Life	70% Light Output at 50,000 Hours
Certification	cULus, Energy Star (except DTW), T24
Warranty	10 Year Residential / 5 Year Commercial

AVAILABLE TRIMS

White Reflector White Trim WR-WT	Silver Reflector White Trim SR-WT	Black Reflector Black Trim BR-BT	Silver Reflector Black Trim SR-BT

ACCESSORIES Sold Separately
Armored Low Voltage Extension 10ft cat # **MEC10**
Flat Rough-In Plates - cat # **RIP8**
Goof Ring White OD 9 1/2" cat # **GR8**
Goof Ring White OD 10 1/2" cat # **GR810**

COMPLIANCE
c UL US LISTED E479890
Type IC
Air - Tight
Open Plenum

Lotus LED Lights USA
250 H Street # 301, Blaine WA 98230 tel 360-200-5500
Hainesport NJ, Naples FL, Dallas TX, Vancouver WA
www.LotusLEDLights.com
Lotus LED Lights CANADA
800-15355 24 Ave Box 200, Surrey BC V4A 2H9 tel 604-538-3090
Delta BC & Mississauga ON

Slice Medium Outdoor LED Area Light

ACCESSORY ORDERING INFORMATION[8]

Controls Accessories

Description	Order Number
Twist Lock Photocell (120V) for use with CR7P	122514
Twist Lock Photocell (208-277) for use with CR7P	122515
Twist Lock Photocell (347V) for use with CR7P	122516
Twist Lock Photocell (480V) for use with CR7P	1225180
AirLink 5 Pin Twist Lock Controller	661409
AirLink 5 Pin Twist Lock Controller	661410
Pole-Mounted Occupancy Sensor (24V)	663284CLR
Shorting Cap for use with CR7P	149328

Fusing Accessories

Description	Order Number
Single Fusing (120V)	FK120
Single Fusing (120V)	FK277
Double Fusing (208V, 240V)	DFK240
Double Fusing (480V)	DFK480
Double Fusing (347V)	DFK347

Mounting Accessories

Description	Order Number
Round Pole Adapter (3" Round/Tapered Poles)	408273CLR
Round Pole Adapter (4" Round Poles)	379967CLR
Round Pole Adapter (5" Round Poles)	379968CLR
Universal Mounting Bracket	684616CLR
Adjustable Slip Fitter (2" - 2 3/8" Tenon)	688138CLR
Quick Mount Pole Bracket (Square Pole)	687073CLR
Quick Mount Pole Bracket (4-5" Round Pole)	689903CLR
15 Tilt Quick Mount Pole Bracket (Square Pole)	688003CLR
15 Tilt Quick Mount Pole Bracket (4-5" Round Pole)	689905CLR
Wall Mount Bracket	382132CLR
Wood Pole Bracket (6" Minimum Pole Diameter)	751219CLR

Miscellaneous Accessories

Description	Order Number
Integral Louver/Shield	684812
Integral Houseside Shield	743414
10' Linear Bird Spike Kit (6' Recommended per Luminaire)	736795

OPTICS ROTATION

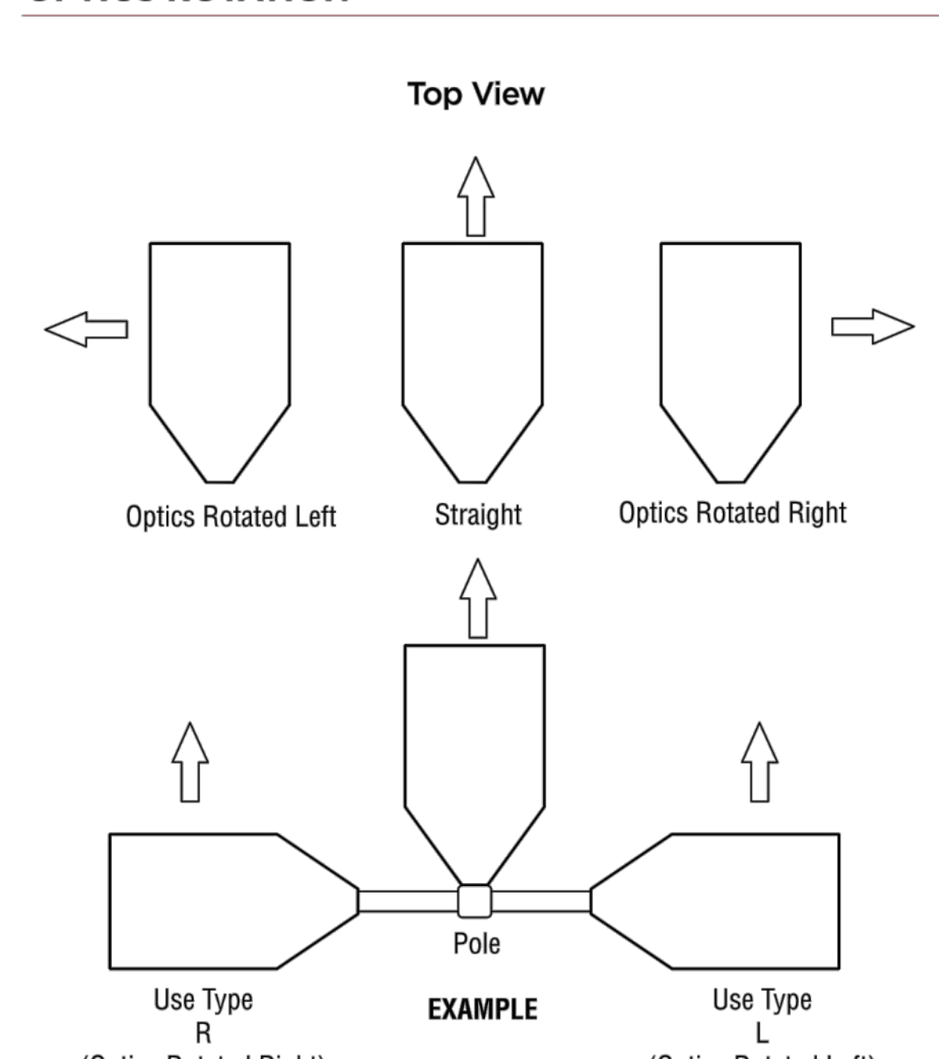

ACCESSORIES/OPTIONS

Integral Louver (IL) and House-Side Shield (IH)

Accessory louver and shield available for improved backlight control without sacrificing street side performance. LSI's Integral Louver (L) and Integral House-Side Shield (IH) options deliver backlight control that significantly reduces spill light behind the poles for applications with pole locations close to adjacent properties. The design maximizes forward reflected light while reducing glare, maintaining the optical distribution selected, and most importantly eliminating light trespass. Both options rotate with the optical distribution.

Luminaire Shown with Integral Loxquver (IL)
Luminaire Shown with IMSBT Option

7 Pin Photoelectric Control

7-pin ANSI C136.41-2013 control receptacle option available for twist lock photocontrols or wireless control modules. Control accessories sold separately. Dimming leads from the receptacle will be connected to the driver dimming leads (Consult factory for alternate wiring).

Fixture Shown with CR7P

Slice Medium Outdoor LED Area Light

ORDERING GUIDE

Back to Quick Links

TYPICAL ORDER EXAMPLE: **SLM LED 36L SIL FTA UNV DIM 50 70CRI ALSCS04 BRZ IL**

Luminaire Prefix	Light Source	Lumen Package	Light Output	Distribution	Orientation[1]	Voltage	Driver
SLM Slice Medium	**LED**	**9L** - 9,000 lms **12L** - 12,000 lms **18L** - 18,000 lms **24L** - 24,000 lms **30L** - 30,000 lms **36L** - 36,000 lms **42L** - 42,000 lms **Custom Lumen Packages[11]**	**SIL** - Silicone	**2** - Type 2 **3** - Type 3 **5W** - Type 5 Wide **FT** - Forward Throw **FTA** - Forward Throw Automotive **AM** - Automotive Merchandise	**(blank)** - standard **L**- Optics rotated left 90 **R** - Optics rotated right 90	**UNV** - Universal Voltage (120-277V) **HV** - High Voltage (347-480V)	**DIM** - 0-10V Dimming (0-10%)

Color Temp	Color Rendering	Controls (Choose One)	Finish	Options
50 - 5,000 CCT **40** - 4,000 CCT **30** - 3,000 CCT[2] **AMB** - Phosphor Converted Amber[2,3]	**70CRI** - 70 CRI	**(Blank)** - None **Wireless Controls System** **ALSC** - AirLink Synapse Control System [4] **ALSCH** - AirLink Synapse Control System Host / Satellite [4,5] **ALSCS01** - AirLink Synapse Control System with 8-12' Motion Sensor [4] **ALSCHS01** - AirLink Synapse Control System Host / Satellite with 8-12' Motion Sensor [4,5] **ALSCS02** - AirLink Synapse Control System with 12-20' Motion Sensor[4] **ALSCHS02** - AirLink Synapse Control System Host / Satellite with 12-20' Motion Sensor [4,5] **ALSCS04** - AirLink Synapse Control System with 20-40' Motion Sensor [4] **ALSCHS04** - AirLink Synapse Control System Host / Satellite with 20-40' Motion Sensor [4,5] **ALBCS1** - AirLink Blue Wireless Motion & Photo Sensor Controller (8-24' mounting height)[4] **ALBCS2** - AirLink Blue Wireless Motion & Photo Sensor Controller (25-40' mounting height)[4] **Stand-Alone Controls** **EXT** - 0-10V Dimming leads extended to housing exterior **CR7P** - 7 Pin Control Receptacle ANSI C136.41 [7] **IMSBT1**- Integral Bluetooth™ Motion and Photocell Sensor max 8-24' mounting height [4,6] **IMSBT2**- Integral Bluetooth Motion and Photocell Sensor max 25-40' mounting height [4,6] **Button Type Photocells** **PCI120** - 120V **PCI208-277** - 208 -277V **PCI347** - 347V	**BRZ** - Bronze **BLK** - Black **GPT** - Graphite **MSV** - Metallic Silver **WHT** - White **PLP** - Platinum Plus **SVG** - Satin Verde Green	**(Blank)** - None **IH** - Integral Houseside Shield[1] **IL** - Integral Louver (Sharp Spill Light Cutoff)[1]

FOOTNOTES:
1 - Not available on "Type 5W" distribution.
2 - Consult Factory for availability.
3 - Only available in 9L and 12L Lumen Packages
4 - Not available in HV.
5 - Consult Factory for Site Layout
6 - IMSBT is field configurable via the LSI app that can be downloaded from your smartphone's native app store.
7 - Control device or shorting cap must be ordered separately. See Accessory Ordering Information.
8 - Accessories are shipped separately and field installed.
9 - Factory installed CR7P option required. See Options.
10 - "CLR" denotes finish. See Finish options.
11 - Custom lumen and wattage packages available consult factory. Values are within industry standard tolerances but not DLC listed.

Catalog # : SLM LED 18L SIL 3 UNV 40 70CRI BRZ Project : Maverik T14
Prepared By : Date :

Slice Medium (SLM)
Outdoor LED Area Light

OVERVIEW	
Lumen Package	9,000 - 42,000
Wattage Range	69 - 390
Efficacy Range (LPW)	93 - 145
Weight lbs(kg)	30 (13.6)

QUICK LINKS
Ordering Guide | Performance | Photometrics | Dimensions

FEATURES & SPECIFICATIONS

Construction
- Rugged die-cast aluminum housing contains factory prewired driver and optical unit. Cast aluminum wiring access door located underneath.
- Designed to mount to square poles.
- Fixtures are finished with LSI's DuraGrip® polyester powder coat finishing process. The DuraGrip finish withstands extreme weather changes without cracking or peeling. Other standard LSI finishes available. Consult factory.
- Shipping weight: 30 lbs in carton.

Optical System
- State-of-the-Art one piece silicone optic sheet delivers industry leading optical control with an integrated gasket to provide IP66 rated sealed optical chamber in 1 component.
- Proprietary silicone refractor optics provide exceptional coverage and uniformity in IES Types 2, 3, 5W, FT, FTA and AM.
- Silicone optical material does not yellow or crack with age and provides a typical light transmittance of 93%.
- Zero uplight.
- Available in 5000K, 4000K, and 3000K color temperatures per ANSI C78.377. Also Available in Phosphor Converted Amber with Peak intensity at 610nm.
- Minimum CRI of 70.
- Integral louver (IL) and house-side shield (IH) options available for improved backlight control without sacrificing street side performance. See page 5 for more details.

Electrical
- High-performance programmable driver features over-voltage, under-voltage, short-circuit and over temperature protection. Custom lumen and wattage packages available.
- 0-10V dimming (10% - 100%) standard.
- Standard Universal Voltage (120-277 Vac) Input 50/60 Hz or optional High Voltage (347-480 Vac).
- L80 Calculated Life: >100k Hours (See Lumen Maintenance on Page 3)
- Total harmonic distortion: <20%
- Operating temperature: -40°C to +50°C (-40°F to +122°F). 42L lumen package rated to +40°C.
- Power factor: >.90
- Input power stays constant over life.
- Field replaceable 10kV surge protection device meets a minimum Category C Low operation (per ANSI/IEEE C62.41.2).
- High-efficacy LEDs mounted to metal-core circuit board to maximize heat dissipation
- Components are fully encased in potting material for moisture resistance. Driver complies with FCC standards. Driver and key electronic components can easily be accessed.

Controls
- Optional integral passive infrared Bluetooth™ motion and photocell sensor (see page 5 for more details). Fixtures operate independently and can be commissioned via iOS or Android configuration app.
- LSI's AirLink™ wireless control system options reduce energy and maintenance costs while optimizing light quality 24/7. (see page 5 for more details.

Installation
- A single fastener secures the hinged door, underneath the housing and provides quick & easy access to the electrical compartment.
- Included terminal block accepts up to 12 ga. wire.
- Utilizes LSI's traditional 3" drill pattern B3 for easy fastening of LSI products.

Warranty
- LSI LED Fixtures carry a 5-year warranty.

Listings
- Listed to UL 1598 and UL 8750.
- Meets Buy American Act requirements.
- IDA compliant; with 3000K color temperature selection.
- Title 24 Compliant; see local ordinance for qualification information.
- Suitable for wet Locations.
- IP66 rated Luminaire per IEC 60598.
- 3G rated for ANSI C136.31 high vibration applications
- IP66 rated Luminaire per IEC 60598.
- 3G rated for ANSI C136.31 high vibration applications are qualified.

Specifications and dimensions subject to change without notice.

MAVERIK
185 S. State Street
Salt Lake City, Utah 84111
THESE PLANS ARE SUBJECT TO FEDERAL COPYRIGHT LAWS: ANY USE OF SAME WITHOUT THE EXPRESSED WRITTEN PERMISSION OF MAVERIK, INC IS PROHIBITED. 2019 MAVERIK, INC.

ARCHITECT:

ENGINEER:
Nielson Engineering, Inc.
Consulting Engineers
156 North Twelfth Avenue
Pocatello, Idaho 83201
Ph (208) 232-2577 FAX
(208) 234-0918
OWNERSHIP OF DOCUMENTS
This document, including the ideas and designs incorporated herein, as an instrument of professional service, is the property of NIELSON ENGINEERING, INC. and shall not be used, in whole or in part, for any other project without the written permission of an authorized representative of NIELSON ENGINEERING, INC.
Unauthorized use will be prosecuted to the fullest extent of the law.
Copyright © 2022
by: NIELSON ENGINEERING, INC.

STAMP:
COLORADO REGISTERED PROFESSIONAL ENGINEER 57480

MAVERIK, INC.
STORE #

LINCOLN AVENUE AND DRANSFELDT ROAD
PARKER, CO

REVISIONS	
DESCRIPTION	DATE

DESIGNED BY: MJE DRAWN BY: MJE
REVIEWED BY: MJE APPROVED BY: MSI
PROTOTYPE VERSION: 50

DRAWING ISSUE
DATE: 11-3-22
PROJECT NUMBER: 21337

SHEET NAME
LUMINAIRE CUT SHEETS

SHEET NUMBER
26.1 OF 26

FOR REVIEW AND PERMIT • FOR REVIEW AND PERMIT • FOR REVIEW AND PERMIT

G:\Maverik\Parker, CO – 21333\Elec\PARKER E-1.2.dwg October 20 2021 5:44pm By: jill

11/3/2022 1:14:35 PM JILL EAMES G:\Maverik\Parker, CO - 21333\Elec\PARKER E-1.3.dwg

LINCOLN PROFESSIONAL PARK FILING NO. 1 LOT 1
MAVERIK INC. STORE SITE PLAN

SITUATED IN THE NORTHWEST $\frac{1}{4}$ OF SECTION 15,
TOWNSHIP 6 SOUTH, RANGE 66 WEST OF THE 6TH P.M.
TOWN OF PARKER, COUNTY OF DOUGLAS, STATE OF COLORADO

Slice Medium - SLM Outdoor LED Area Light

Features & Specifications (Cont.)

Construction

- Rugged die-cast aluminum housing contains factory prewired driver and optical unit. Cast aluminum wiring access door located underneath.
- Designed to mount to square poles.
- Luminaire is proudly manufactured in the U.S.of U.S. and imported parts.
- IP66 rated luminaire protects integral components from harsh environments.
- 3G rated for ANSI C136.31 high vibration applications
- Fixtures are finished with LSI's DuraGrip® polyester powder coat finishing process. The DuraGrip finish withstands extreme weather changes without cracking or peeling. Other standard LSI finishes available. Consult factory.
- Shipping weight: 30 lbs in carton.

Controls

Wireless Controls System

To make this fixture AirLink ready, simply order one of the following options:

a. The integrated Wireless Lighting Controller: ALSC or ALSCH (see ordering guide) as the controls option, or

b. Integrated Wireless Controller option (above) with integrated motion sensor: ALSCS (ordering guide for mounting heights) or

c. The 7-Pin Photoelectric Control Receptacle: CR7P as the controls option; and either the 5-Pin or 7-Pin Twist Lock Controller: ALSC UNV TL5 or ALSC UNV TL7 as an accessory

To see how the components of AirLink system work together, reference the diagram in the controls section of this specsheet. For more information on our AirLink products, visit our website: www.lsi-airlink.com/airlink-synapse/

Stand-Alone Controls

- The integral passive infrared motion sensor (IMS) activates switching of luminaire light levels (see the controls section for more details).
- The 7-pin ANSI C136.41-2013 photocontrol receptacle option (CR7P) is available for twist lock photocontrols or wireless control modules.
- The Button Type Photocells (PCI) are capable of switching luminaires ON/OFF in response to the amount of available daylight.

Installation

- A single fastener secures the hinged door, underneath the housing and provides quick & easy access to the electrical compartment for installing/servicing.
- Included terminal block provides quick and easy on-site wiring.
- Utilizes LSI's traditional 3" drill pattern for easy fastening of LSI products. (See drawing on page 1)

Warranty

- LSI LED Fixtures carry a 5-year warranty.

Listings

- Listed to UL 1598 and UL 8750.
- RoHS Compliant.
- American Recovery and Reinvestment Act Funding Compliant.
- IDA compliant; with 3000K color temperature selection.
- Title 24 Compliant; see local ordinance for qualification information.
- Suitable For wet Locations.
- IP66 rated Luminaire. IP66 rated optical chamber.
- 3G rated for ANSI C136.31 high vibration applications

Performance

ELECTRICAL DATA (AMPS)*

Lumens	Watts	120V	208V	240V	277V	347V	480V
9L	68.2	0.6A	0.3A	0.3A	0.2A	0.2A	0.1A
12L	93.1	0.8A	0.4A	0.4A	0.3A	0.3A	0.2A
18L	148.5	1.2A	0.7A	0.6A	0.5A	0.4A	0.3A
24L	188.8	1.6A	0.9A	0.8A	0.7A	0.5A	0.4A
30L	248.6	2.1A	1.2A	1.0A	0.9A	0.7A	0.5A
36L	317.8	2.6A	1.5A	1.3A	1.1A	0.9A	0.7A
42L	393.4	3.3A	1.9A	1.6A	1.4A	1.1A	0.8A

*Electrical data at 25C (77F). Actual wattage may differ by +/-10%

ELECTRICAL DATA - PHOSPHOR CONVERTED AMBER (AMPS)*

Lumens	Watts	120V	208V	240V	277V	347V	480V
9L	74.3	0.6A	0.4A	0.3A	0.3A	0.2A	0.2A
12L	102.9	0.9A	0.5A	0.4A	0.4A	0.3A	0.2A

*Electrical data at 25C (77F). Actual wattage may differ by +/-10%

RECOMMENDED LUMEN MAINTENANCE[1](24-42L)

Ambient	Initial[2]	25 hr[2]	50 hr[2]	75 hr[3]	100 hr[3]
0-40 C	100%	100%	97%	94%	92%

RECOMMENDED LUMEN MAINTENANCE[1](9-18L)

Ambient	Initial[2]	25 hr[2]	50 hr[2]	75 hr[3]	100 hr[3]
0-50 C	100%	96%	91%	87%	83%

1- Lumen maintenance values at 25C are calculated per TM-21 based on LM-80 data and in-situ testing.
2- In accordance with IESNA TM-21-11, Projected Values represent interpolated value based on time durations that are within six times the IESNA LM-80-08 total test duration for the device under testing.
3- In accordance with IESNA TM-21-11, Calculated Values represent time durations that exceed six times the IESNA LM-80-08 total test duration for the device under testing

DELIVERED LUMENS*

Lumen Package	Distribution	Phosphor Converted Amber Delivered Lumens	Efficacy	BUG Rating	Wattage
9L	2	5958	80	B2-U0-G1	74
	2 IL	3735	50	B0-U0-G1	
	3	6196	83	B1-U0-G1	
	3 IL	4205	56	B0-U0-G1	
	5W	5528	74	B3-U0-G1	
	FT	5922	79	B1-U0-G2	
	FT IL	3712	50	B0-U0-G1	
	FTA	5997	80	B2-U0-G2	
	FTA IL	4254	57	B0-U0-G1	
12L	2	7559	73	B2-U0-G2	103
	2 IL	4738	46	B0-U0-G1	
	3	7860	76	B2-U0-G2	
	3 IL	5335	52	B0-U0-G1	
	5W	7013	68	B3-U0-G2	
	FT	7513	73	B2-U0-G2	
	FT IL	4709	46	B0-U0-G2	
	FTA	7608	74	B2-U0-G2	
	FTA IL	5397	52	B0-U0-G1	

*LED Chips are frequently updated therefore values are nominal

LUMINAIRE EPA CHART - SLM

Tilt Degree	0°	30°	45°	Tilt Degree	0°	30°	45°
Single	0.5	2.1	2.6	T90°	1.2	2.9	3.6
D180°	1.1	2.1	2.6	TN120°	1.3	4.4	5.4
D90°	0.9	2.5	3.1	Q90°	1.2	2.9	3.6

Specifications and dimensions subject to change without notice.

Catalog # : SLM LED 18L SIL FT UNV 40 70CRI BRZ | Project : MAVERIK - T14A
Prepared By : | Date :

Slice Medium - SLM Outdoor LED Area Light

The Slice's sleek design makes it perfectly-suited for Commercial & Industrial applications, while its cost-effective die-cast aluminum housing makes its acquisition cost very competitive. The Slice offers high performance silicone optics, die cast aluminum housing, 42,000+ lumens and is available with integral Airlink Synapse controls.

Features & Specifications

Optical System

- State-of-the-Art one piece silicone optic sheet delivers industry leading optical control with an integrated gasket to provide IP66 rated sealed optical chamber in 1 component.
- Proprietary silicone refractor optics provide exceptional coverage and uniformity in IES Types 2, 3, 5W, FT and FTA.
- Silicone optical material does not yellow or crack with age and provides a typical light transmittance of 93%.
- Zero uplight.
- Available in 5000K, 4000K, 3000K, and 2700K color temperatures per ANSI C78.377. Also available in Phosphor Converted Amber, consult factory for availability.
- Minimum CRI of 70. Optional 80 CRI available, consult factory for lead time.
- Integral Louver (IL) option available for improved back-light control without sacrificing street side performance. See page 5 for more details.

Electrical

- High-performance driver features over-voltage, under-voltage, short-circuit and over temperature protection.
- 0-10V dimming (10% - 100%) standard.
- Standard Universal Voltage (120-277 Vac) Input 50/60 Hz or optional High Voltage (347-480 Vac).
- L80 Calculated Life: >100k Hours (See Lumen Maintenance on Page 3)
- Total harmonic distortion: <20%
- Operating temperature: -40°C to +50°C (-40°F to +122°F). 42L lumen package rated to +40°C.
- Power factor: >.90
- Input power stays constant over life.
- Field replaceable surge protection device meets a minimum Category C Low operation (per ANSI/IEEE C62.41.2).
- High-efficacy LEDs mounted to metal-core circuit board to maximize heat dissipation
- Terminal block provided accepts up to 10ga wire.
- Components are fully encased in potting material for moisture resistance. Driver complies with FCC standards. Driver and key electronic components can easily be accessed.

Dimmable · IP66 · RoHS COMPLIANT · ARRA Funding Compliant · cULus LISTED · MANUFACTURED IN USA · TITLE 24 COMPLIANT · ida DARK SKY APPROVED · DLC LISTED · DLC PREMIUM

Product Dimensions

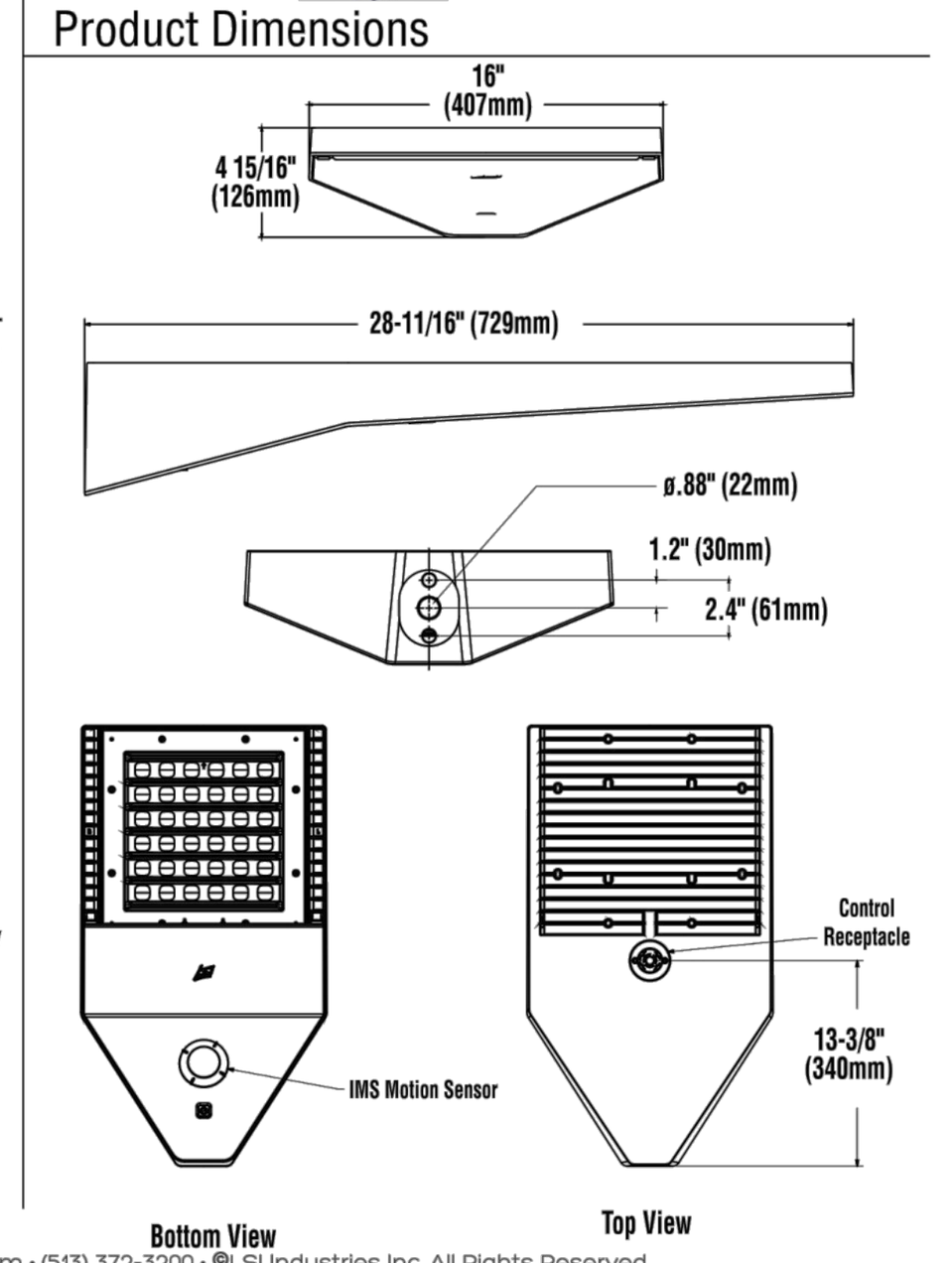

Slice Medium Outdoor LED Area Light

PERFORMANCE Back to Quick Links

Delivered Lumens*

Lumen Package	Distribution	CRI	3000K CCT Delivered Lumens	3000K Efficacy	3000K BUG Rating	4000K CCT Delivered Lumens	4000K Efficacy	4000K BUG Rating	5000K CCT Delivered Lumens	5000K Efficacy	5000K BUG Rating	Wattage
9L	2	70	8956	131	B2-U0-G2	9427	138	B2-U0-G2	9838	144	B2-U0-G2	68
	3		9088	133	B2-U0-G2	9566	140	B2-U0-G2	9983	146	B2-U0-G2	
	5W		8431	123	B3-U0-G2	8875	130	B3-U0-G2	8262	135	B3-U0-G2	
	FT		9046	133	B2-U0-G2	9522	140	B2-U0-G2	9937	146	B2-U0-G2	
	FTA		8993	131	B2-U0-G2	9466	138	B2-U0-G2	9879	144	B2-U0-G2	
	AM		8953	132	B2-U0-G1	9817	144	B2-U0-G2	10210	150	B2-U0-G2	
12L	2	70	11842	127	B3-U0-G2	12465	134	B3-U0-G2	13009	140	B3-U0-G2	93
	3		12017	129	B2-U0-G2	12649	136	B2-U0-G2	13200	142	B2-U0-G2	
	5W		11149	120	B4-U0-G2	11735	126	B4-U0-G2	12247	132	B4-U0-G2	
	FT		11962	128	B2-U0-G2	12591	135	B2-U0-G2	13140	141	B2-U0-G3	
	FTA		11891	128	B3-U0-G3	12517	134	B3-U0-G3	13062	140	B3-U0-G3	
	AM		11997	129	B2-U0-G2	13155	141	B3-U0-G2	13681	147	B3-U0-G2	
18L	2	70	17722	119	B3-U0-G3	18655	126	B3-U0-G3	19468	131	B3-U0-G3	149
	3		17984	121	B2-U0-G3	18930	127	B3-U0-G3	19755	133	B3-U0-G3	
	5W		16685	112	B4-U0-G2	17563	118	B4-U0-G2	18328	123	B4-U0-G2	
	FT		17901	121	B3-U0-G3	18843	127	B3-U0-G3	19664	132	B3-U0-G4	
	FTA		17796	120	B3-U0-G3	18732	126	B3-U0-G3	19549	132	B3-U0-G3	
	AM		17906	121	B3-U0-G2	19634	133	B3-U0-G2	20419	148	B3-U0-G2	
24L	2	70	24122	128	B4-U0-G3	24851	132	B4-U0-G3	25119	133	B4-U0-G3	189
	3		24945	132	B3-U0-G3	25699	136	B3-U0-G4	25976	138	B3-U0-G4	
	5W		22673	122	B5-U0-G3	23667	125	B5-U0-G3	23823	127	B5-U0-G3	
	FT		24276	129	B3-U0-G4	25010	132	B3-U0-G4	25280	134	B3-U0-G4	
	FTA		24715	131	B3-U0-G3	25462	135	B3-U0-G3	25737	136	B3-U0-G3	
	AM		24056	127	B3-U0-G2	25729	136	B3-U0-G3	26243	139	B3-U0-G3	
30L	2	70	30286	122	B4-U0-G3	31201	126	B4-U0-G3	31538	127	B4-U0-G3	249
	3		31319	126	B3-U0-G4	32266	130	B3-U0-G4	32614	131	B3-U0-G4	
	5W		28843	116	B5-U0-G3	29715	120	B5-U0-G3	30036	121	B5-U0-G4	
	FT		30479	123	B3-U0-G4	31401	126	B3-U0-G4	31740	128	B3-U0-G5	
	FTA		31030	125	B3-U0-G3	31969	129	B4-U0-G3	32314	130	B4-U0-G3	
	AM		30471	122	B3-U0-G3	32590	131	B3-U0-G3	33242	134	B3-U0-G3	
36L	2	70	36082	114	B4-U0-G4	37173	117	B4-U0-G4	37574	118	B4-U0-G4	318
	3		37313	117	B3-U0-G4	38442	121	B3-U0-G4	38857	122	B4-U0-G4	
	5W		34363	108	B5-U0-G4	35402	111	B5-U0-G4	35784	113	B5-U0-G4	
	FT		36313	114	B3-U0-G5	37411	118	B4-U0-G5	37815	119	B4-U0-G5	
	FTA		36969	116	B4-U0-G4	38087	120	B4-U0-G4	38498	121	B4-U0-G4	
	AM		36718	115	B3-U0-G3	39270	123	B4-U0-G3	40056	126	B4-U0-G3	
42L	2	70	41060	104	B5-U0-G4	42301	108	B5-U0-G4	42758	109	B5-U0-G4	393
	3		42461	108	B4-U0-G5	43745	111	B4-U0-G5	44217	112	B4-U0-G5	
	5W		39104	99	B5-U0-G4	40286	102	B5-U0-G4	40721	104	B5-U0-G4	
	FT		41323	105	B4-U0-G5	42572	108	B4-U0-G5	43032	109	B4-U0-G5	
	FTA		42069	107	B4-U0-G4	43341	110	B4-U0-G4	43809	111	B4-U0-G4	
	AM		42205	107	B4-U0-G3	45138	114	B4-U0-G3	46041	116	B4-U0-G3	

Type: ____________

Advantage Series LED Strip Fixture

ORDERING GUIDE Back to Quick Links

TYPICAL ORDER EXAMPLE: **AST 4 4L SA UNV 840**

Family	Length	Lumen Package	Lens Type	Voltage	Color Temperature	EM Options	Options
AST	4 - 4' 8 - 8'	4L - 4,500 Lumens 8L - 8,600 Lumens	SA - Smooth Diffuse Acrylic Lens	UNV - Universal Voltage (120V-277V)	835 - 3500K 80CRI 840 - 4000K 80CRI 850 - 5000K 80CRI	EM10 - 10W Emergency Backup[1]	E6CN - 6' Cord 16/3 non-dimming (no plug) installed on END E6CD - 6' Cord 16/5 dimming (no plug) installed on END E10CN - 10' Cord 16/3 non-dimming (no plug) installed on END E10CD - 10' Cord 16/5 dimming (no plug) installed on END

1 - Units with EM are not DLC Listed

PERFORMANCE Back to Quick Links

DELIVERED LUMENS

Length (ft)	Lumen Package	CRI	3500K CCT Delivered Lumens	3500K Efficacy	3500K Wattage	4000K Delivered Lumens	4000K Efficacy	4000K Wattage	5000K CCT Delivered Lumens	5000K Efficacy	5000K Wattage
4	4L	80	3,811	119	32	4,224	132	32	4,256	133	32
8	8L	80	8,450	130	65	8,580	132	65	8,645	133	65

Surface Mount Bracket View

Catalog #: AST 4 4L SA UNV 840 | Project: T15
Prepared By: ____ Date: ____ Type: ____

AST
Advantage Series LED Strip Fixture

damp location · DLC

OVERVIEW	
Lumen Range	4,500 - 8,600
CCT	3500K, 4000K, 5000K
Wattage Range	20 - 65
Efficacy Range (LPW)	117 - 133
Weight lbs (kg)	4ft - 6.2 8ft - 13.8

QUICK LINKS

Ordering Guide | Performance | Photometrics | Dimensions

FEATURES & SPECIFICATIONS

Construction

- Rigid 22 gauge post painted white housing
- Available in 4ft and 8ft lengths
- Continuous diffuse acrylic lens in all lengths

Optical System

- Minimum CRI of 80
- Available in 3500K, 4000K, 5000K

Electrical

- 0-10V dimming (10%-100%) standard
- Standard Universal Voltage (120-277 Vac) Input 50-60Hz
- L80 Calculated Life: >50K hours
- Operating Temperature -20 to +50C (-4F to +122F)

Installation

- Easy Installation in new construction or retrofit
- Surfacement mount or chain mount with V hook

Warranty

- Complete warranty terms located at: https://www.lsicorp.com/resources/terms-conditions-warranty/ for more information.

Listings

- Damp Location Rated
- DLC qualified product. Not all versions of this product may be DLC qualified. Please check the DLC Qualified Products List at www.designlights.org/QPL to confirm which versions are qualified.

Slice Medium - SLM Outdoor LED Area Light

DELIVERED LUMENS*

Lumen Package	Distribution	CRI	2700K CCT Delivered Lumens	2700K Efficacy	2700K BUG Rating	3000K CCT Delivered Lumens	3000K Efficacy	3000K BUG Rating	4000K CCT Delivered Lumens	4000K Efficacy	4000K BUG Rating	5000K CCT Delivered Lumens	5000K Efficacy	5000K BUG Rating	Wattage
9L	2	70	8349	122	B2-U0-G2	8576	125	B2-U0-G2	9396	137	B2-U0-G2	9784	143	B2-U0-G2	69
	2 IL	70	5185	76	B0-U0-G1	5326	78	B0-U0-G1	5835	85	B0-U0-G1	6076	89	B0-U0-G1	
	3	70	8571	125	B1-U0-G2	8804	129	B1-U0-G2	9646	141	B2-U0-G2	10044	147	B2-U0-G2	
	3 IL	70	6283	92	B0-U0-G2	6454	94	B0-U0-G2	7071	103	B0-U0-G2	7363	107	B0-U0-G2	
	5W	70	8158	119	B3-U0-G2	8380	122	B3-U0-G2	9181	134	B3-U0-G2	9560	140	B4-U0-G2	
	FT	70	8337	122	B2-U0-G2	8563	125	B2-U0-G2	9382	137	B2-U0-G2	9769	143	B2-U0-G2	
	FT IL	70	5393	79	B0-U0-G2	5540	81	B0-U0-G2	6069	89	B0-U0-G2	6320	92	B0-U0-G2	
	FTA	70	8459	123	B2-U0-G2	8689	127	B2-U0-G2	9520	139	B2-U0-G2	9913	145	B2-U0-G2	
	FTA IL	70	6200	91	B1-U0-G1	6369	93	B1-U0-G1	6978	102	B1-U0-G1	7266	106	B1-U0-G1	
12L	2	70	11157	119	B2-U0-G2	11461	122	B2-U0-G2	12556	134	B3-U0-G2	13075	139	B3-U0-G2	94
	2 IL	70	6929	74	B1-U0-G1	7117	76	B1-U0-G2	7798	83	B1-U0-G2	8119	86	B1-U0-G2	
	3	70	11454	122	B2-U0-G2	11766	125	B2-U0-G2	12890	137	B2-U0-G2	13423	143	B2-U0-G2	
	3 IL	70	8396	89	B0-U0-G2	8625	92	B0-U0-G2	9449	101	B0-U0-G2	9839	105	B0-U0-G2	
	5W	70	10902	116	B4-U0-G2	11199	119	B4-U0-G2	12269	131	B4-U0-G2	12775	136	B4-U0-G2	
	FT	70	11141	119	B2-U0-G2	11444	122	B2-U0-G2	12538	133	B2-U0-G3	13055	139	B2-U0-G3	
	FT IL	70	7207	77	B0-U0-G2	7403	79	B0-U0-G2	8110	86	B0-U0-G2	8445	90	B0-U0-G2	
	FTA	70	11304	120	B2-U0-G2	11612	124	B2-U0-G2	12722	135	B2-U0-G2	13247	141	B2-U0-G2	
	FTA IL	70	8286	88	B1-U0-G1	8511	91	B1-U0-G1	9325	99	B1-U0-G1	9710	103	B1-U0-G1	
18L	2	70	16714	112	B3-U0-G3	17168	115	B3-U0-G3	18809	126	B3-U0-G3	19586	131	B3-U0-G3	150
	2 IL	70	10379	69	B1-U0-G2	10662	71	B1-U0-G2	11681	78	B1-U0-G2	12163	81	B1-U0-G2	
	3	70	17158	115	B2-U0-G3	17625	118	B2-U0-G3	19310	129	B3-U0-G3	20107	134	B3-U0-G3	
	3 IL	70	12578	84	B1-U0-G3	12920	86	B1-U0-G3	14155	95	B1-U0-G3	14739	99	B1-U0-G3	
	5W	70	16331	109	B4-U0-G2	16776	112	B4-U0-G2	18379	123	B4-U0-G2	19138	128	B5-U0-G3	
	FT	70	16689	112	B3-U0-G3	17143	115	B3-U0-G3	18781	126	B3-U0-G4	19557	131	B3-U0-G4	
	FT IL	70	10795	72	B1-U0-G2	11089	74	B1-U0-G2	12149	81	B1-U0-G3	12651	85	B1-U0-G3	
	FTA	70	16934	113	B3-U0-G3	17395	116	B3-U0-G3	19058	127	B3-U0-G3	19844	133	B3-U0-G3	
	FTA IL	70	12412	83	B1-U0-G1	12750	85	B1-U0-G2	13969	93	B1-U0-G2	14546	97	B1-U0-G2	
24L	2	70	20880	112	B3-U0-G3	22701	121	B4-U0-G3	24276	130	B4-U0-G3	24784	133	B4-U0-G3	187
	2 IL	70	13100	70	B1-U0-G2	14243	76	B1-U0-G2	15231	81	B1-U0-G2	15550	83	B1-U0-G2	
	3	70	21739	116	B3-U0-G3	23636	126	B3-U0-G4	25275	135	B3-U0-G4	25804	138	B3-U0-G4	
	3 IL	70	15828	85	B1-U0-G3	17209	92	B1-U0-G3	18403	98	B1-U0-G4	18788	100	B1-U0-G4	
	5W	70	20632	110	B5-U0-G3	22432	120	B5-U0-G3	23988	128	B5-U0-G3	24490	131	B5-U0-G3	
	FT	70	21611	116	B3-U0-G4	23496	126	B3-U0-G4	25126	134	B3-U0-G4	25652	137	B3-U0-G4	
	FT IL	70	13692	73	B1-U0-G3	14886	80	B1-U0-G3	15919	85	B1-U0-G3	16252	87	B1-U0-G3	
	FTA	70	21496	115	B3-U0-G3	23371	125	B3-U0-G3	24992	134	B3-U0-G3	25515	136	B3-U0-G3	
	FTA IL	70	15226	81	B1-U0-G2	16555	89	B1-U0-G2	17703	95	B2-U0-G2	18073	97	B2-U0-G2	
30L	2	70	26581	108	B4-U0-G3	28900	117	B4-U0-G3	30905	125	B4-U0-G3	31551	128	B4-U0-G3	247
	2 IL	70	16677	68	B1-U0-G2	18132	73	B1-U0-G2	19390	79	B1-U0-G2	19796	80	B1-U0-G2	
	3	70	27675	112	B3-U0-G4	30089	122	B3-U0-G4	32176	130	B3-U0-G4	32850	133	B3-U0-G4	
	3 IL	70	20150	82	B1-U0-G4	21908	89	B1-U0-G4	23428	95	B1-U0-G4	23918	97	B1-U0-G4	
	5W	70	26266	106	B5-U0-G3	28557	116	B5-U0-G3	30538	124	B5-U0-G4	31177	126	B5-U0-G4	
	FT	70	27512	111	B3-U0-G4	29912	121	B3-U0-G4	31987	130	B3-U0-G4	32656	132	B3-U0-G5	
	FT IL	70	17430	71	B1-U0-G3	18951	77	B1-U0-G4	20266	82	B1-U0-G4	20690	84	B1-U0-G4	
	FTA	70	27365	111	B3-U0-G3	29752	120	B4-U0-G3	31816	129	B4-U0-G3	32482	132	B4-U0-G3	
	FTA IL	70	19384	78	B2-U0-G2	21075	85	B2-U0-G2	22537	91	B2-U0-G2	23008	93	B2-U0-G2	
36L	2	70	32214	102	B4-U0-G3	35025	111	B4-U0-G3	37454	118	B4-U0-G3	38238	121	B4-U0-G4	317
	2 IL	70	20212	64	B2-U0-G3	21975	69	B2-U0-G3	23499	74	B2-U0-G3	23991	76	B2-U0-G3	
	3	70	33540	106	B3-U0-G4	36466	115	B3-U0-G5	38996	123	B3-U0-G5	39812	126	B3-U0-G5	
	3 IL	70	24421	77	B1-U0-G4	26551	84	B1-U0-G5	28393	90	B1-U0-G5	28987	92	B1-U0-G5	
	5W	70	31832	101	B5-U0-G4	34609	109	B5-U0-G4	37010	117	B5-U0-G4	37785	119	B5-U0-G4	
	FT	70	33342	105	B3-U0-G5	36251	114	B3-U0-G5	38766	122	B4-U0-G5	39577	125	B4-U0-G5	
	FT IL	70	21125	67	B1-U0-G4	22968	73	B1-U0-G4	24561	78	B1-U0-G4	25075	79	B1-U0-G4	
	FTA	70	33164	105	B4-U0-G3	36058	114	B4-U0-G4	38559	122	B4-U0-G4	39366	124	B4-U0-G3	
	FTA IL	70	23492	74	B2-U0-G2	25541	81	B2-U0-G2	27313	86	B2-U0-G2	27885	88	B2-U0-G2	
42L	2	70	36785	94	B4-U0-G3	39994	103	B5-U0-G4	42768	110	B5-U0-G4	43663	112	B5-U0-G4	390
	2 IL	70	23079	59	B1-U0-G3	25093	64	B2-U0-G3	26833	69	B2-U0-G3	27395	70	B2-U0-G3	
	3	70	38299	98	B3-U0-G5	41640	107	B4-U0-G5	44528	114	B4-U0-G5	45460	117	B4-U0-G5	
	3 IL	70	27886	72	B1-U0-G4	30319	78	B1-U0-G5	32422	83	B1-U0-G5	33100	85	B1-U0-G5	
	5W	70	36349	93	B5-U0-G4	39520	101	B5-U0-G4	42261	108	B5-U0-G4	43145	111	B5-U0-G4	
	FT	70	38073	98	B4-U0-G5	41395	106	B4-U0-G5	44266	114	B4-U0-G5	45192	116	B4-U0-G5	
	FT IL	70	24122	62	B1-U0-G4	26226	67	B1-U0-G4	28045	72	B1-U0-G4	28632	73	B1-U0-G4	
	FTA	70	37870	97	B4-U0-G4	41174	106	B4-U0-G4	44030	113	B4-U0-G4	44951	115	B4-U0-G4	
	FTA IL	70	26825	69	B2-U0-G2	29165	75	B2-U0-G2	31188	80	B2-U0-G2	31841	82	B2-U0-G2	

*LED Chips are frequently updated therefore values are nominal

Specifications and dimensions subject to change without notice.

MAVERIK

185 S. State Street
Salt Lake City, Utah 84111

THESE PLANS ARE SUBJECT TO FEDERAL COPYRIGHT LAWS: ANY USE OF SAME WITHOUT THE EXPRESSED WRITTEN PERMISSION OF MAVERIK, INC IS PROHIBITED. 2019 MAVERIK, INC.

ARCHITECT:

ENGINEER:

Nielson Engineering, Inc.
Consulting Engineers
156 North Twelfth Avenue
Pocatello, Idaho 83201
Ph (208) 232-2577 FAX
(208) 234-0918

OWNERSHIP OF DOCUMENTS
This document, including the ideas and designs incorporated herein, as an instrument of professional service, is the property of NIELSON ENGINEERING, INC. and shall not be used, in whole or in part, for any other project without the written permission of an authorized representative of NIELSON ENGINEERING, INC.
Unauthorized use will be prosecuted to the fullest extent of the law.
Copyright © 2022
by: NIELSON ENGINEERING, INC.

STAMP:

COLORADO REGISTERED · MICHAEL S. INGRAM · 57480 · PROFESSIONAL ENGINEER

MAVERIK, INC.
STORE #

LINCOLN AVENUE AND DRANSFELDT ROAD
PARKER, CO

REVISIONS		
△	DESCRIPTION	DATE

DESIGNED BY: MJE	DRAWN BY: MJE
REVIEWED BY: MJE	APPROVED BY: MSI
PROTOTYPE VERSION: 50	

DRAWING ISSUE

DATE: 11-3-22

PROJECT NUMBER: 21337

SHEET NAME

LUMINAIRE CUT SHEETS

SHEET NUMBER

26.2 OF 26

FOR REVIEW AND PERMIT • FOR REVIEW AND PERMIT • FOR REVIEW AND PERMIT

G:\Maverik\Parker, CO – 21333\Elec\PARKER E-1.2.dwg October 20 2021 5:44pm By: jill

11/3/2022 1:15:45 PM JILL EAMES G:\Maverik\Parker, CO - 21333\Elec\PARKER E-1.4.dwg