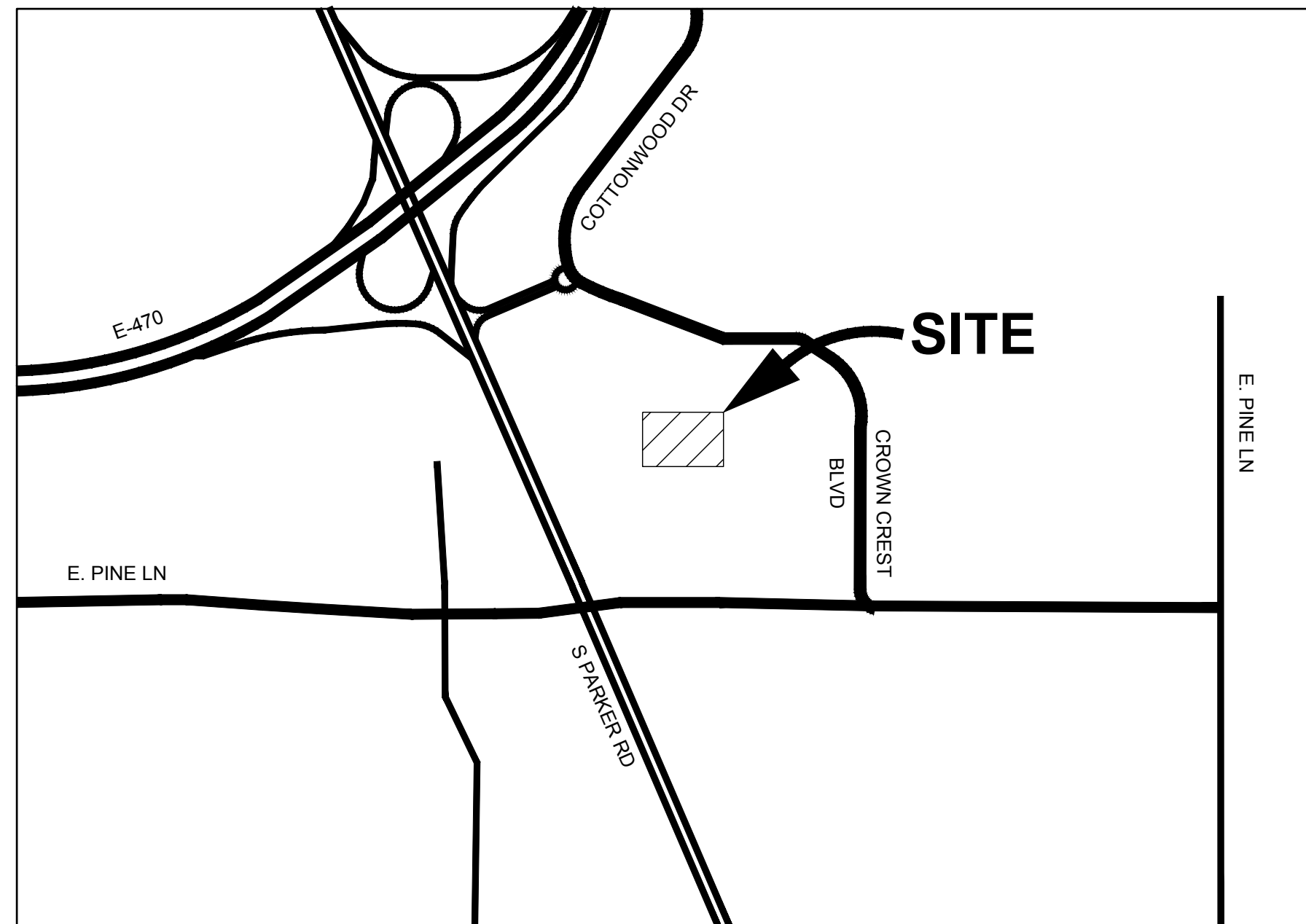


CROWN POINT F#1 30TH AMENDMENT FILING NO. X - FILING 1 AMENDMENT 30

LOT 1, TRACT A & B

BEING A PART OF THE NORTHWEST QUARTER SECTION 10, T. 6 S., R 66W., 6TH PM, TOWN OF PARKER, COUNTY OF DOUGLAS, STATE OF COLORADO.

SITE PLAN



VICINITY MAP
SCALE: 1"=1000'

Vicinity Map shall be at a scale of 1"=2,000' and include location and names of all aerial roadways within one mile of proposed construction. Include any major drainageways in this area.

Sheet List Table	
Sheet Number	Sheet Title
01 of 19	COVER SHEET
02 of 19	SITE PLAN
03 of 19	SITE PLAN
04 of 19	EXISTING CONDITIONS MAP
05 of 19	EXISTING CONDITIONS MAP
06 of 19	LANDSCAPE COVER SHEET
07 of 19	OVERALL LANDSCAPE PLAN
08 of 19	LANDSCAPE PLAN
09 of 19	LANDSCAPE PLAN
10 of 19	TREE CONSERVATION PLAN
11 of 19	SITE DETAILS
12 of 19	PLANTING DETAILS
13 of 19	ARCHITECTURAL SITE PLAN
14 of 19	EXTERIOR ELEVATIONS
15 of 19	EXTERIOR ELEVATIONS
16 of 19	EXTERIOR ELEVATIONS
17 of 19	LUMINAIRE SCHEDULE, DETAILS, AND LEGENDS
18 of 19	LUMINAIRE CUT SHEETS
19 of 19	PHOTOMETRIC SITE PLAN

AGENCY LIST

ELECTRIC-IREA
PO DRAWER A
5496 US HWY 85
SEDALIA, CO. 80135
303-888-3100
CONTACT: BROOKS KAUFMAN

GAS-XCEL ENERGY
2070 SOUTH VALENTIA STREET
DENVER, CO. 80231
1-800-628-2121
CONTACT: DESIGN MANAGER

FIRE-SOUTH METRO FIRE RESCUE
9195 E. MINERAL AVE
CENTENNIAL, CO 80112
720-989-2000
CONTACT: RANDY CAPRA

TOWN OF PARKER
PLANNING AND BUILDING DEPT.
20120 E. MAIN STREET
PARKER, CO. 80134
303-841-2332
CONTACT: PAUL WORKMAN

20120 E. Mainstreet
TOWN OF PARKER-PUBLIC WORKS
9200 MOTSENBOCKER ROAD
PARKER, CO 80134
303-840-9546
CONTACT: MIKE WAUGH

COTTONWOOD WATER & SANITATION DISTRICT
2 INVERNESS DRIVE EAST
ENGLEWOOD, CO
303-792-9509
CONTACT: PATRICK MULHERN/ LAURI TATLOCK

CABLE-COMCAST
8850 S. TUSCON WAY
ENGLEWOOD, CO. 80112
303-603-5605
CONTACT: KEVIN YOUNG

TELEPHONE - CENTURY LINK
LOCAL NETWORK OPERATIONS
9750 E. COSTILLA AVENUE
ENGLEWOOD, CO. 80112
303-792-1840
CONTACT: KAREN CAIME

TRI-COUNTY HEALTH DEPARTMENT
7000 E. BELLEVIEW AVENUE
GREENWOOD VILLAGE, CO. 80111
303-220-9200
CONTACT: CAROL MACLENNAN

COTTONWOOD WATER AND SANITATION
DISTRICT ENGINEER-KENNEDY JENKS CONSULTING
143 UNION BOULEVARD
SUITE 600
LAKEWOOD, CO 80228
PHONE: 303-985-3636
CONTACTS: TOM NAPOLILLI

CROWN POINT ARCHITECTURAL
CONTROL COMMITTEE
27905 MEADOW DRIVE, SUITE 11
EVERGREEN, CO 80439 303-674-7856
CONTACT: TIM LEONARD

OWNER INFORMATION

ADVENTHEALTH PARKER
9395 CROWN CREST BLVD.
PARKER, CO. 80138
303-269-4014

DESIGN INFORMATION

ARCHITECT: BOULDER ASSOCIATES
PHONE: 303-499-7795

ARCHITECT: SMITHGROUP
PHONE: 303-832-3272

CIVIL ENGINEER: S. A. MIRO, INC
PHONE: 303-741-3737

LANDSCAPE ARCHITECT: OXBOW DESIGN COLLABORATION
PHONE: 720-465-6168

STRUCTURAL ENGINEER: MGA STRUCTURAL ENGINEERS, INC.
PHONE: 719-635-4473


MEPT ENGINEERS: CATOR RUMA & ASSOCIATES CO
PHONE: 303-232-6200

FIRE PROTECTION: TLH FIRE
PHONE: 303-517-1775



BOULDER ASSOCIATES

1426 PEARL STREET, SUITE 300
BOULDER, COLORADO 80302
303.499.7795



ADVENTHEALTH
PARKER FACILITY
EXPANSION

CROWN POINT, 30TH AMDMT
LOT 1, TRACT A & B
PARKER, CO 80138

SUBMITTALS	
DESCRIPTION	DATE
1ST SUBMITTAL	06/03/2024

DATE
06/03/2024

PARKER PROJECT NUMBER
SP24-XXX

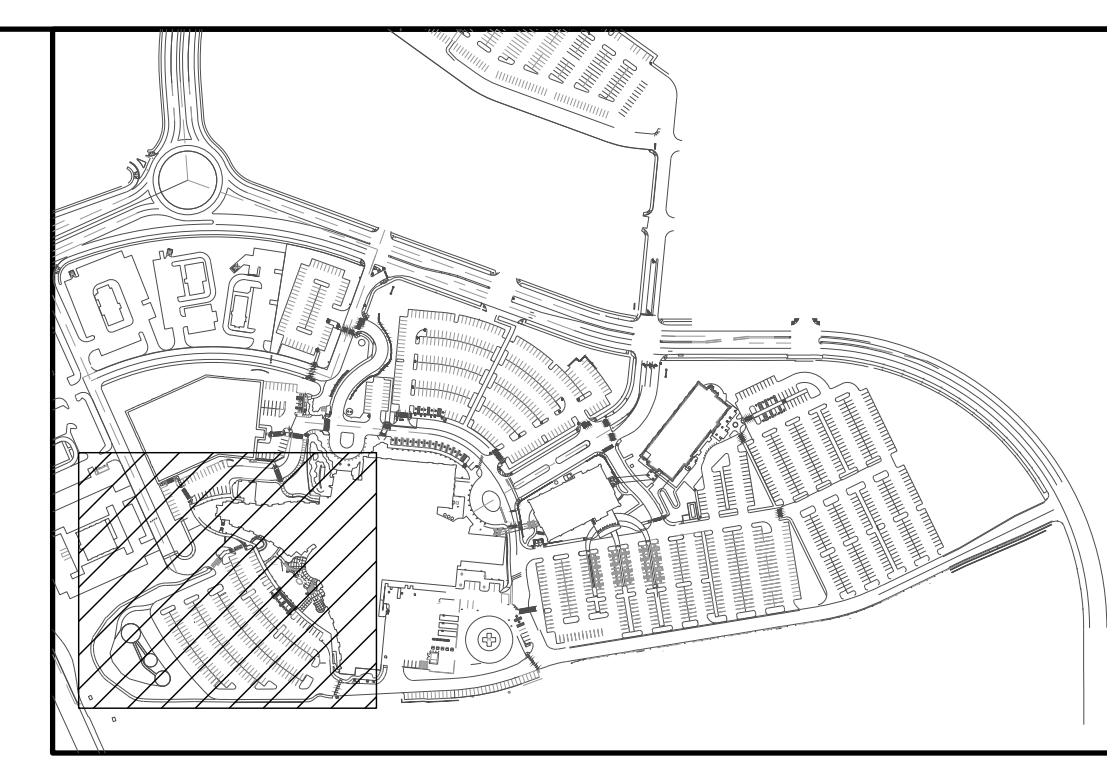
SHEET TITLE
COVER SHEET

DRAWING NUMBER

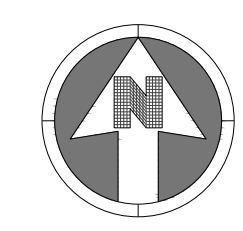
01 of 19

CROWN POINT F#1 30TH AMENDMENT FILING NO. X - LOT 1, TRACT A & B

BEING A PART OF THE NORTHWEST QUARTER SECTION 10, T. 6 S., R 66W., 6TH PM, TOWN OF
PARKER, COUNTY OF DOUGLAS, STATE OF COLORADO.



KEY MAP
NOT TO SCALE




30 0 30
SCALE: 1" = 30'

- LEGEND:**
- TRAFFIC FLOW ARROW
 - PARKING STALL COUNT
9'X18' MINIMUM DIMENSIONS



BOULDER ASSOCIATES
1426 PEARL STREET, SUITE 300
BOULDER, COLORADO 80302
303.499.7795



**ADVENTHEALTH
PARKER FACILITY
EXPANSION**

CROWN POINT, 30TH AMDMT
LOT 1, TRACT A & B
PARKER, CO 80138

SUBMITTALS

DESCRIPTION	DATE
1ST SUBMITTAL	06/03/2024

SEE SHEET 03 OF 19

DATE
06/03/2024

PARKER PROJECT NUMBER
SP24-XXX

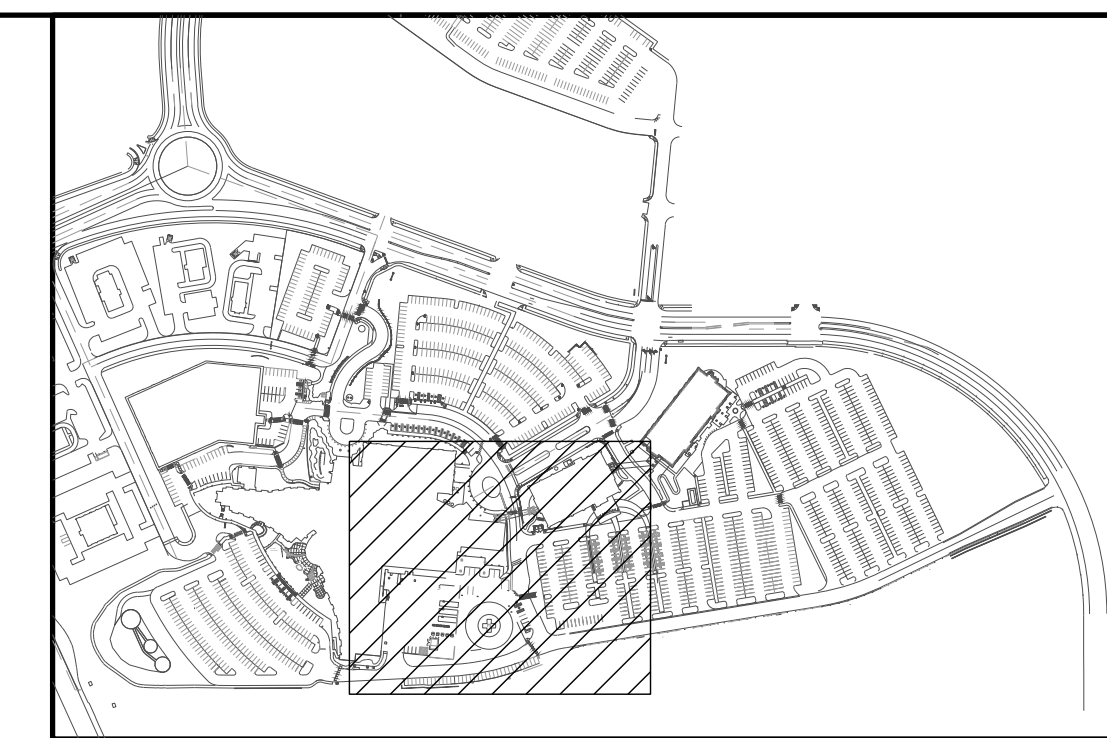
SHEET TITLE
SITE PLAN

DRAWING NUMBER
02 of 19

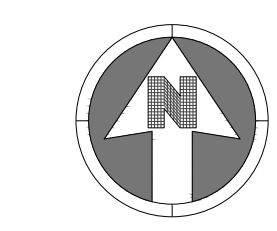
THIS DRAWING IS THE PROPERTY OF BSA AND IS NOT TO BE REPRODUCED OR TRANSMITTED IN ANY FORM OR BY ANY MEANS, ELECTRONIC OR MECHANICAL, WITHOUT THE WRITTEN PERMISSION OF BSA.

CROWN POINT F#1 30TH AMENDMENT FILING NO. X - LOT 1, TRACT A & B

BEING A PART OF THE NORTHWEST QUARTER SECTION 10, T. 6 S., R 66W., 6TH PM, TOWN OF PARKER, COUNTY OF DOUGLAS, STATE OF COLORADO.



KEY MAP
NOT TO SCALE




30 0 30
SCALE: 1" = 30'

- LEGEND:
- TRAFFIC FLOW ARROW
 - PARKING STALL COUNT
9'X18' MINIMUM DIMENSIONS

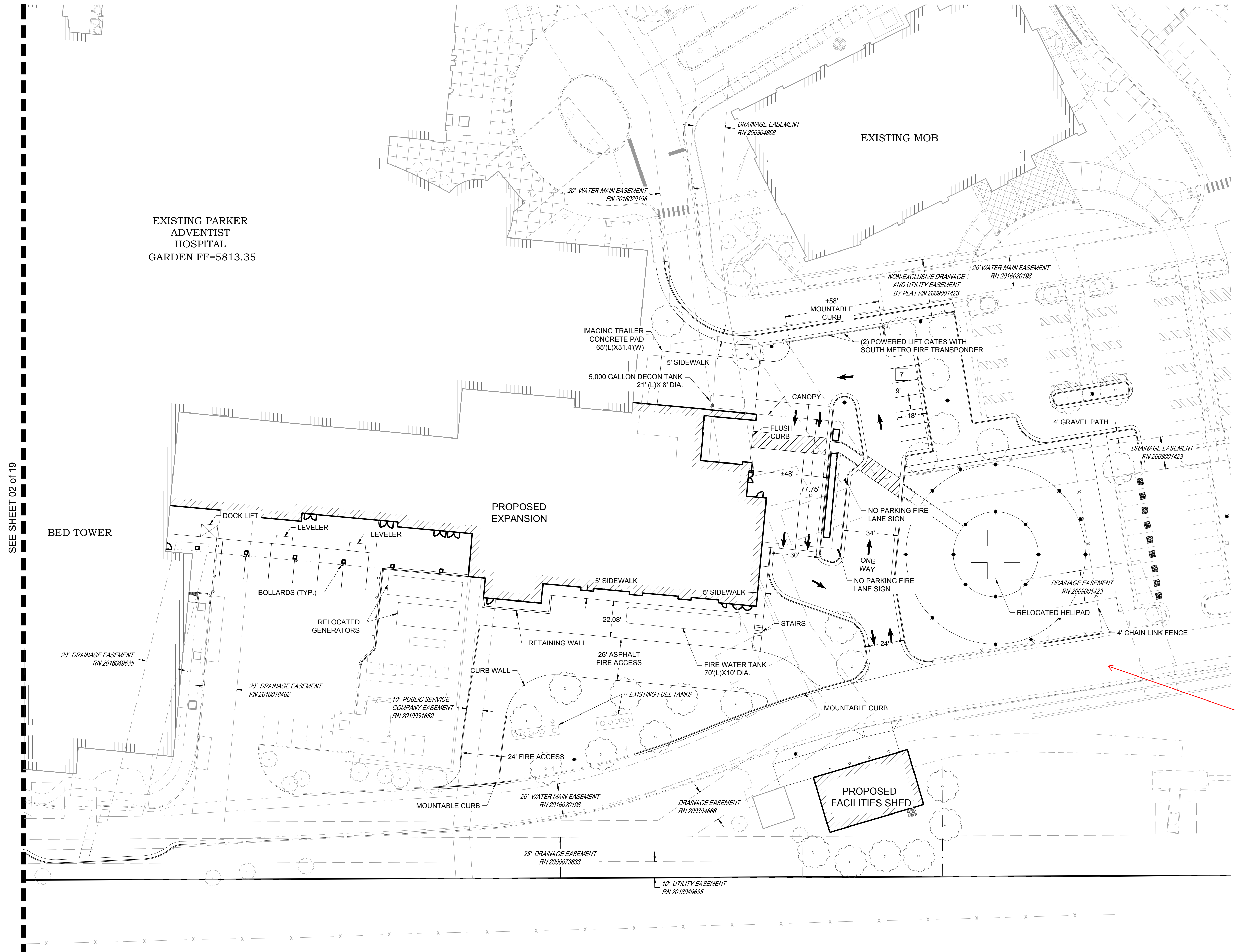


1426 PEARL STREET, SUITE 300
BOULDER, COLORADO 80302
303.499.7795



ADVENTHEALTH PARKER FACILITY EXPANSION

CROWN POINT, 30TH AMDMT
LOT 1, TRACT A & B
PARKER, CO 80138
SUBMITTALS
DESCRIPTION DATE
1ST SUBMITTAL 06/03/2024



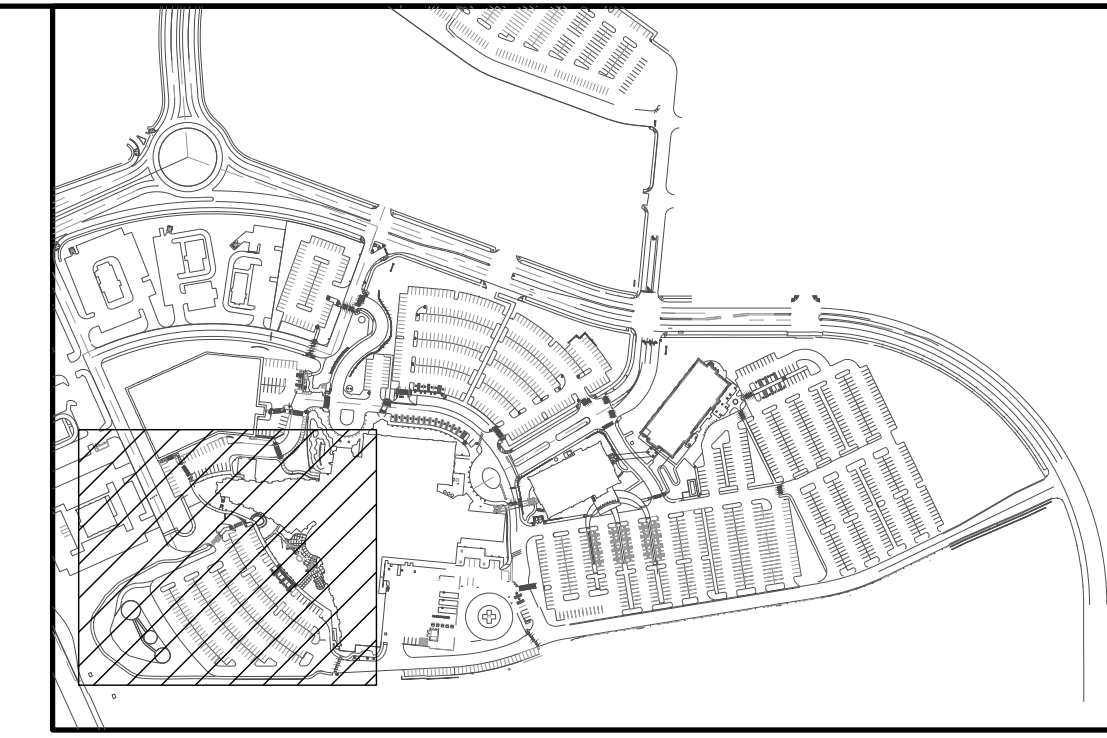
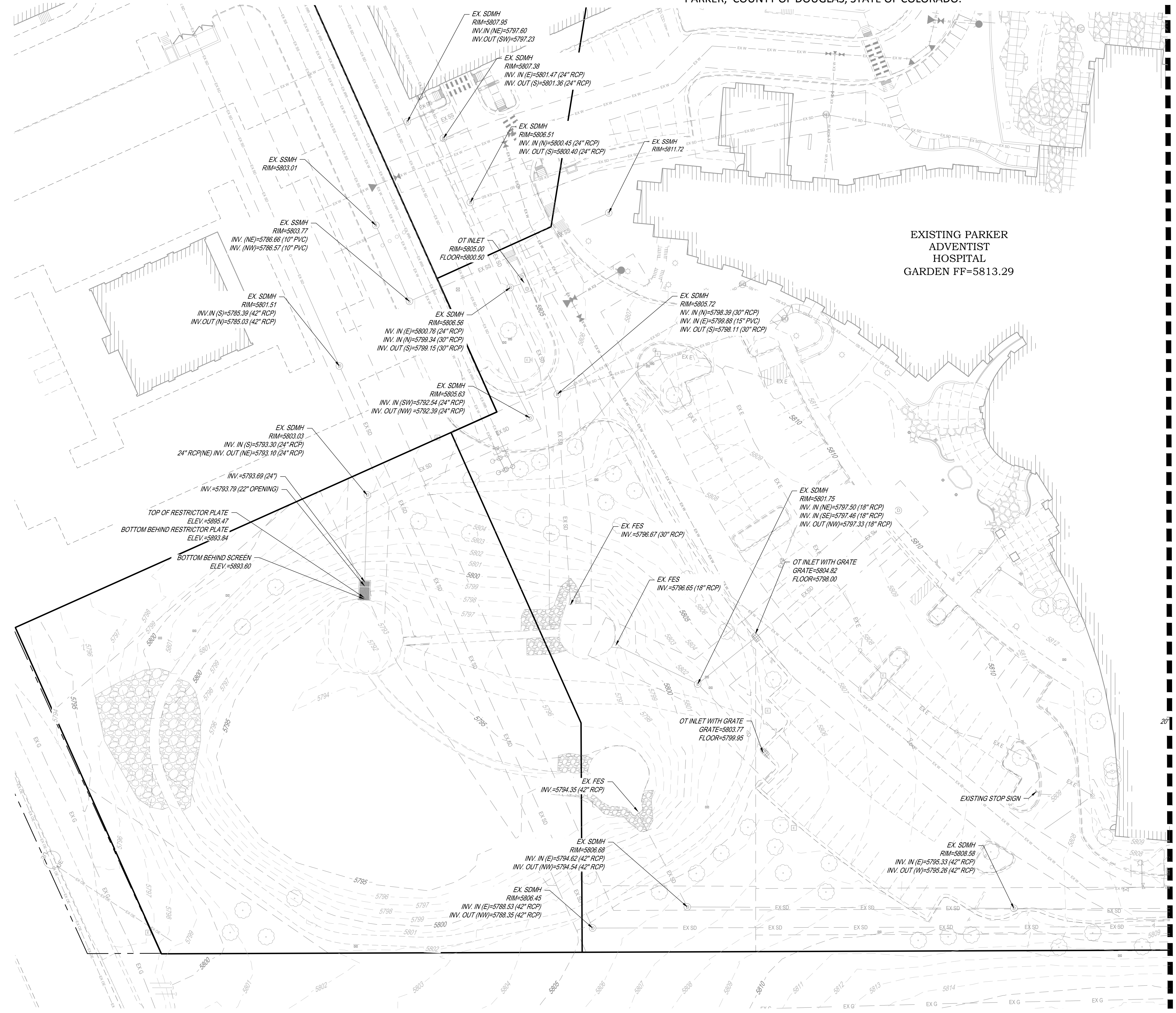
Please label all private driveway/roadway as "Private" throughout the plans.

SEE SHEET 02 of 19

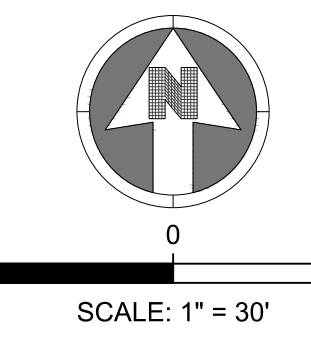
DATE	06/03/2024
PARKER PROJECT NUMBER	SP24-XXX
SHEET TITLE	SITE PLAN
DRAWING NUMBER	03 of 19

CROWN POINT F#1 30TH AMENDMENT FILING NO. X - LOT 1, TRACT A & B

BEING A PART OF THE NORTHWEST QUARTER SECTION 10, T. 6 S., R 66W., 6TH PM, TOWN OF PARKER, COUNTY OF DOUGLAS, STATE OF COLORADO.



KEY MAP
NOT TO SCALE




LEGEND:

	PROPERTY LINE
	RIGHT OF WAY
	EXISTING BUILDING
	EXISTING CURB AND GUTTER
	EXISTING SIDEWALK
	EXISTING WALL
	EXISTING FENCE
	EXISTING SIGN
	EXISTING LIGHT
	EXISTING TREE
	EXISTING MINOR CONTOURS
	EXISTING MAJOR CONTOURS
	EXISTING EASEMENT
	EXISTING ELECTRICAL LINE
	EXISTING FIBER OPTIC LINE
	EXISTING GAS LINE
	EXISTING TELEPHONE LINE
	EXISTING SANITARY LINE
	EXISTING STORM LINE
	EXISTING WATER LINE
	EXISTING STORM INLET
	EXISTING CLEANOUT
	EXISTING FIRE HYDRANT
	EXISTING WATER VALVE
	EXISTING MANHOLES

SEE SHEET 05 OF 19



BOULDER ASSOCIATES
1426 PEARL STREET, SUITE 300
BOULDER, COLORADO 80302
303.499.7795



ADVENTHEALTH PARKER FACILITY EXPANSION

CROWN POINT, 30TH AMDMT
LOT 1, TRACT A & B
PARKER, CO 80138
SUBMITTALS

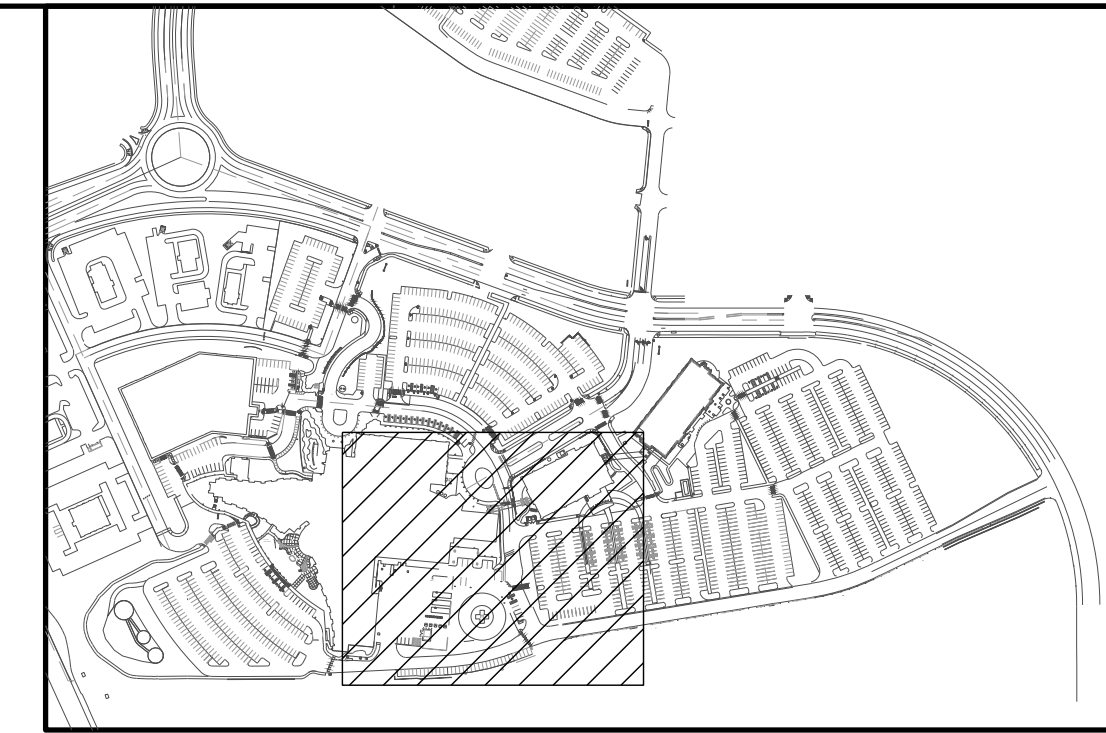
DESCRIPTION	DATE
1ST SUBMITTAL	06/03/2024

DATE	06/03/2024
PARKER PROJECT NUMBER	SP24-XXX
SHEET TITLE	EXISTING CONDITIONS MAP
DRAWING NUMBER	04 of 19

THIS DRAWING IS THE PROPERTY OF SMITHGROUP

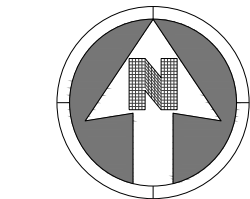
CROWN POINT F#1 30TH AMENDMENT FILING NO. X - LOT 1, TRACT A & B

BEING A PART OF THE NORTHWEST QUARTER SECTION 10, T. 6 S., R 66W., 6TH PM, TOWN OF PARKER, COUNTY OF DOUGLAS, STATE OF COLORADO.



KEY MAP

NOT TO SCALE




SCALE: 1" = 30'

LEGEND:

- PROPERTY LINE
- RIGHT OF WAY
- EXISTING BUILDING
- EXISTING CURB AND GUTTER
- EXISTING SIDEWALK
- EXISTING WALL
- EXISTING FENCE
- EXISTING SIGN
- EXISTING LIGHT
- EXISTING TREE
- EXISTING MINOR CONTOURS
- EXISTING MAJOR CONTOURS
- EXISTING EASEMENT
- EX E EXISTING ELECTRICAL LINE
- EX FO EXISTING FIBER OPTIC LINE
- EX G EXISTING GAS LINE
- EX T EXISTING TELEPHONE LINE
- EX SS EXISTING SANITARY LINE
- EX SD EXISTING STORM LINE
- EX W EXISTING WATER LINE
- EXISTING STORM INLET
- EXISTING CLEANOUT
- EXISTING FIRE HYDRANT
- EXISTING WATER VALVE
- EXISTING MANHOLES

EXISTING PARKER ADVENTIST HOSPITAL GARDEN FF=5813.29

SEE SHEET 04 of 19



ADVENTHEALTH PARKER FACILITY EXPANSION
 CROWN POINT, 30TH AMMDT LOT 1, TRACT A & B PARKER, CO 80138
 SUBMITTALS
 DESCRIPTION DATE
 1ST SUBMITTAL 06/03/2024

DATE 06/03/2024
 PARKER PROJECT NUMBER SP24-XXX
 SHEET TITLE EXISTING CONDITIONS MAP
 DRAWING NUMBER 05 of 19

THIS DRAWING IS UNLESS OTHERWISE NOTED TO BE IN ACCORDANCE WITH THE STANDARD SPECIFICATIONS FOR PUBLIC WORKS, EDITION 2019, AS AMENDED.

CROWN POINT F#1 30TH AMENDMENT FILING NO. X - LOT 1, TRACT A & B

LOCATED IN THE NW 1/4, SECTION 10, TOWNSHIP 6 SOUTH, RANGE 66 WEST,
TOWN OF PARKER, DOUGLAS COUNTY, COLORADO.

PLANTING SCHEDULE:

KEY	BOTANICAL NAME	COMMON NAME	SIZE	SPACING	HEIGHT	WIDTH	WATER
DECIDUOUS TREES							
BRO	<i>Quercus macrocarpa</i>	Bur Oak	2.5" cal.	as shown	50-80'	50-80'	L
WHB	<i>Celtis reticulata</i>	Western Hackberry	2.5" cal.	as shown	60'	40'	L
EOK	<i>Quercus robur</i>	English Oak	2.5" cal.	as shown	40 - 60'	30-40'	M
SHL	<i>Gleditsia triacanthos inermis</i> 'Shademaster'	Shademaster Honeylocust	2.5" cal.	as shown	50'	35'	L
SWO	<i>Quercus bicolor</i>	Swamp White Oak	2.5" cal.	as shown	40-60'	40-60'	L - M
WCA	<i>Catalpa speciosa</i>	Western Catalpa	2.5" cal.	as shown	40-60'	30-50'	L
EVERGREEN TREES							
PIN	<i>Pinus edulis</i>	Pinon Pine	6'	as shown	20-30'	10-20'	L
APN	<i>Pinus nigra</i>	Austrian Pine	8'	as shown	50'	20-25'	L
ORNAMENTAL TREES							
RBC	<i>Malus 'Red Barron'</i>	Red Barron Crabapple	1.5" cal.	as shown	10'	10'	M
SSC	<i>Malus x 'Spring Snow'</i>	Spring Snow Crabapple	1.5" cal.	as shown	20'	15'	M
EVERGREEN SHRUBS							
MZT	<i>Arctostaphylos x coloradensis</i> 'Panchito'	Panchito Manzanita	#5	4' o.c.	2'	4'	L
DMP	<i>Pinus mugo 'Pumilo'</i>	Dwarf Mugo Pine	#5	4' o.c.	3-4'	3-4'	L
BFJ	<i>Juniperus sabina 'Buffalo'</i>	Buffalo Juniper	#5	4' o.c.	12"	6'	L
WCJ	<i>Juniperus horizontalis 'Wiltoni'</i>	Wilton Carpet Juniper	#5	6' o.c.	6"	6'	L
SKY	<i>Juniperus virginiana 'Skyrocket'</i>	Skyrocket Juniper	#5	4' o.c.	4-6'	20'	L
DECIDUOUS SHRUBS							
DGM	<i>Acer ginnala 'Compacta'</i>	Dwarf Ginnala Maple	#5	6' o.c.	8'	8'	M
BMS	<i>Caryopteris clandonensis</i>	Blue Mist Spirea	#5	3.5' o.c.	3-5'	3-5'	M
APD	<i>Potentilla fruticosa 'Abbotswood'</i>	Abbotswood Potentilla	#5	3' o.c.	3'	3'	M
LPS	<i>Spiraea japonica 'Little Princess'</i>	Little Princess Spirea	#5	2' o.c.	2-3'	2-4'	M
RSG	<i>Perovskia artiplicifolia</i>	Russian Sage	#5	4' o.c.	4'	4'	L
GLS	<i>Rhus aromatica 'Grow Low'</i>	Gro-Low Sumac	#5	8' o.c.	3'	8'	L
DKL	<i>Syringa meyeri</i>	Dwarf Korean Lilac	#5	4' o.c.	4-6'	4-6'	L
RWP	<i>Rosa 'Winnipeg Parks'</i>	Winnipeg Parks Rose	#5	4' o.c.	3'	4'	L
SSU	<i>Rhus typhina</i>	Staghorn Sumac	#5	6' o.c.	10-25'	10-25'	L
DBR	<i>Ericameria nauseosa var. nauseosa</i>	Dwarf Blue Rabbitbrush	#5	3' o.c.	3'	3'	L
MKL	<i>Syringa patula 'Miss Kim'</i>	Miss Kim Dwarf Lilac	#5	4' o.c.	3-5'	3-5'	L
MHV	<i>Viburnum lantana 'Mohican'</i>	Mohican Viburnum	#5	6' o.c.	6-8'	6-8'	L
ORNAMENTAL GRASSES							
FRG	<i>Calamagrostis acutiflora 'Karl Foerster'</i>	Feather Reed Grass	#1	2-3' o.c.	3-4'	2-3'	M
BAG	<i>Helictotrichon sempervirens</i>	Blue Avena Grass	#1	24" o.c.	2-3'	2'	M
DFG	<i>Pennisetum alopecuroides 'Hamel'</i>	Hardy Fountain Grass (Dwarf)	#1	2' o.c.	2-3'	2'	L

LOW GROW NATIVE PRAIRIE MIX:

BOTANICAL NAME	COMMON NAME	%	PLS / ACRE
<i>Agropyron cristatum</i>	Ephraim Crested Wheatgrass	25	6.25
<i>Festuca ovina</i>	Sheep Fescue	23	5.75
<i>Lolium perenne</i>	Perennial Ryegrass	18	4.5
<i>Poa compressa</i>	Canada Bluegrass	13	3.25
<i>Hordeum vulgare</i>	Barley	12	3
<i>Festuca glauca</i>	Blue Fescue	9	2.25
Total lbs per acre.:		100	25

PLANTING NOTES:

- ALL PLANT MATERIALS SHALL MEET OR EXCEED SIZE IN SCHEDULES. OWNER'S REPRESENTATIVE RESERVES THE RIGHT TO REFUSE PLANT MATERIALS WHICH DO NOT MEET THE QUALITY REQUIRED FOR THE PROJECT. ALL DECIDUOUS TREES SHALL HAVE FULL, WELL SHAPED HEADS, ALL EVERGREEN TREES SHALL BE UNSHEARED AND FULL TO THE GROUND. PLANT MATERIAL SHALL COMPLY WITH THE LATEST EDITION OF THE AMERICAN STANDARD FOR NURSERY STOCK, ANSI Z60.1.
- SEE PLANTING DETAILS FOR PLANT PIT DIMENSIONS, BACKFILL REQUIREMENTS, AND INSTALLATION NOTES. ALL TREES TO BE STAKED OR GUYED PER DETAILS ON SHEET L4.2.
- ALL PLANTS WILL BE INSPECTED BY THE OWNER'S REPRESENTATIVE PRIOR TO THE DELIVERY TO THE SITE. ALL TREE LOCATIONS AND EDGES OF NEW PLANTING BEDS ARE TO BE STAKED FOR APPROVAL BY THE OWNER'S REPRESENTATIVE PRIOR TO INSTALLATION.
- LANDSCAPE CONTRACTOR IS RESPONSIBLE FOR ANY COORDINATION WITH SUBCONTRACTORS AS REQUIRED TO ACCOMPLISH PLANTING OPERATIONS.
- LANDSCAPE CONTRACTOR SHALL PROVIDE PER-UNIT COSTS FOR EVERY SIZE OF PLANT MATERIALS, AND BY TYPE AS CALLED OUT ON PLANS. UNIT COSTS TO INCLUDE THE PLANT MATERIAL ITSELF AND INSTALLATION, INCLUDING ALL LABOR, AMENDMENTS, FERTILIZERS, ETC. AS DETAILED AND SPECIFIED FOR EACH SIZE.
- LANDSCAPE CONTRACTOR IS RESPONSIBLE TO DO THEIR OWN QUANTITY TAKEOFFS FOR ALL PLANT MATERIALS AND SIZES SHOWN ON PLANS.
- COORDINATE INSTALLATION OF LARGE PLANT MATERIAL WITH FOOTINGS AND PAVEMENTS. ANY DAMAGE TO IMPROVEMENTS BY OTHERS IS THE RESPONSIBILITY OF THE LANDSCAPE CONTRACTOR.
- THE LANDSCAPE CONTRACTOR SHALL ALLOW FOR THE ADDITION OF SPECIFIED QUANTITIES OF SOIL AMENDMENTS, CONDITIONERS AND MULCH IN SOIL PREPARATION AND FINISH GRADING.
- IMPORTED SOIL SHALL BE USED TO SUPPLEMENT EXISTING SOIL AS NECESSARY TO MEET THE FINISHED GRADING REQUIREMENTS OF PLANTING AREAS.
- THE LANDSCAPE CONTRACTOR SHALL PERFORM A STANDARD AGRICULTURAL SUITABILITY ANALYSIS OF EXISTING SOIL PROPOSED FOR PLANTING AT HIS EXPENSE AND INCORPORATE RECOMMENDATIONS PER DENVER WATER AMENDMENT REQUIREMENTS PRIOR TO PLANTING.
- INSTALL A MINIMUM OF 4 CUBIC YARDS OF SOIL AMENDMENT PER 1000 SQUARE FEET OF PERMEABLE AREA TO BE PLANTED WITH SOD, SHRUBS, GRASSES, OR PERENNIALS. AMENDMENT SUPPLIER SHALL BE AT ORGANICS OF EATON, COLORADO.
- ALL TREES, SHRUBS, PERENNIALS, SOD AND SEEDED AREAS SHALL BE GUARANTEED TO REMAIN ALIVE AND HEALTHY FOR A 12-MONTH PERIOD AFTER INITIAL ACCEPTANCE. REPLACEMENTS SHALL BE GUARANTEED AN ADDITIONAL 12-MONTHS UNTIL FINAL ACCEPTANCE. ALL REPLACEMENT COSTS SHALL BE BORN BY THE CONTRACTOR.
- TAKE ALL DIMENSIONS PERPENDICULAR TO ANY REFERENCE LINE, CENTERLINE, OR BACK OF CURB.
- STREET TREES SHALL BE PLACED 5'-0" MIN. FROM BURIED UTILITIES.
- TREE WRAPPING MATERIAL SHALL BE FOUR INCHES WIDE, BITUMINOUS IMPREGNATED TAPE, CORRUGATED OR CREPE PAPER, BROWN IN COLOR, SPECIFICALLY MANUFACTURED FOR TREE WRAPPING. TREES SHALL BE WRAPPED BETWEEN OCTOBER 15 AND NOVEMBER 1 OF THE YEAR THEY ARE PLANTED. NO TREE WRAPPING SHALL BE PERMITTED UNTIL A LICENSED LANDSCAPE CONTRACTOR OR CERTIFIED ARBORIST HAS INSPECTED THE TREE. IT IS THE DUTY OF THE CONTRACTOR TO WRAP DECIDUOUS TREES DURING THE ONE-YEAR WARRANTY PERIOD.
- WINTER WATERING SHALL BE AT THE EXPENSE OF THE CONTRACTOR UNTIL SUCH TIME AS FINAL ACCEPTANCE IS RECEIVED.


GENERAL NOTES:

- THE BASE INFORMATION PROVIDED BY ENGINEER. REFER TO SURVEY, PLAT, ROADWAY AND UTILITY DRAWINGS AND OTHER AVAILABLE DOCUMENTS FOR PROPERTY LIMITS, EXISTING CONDITIONS, AND HORIZONTAL AND VERTICAL CONTROL. IT IS THE LANDSCAPE CONTRACTOR'S RESPONSIBILITY TO FIELD VERIFY ALL MATERIAL LOCATIONS AND NOTIFY THE OWNER'S REPRESENTATIVE OF ANY DISCREPANCIES THAT ARE FOUND.
- THE CONTRACTOR SHALL HAVE ONE (1) APPROVED COPY OF PLANS AND SPECIFICATIONS AT THE JOB SITE AT ALL TIMES. THOROUGHLY REVIEW THE SITE CONDITIONS, DRAWINGS, AND TECHNICAL SPECIFICATIONS PRIOR TO CONSTRUCTION. COMPLETE THE WORK OF THIS PROJECT IN ACCORDANCE WITH APPROVED DRAWINGS.
- ANYTHING MENTIONED IN THE TECHNICAL SPECIFICATIONS AND NOT SHOWN ON THE DRAWINGS, OR SHOWN ON THE DRAWINGS AND NOT MENTIONED IN THE TECHNICAL SPECIFICATIONS SHALL NOT BE OF LIKE EFFECT AS IF SHOWN ON OR MENTIONED IN BOTH.
- NOTES AND DETAILS ON SPECIFIC DRAWINGS TAKE PRECEDENCE OVER GENERAL NOTES. REFERENCE TO NORTH REFERS TO TRUE NORTH. REFERENCE TO SCALE IS FOR FULL SIZED DRAWINGS ONLY. DO NOT SCALE FROM DRAWINGS.
- CONTRACTOR IS ADVISED THAT ALL EXISTING TREES AND SHRUBS ARE TO REMAIN UNLESS SPECIFICALLY NOTED TO BE REMOVED IN THE PLANS. CARE SHALL BE TAKEN TO PROTECT ALL TREES AND SHRUBS FROM DAMAGE DURING CONSTRUCTION. ALL DAMAGES CAUSED BY THE CONTRACTOR S SHALL BE REPLACED AT THE CONTRACTOR'S EXPENSE.
- CONTRACTOR SHALL BE RESPONSIBLE FOR INSTALLING AND MAINTAINING ALL CONSTRUCTION BARRICADES, SIGNS, AND WARNING DEVICES NECESSARY DURING CONSTRUCTION.
- CONTRACTOR SHALL MAINTAIN A QUALIFIED SUPERVISOR ON SITE AT ALL TIMES DURING CONSTRUCTION.
- LANDSCAPE CONSTRUCTION SHALL CONFORM TO ALL APPLICABLE STATE AND LOCAL CODES AND ORDINANCES.
- CONTRACTOR SHALL COORDINATE AND OBTAIN ALL NECESSARY PERMITS TO PERFORM ALL PROPOSED WORK AND SHALL COMPLY WITH ALL NOTIFICATION AND INSPECTION REQUIREMENTS.
- CONTRACTOR SHALL EXAMINE THE SITE CONDITIONS UNDER WHICH THE WORK IS TO BE PERFORMED AND NOTIFY THE GENERAL CONTRACTOR IN WRITING OF UNSATISFACTORY CONDITIONS. DO NOT PROCEED UNTIL CONDITIONS HAVE BEEN CORRECTED.
- BEFORE COMMENCING WORK, CONTACT APPROPRIATE UTILITY COMPANIES FOR UTILITY LOCATIONS, AND COORDINATE WITH THE GENERAL CONTRACTOR IN REGARD TO LOCATION OF PROPOSED UTILITIES, IRRIGATION SLEEVES, CONDUITS, (ETC). LANDSCAPE CONTRACTOR SHALL BE RESPONSIBLE FOR ANY MODIFICATIONS OR DAMAGES TO THE UTILITY LINES, STRUCTURES OR INJURIES THEREFROM. FOR EXISTING UTILITY INFORMATION CONTACT "THE UTILITY NOTIFICATION CENTER OF COLORADO" AT 1-800-922-1987. A MINIMUM OF THREE (3) BUSINESS DAY NOTICE IN ADVANCE OF LOCATIONS NEEDED ARE REQUIRED.
- CONTRACTOR TO SUBMIT SAMPLES OF MISCELLANEOUS LANDSCAPE & HARDSCAPE MATERIALS TO OWNER'S REPRESENTATIVE FOR APPROVAL PRIOR TO INSTALLATION, IE.; MULCH, EDGER, SANDSTONE BOULDERS (ETC).
- ALL MATERIAL AND WORKMANSHIP SHALL BE GUARANTEED AND MAINTAINED FOR ONE YEAR FROM THE DATE OF INITIAL ACCEPTANCE. ALL REPLACEMENT COSTS SHALL BE BORNE BY THE CONTRACTOR.
- ALL LANDSCAPE CONSTRUCTION PRACTICES, WORKMANSHIP, AND ETHICS SHALL, BE IN ACCORDANCE WITH INDUSTRY STANDARDS SET FORTH IN THE CONSTRUCTION HANDBOOK PUBLISHED BY THE COLORADO LANDSCAPE CONTRACTOR'S ASSOCIATION.



BOULDER ASSOCIATES

1426 PEARL STREET, SUITE 300
BOULDER, COLORADO 80302
303.499.7795



ADVENTHEALTH PARKER FACILITY EXPANSION

CROWN POINT, 30TH AMDMT
LOT 1, TRACT A & B
PARKER, CO 80138

DESCRIPTION	DATE
1ST SUBMITTAL	06/03/2024

DATE
06/03/2024

PARKER PROJECT NUMBER
SP24-XXX

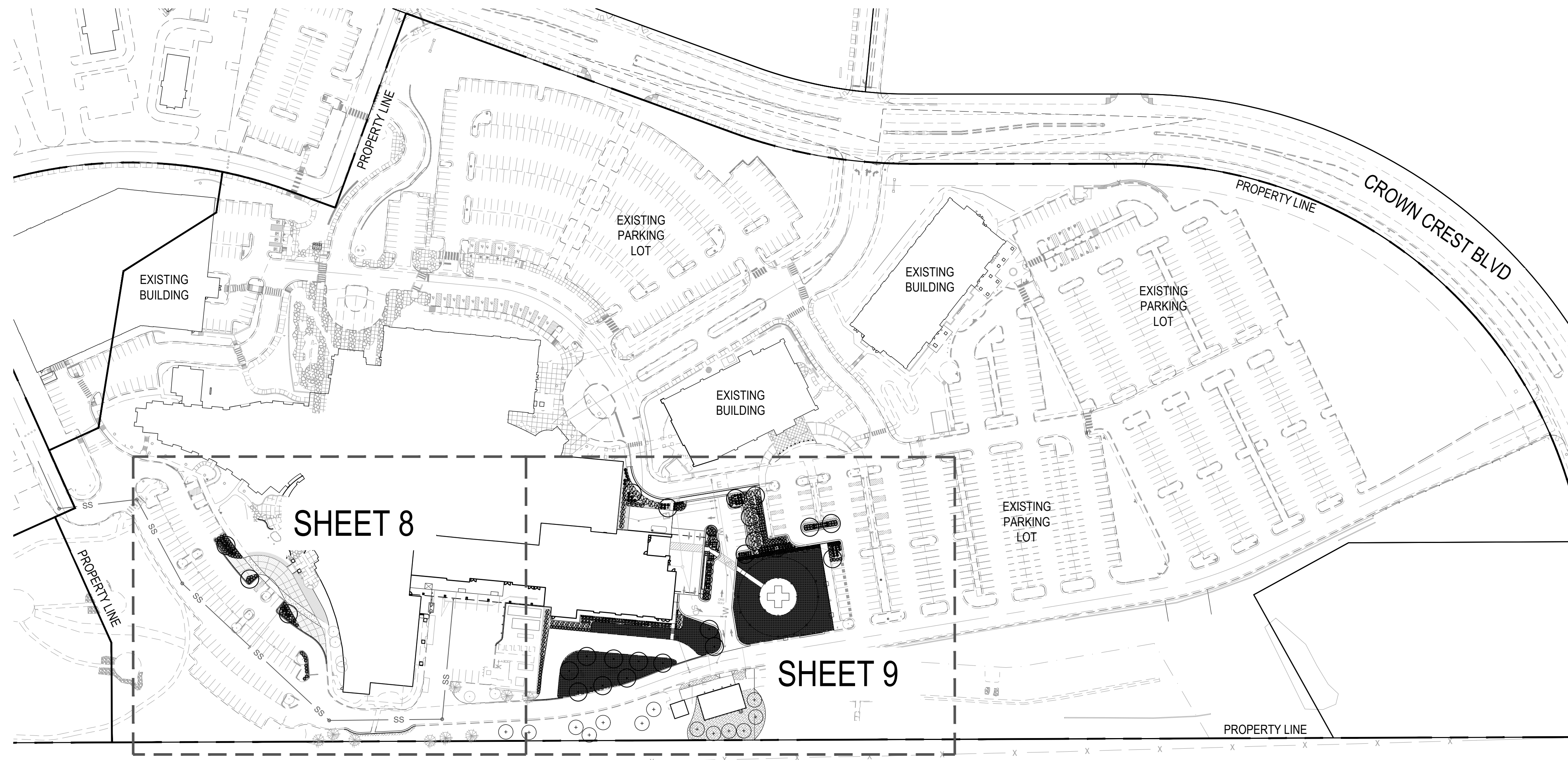
SHEET TITLE
**LANDSCAPE
COVER SHEET**

DRAWING NUMBER

6 of 19

CROWN POINT F#1 30TH AMENDMENT FILING NO. X - LOT 1, TRACT A & B

LOCATED IN THE NW 1/4, SECTION 10, TOWNSHIP 6 SOUTH, RANGE 66 WEST,
TOWN OF PARKER, DOUGLAS COUNTY, COLORADO.



OVERALL LANDSCAPE CHART:

LANDSCAPE AREA (1 TREE AND 5 SHRUBS PER 1,500 SF)	TREES REQ.	TREES PROVIDED	SHRUBS REQ.	SHRUBS PROVIDED
34,190 SF	23	44 (13 EVERGREEN TREES / 44 TOTAL TREES = 30%)	114	418



BOULDER ASSOCIATES

1426 PEARL STREET, SUITE 300
BOULDER, COLORADO 80302
303.499.7795



ADVENTHEALTH PARKER FACILITY EXPANSION

CROWN POINT, 30TH AMDMT
LOT 1, TRACT A & B
PARKER, CO 80138

DESCRIPTION	DATE
1ST SUBMITTAL	06/03/2024

1 LANDSCAPE PLAN
7 SCALE: 1"=100"

PARKING LOT ISLAND LANDSCAPE CHART:

ISLAND TYPE	AREA OF THE ISLAND	# OF TREES REQUIRED (1/162 FT)	# OF TREES PROVIDED	# OF SHRUBS REQUIRED (5/162 FT)	# OF SHRUBS PROVIDED
ISLAND 1	652 SQ. FT	1	1	38	38
ISLAND 2	120 SQ. FT	1	1	4	7
ISLAND 3	433 SQ. FT.	1	1	23	23
ISLAND 4	385 SQ. FT	1	1	20	23
ISLAND 5	316 SQ. FT	1	2	15	16
ISLAND 6	563 SQ. FT	1	1	32	41
ISLAND 7	337 SQ. FT	1	1	17	17
TOTALS:	2,696 SQ. FT	7	6	140	155

*(1) EXTRA TREE IS BEING PROVIDED = 10 SHRUBS.

DATE
06/03/2024

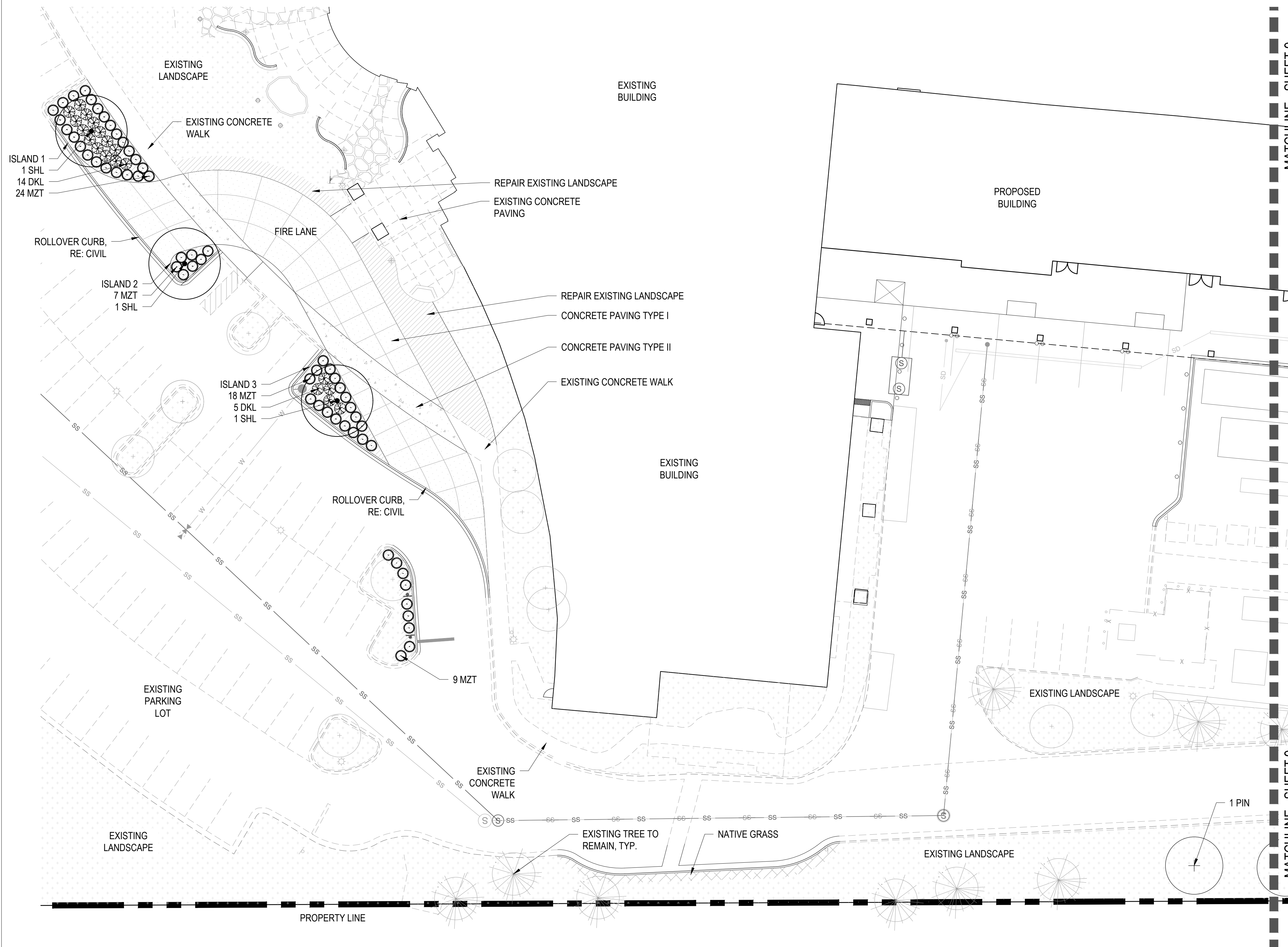
PARKER PROJECT NUMBER
SP24-XXX

SHEET TITLE
**OVERALL
LANDSCAPE PLAN**

DRAWING NUMBER
7 of 19

CROWN POINT F#1 30TH AMENDMENT FILING NO. X - LOT 1, TRACT A & B

LOCATED IN THE NW 1/4, SECTION 10, TOWNSHIP 6 SOUTH, RANGE 66 WEST,
TOWN OF PARKER, DOUGLAS COUNTY, COLORADO.



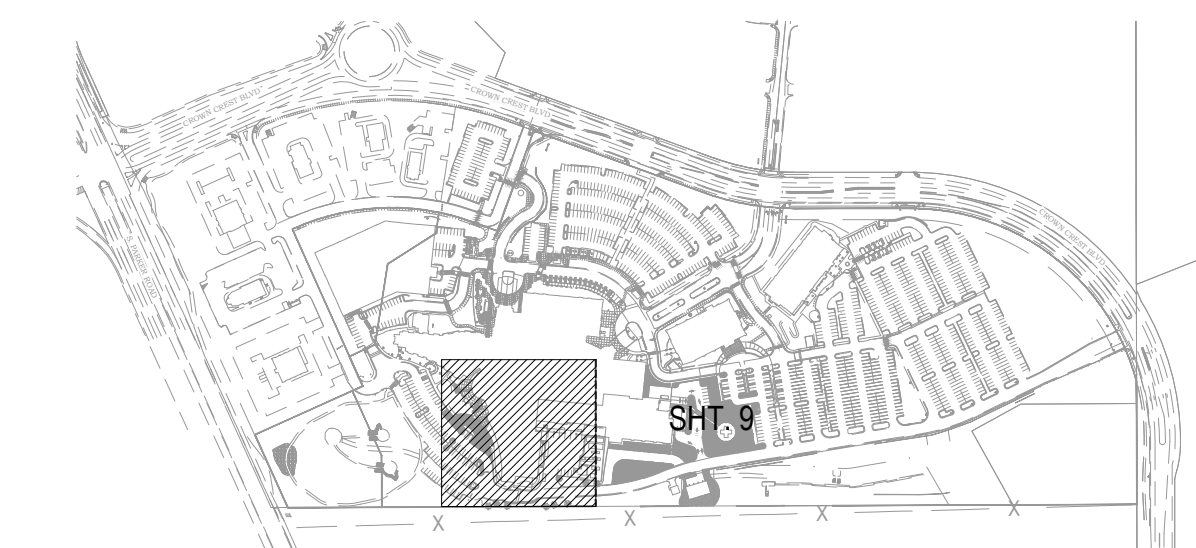
MATERIAL LEGEND:

- PROPERTY LINE
- MATCHLINE
- STEEL EDGER
- 3' CHAIN LINK FENCE
- CONCRETE PAVING TYPE I - VEHICULAR (6" TH) W/ TOOLED JOINTS
COLOR: INTEGRAL COLOR. COLOR: TBD
FINISH: LIGHT ACID ETCH
- CONCRETE PAVING TYPE II - VEHICULAR (6" TH) W/ TOOLED JOINTS
COLOR: STANDARD GRAY
FINISH: LIGHT BROOM
- 1-1/2" RIVER ROCK MULCH

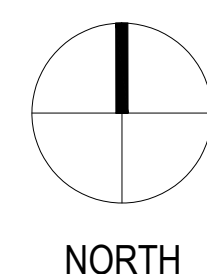
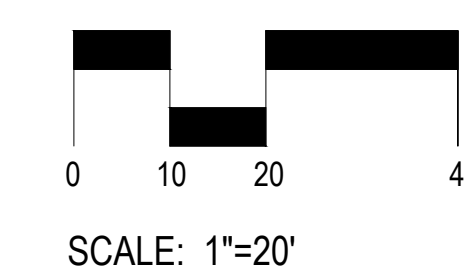
PLANTING LEGEND:

- DECIDUOUS SHADE TREE
- EXISTING TREE
- ORNAMENTAL TREE
- EVERGREEN TREE
- DECIDUOUS SHRUB
- EVERGREEN SHRUB
- ORNAMENTAL GRASSES
- PERENNIALS
- LOW GROW NATIVE SEED MIX
- NATURE'S PRAIRIE SOD
PRODUCER: TURF MASTERS LLC
- EXISTING LANDSCAPE

KEY MAP:



1 LANDSCAPE PLAN
8 SCALE: 1" = 20'



BOULDER ASSOCIATES
1426 PEARL STREET, SUITE 300
BOULDER, COLORADO 80302
303.499.7795



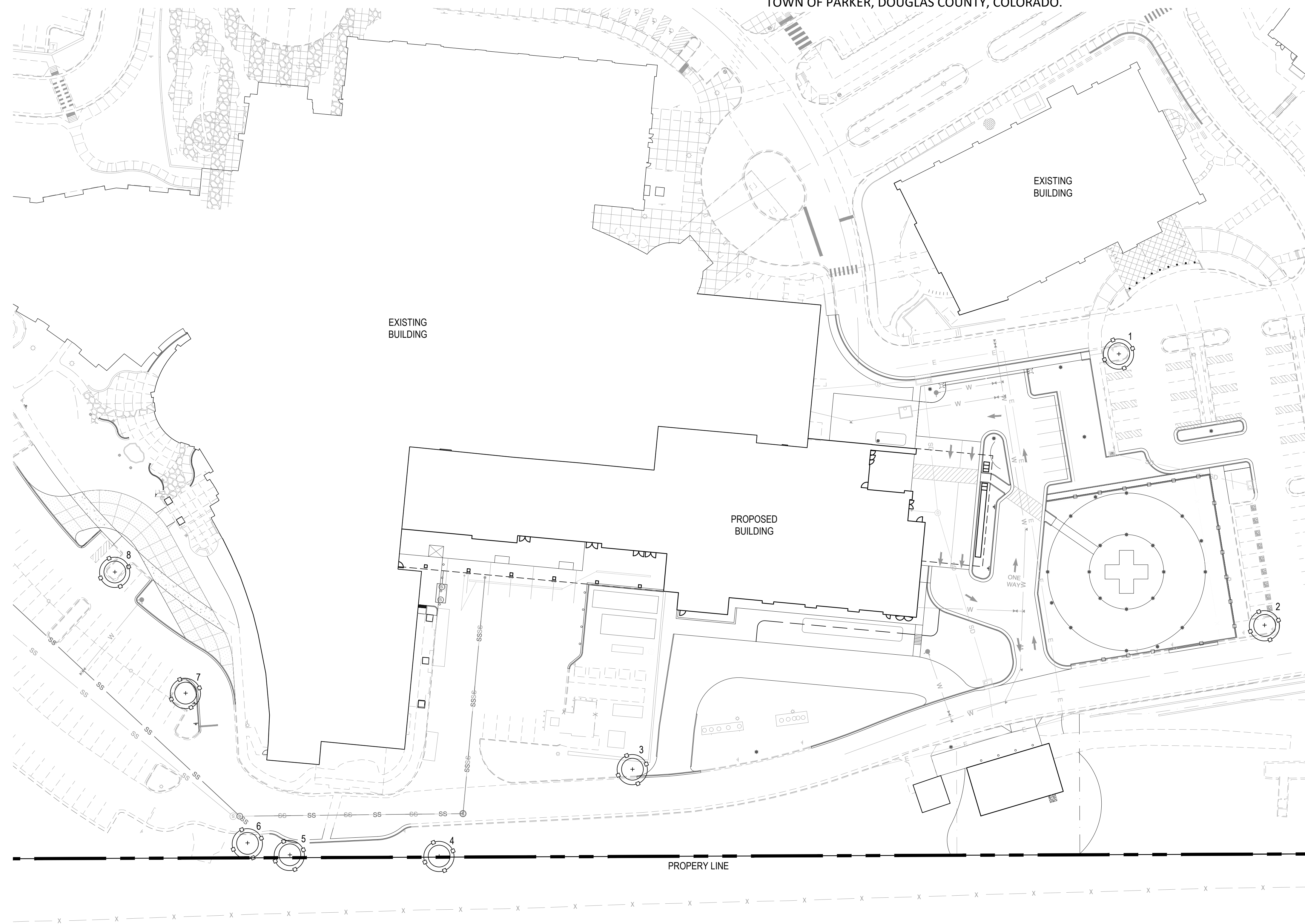
ADVENTHEALTH PARKER FACILITY EXPANSION

CROWN POINT, 30TH AMDMT
LOT 1, TRACT A & B
PARKER, CO 80138
SUBMITTALS
DESCRIPTION DATE
1ST SUBMITTAL 06/03/2024

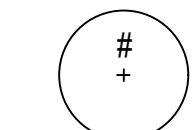
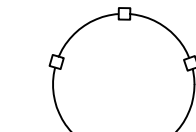

DATE
06/03/2024
PARKER PROJECT NUMBER
SP24-XXX
SHEET TITLE
**LANDSCAPE
PLAN**
DRAWING NUMBER
8 of 19

CROWN POINT F#1 30TH AMENDMENT FILING NO. X - LOT 1, TRACT A & B

LOCATED IN THE NW 1/4, SECTION 10, TOWNSHIP 6 SOUTH, RANGE 66 WEST,
TOWN OF PARKER, DOUGLAS COUNTY, COLORADO.




TREE CONSERVATION LEGEND:

-  EXISTING TREES TO BE PRESERVED
-  TREE PROTECTION FENCING, RE: DTL 2 / SHT. 12
-  PROPERTY LINE



BOULDER ASSOCIATES

1426 PEARL STREET, SUITE 300
BOULDER, COLORADO 80302
303.499.7795



SMITHGROUP

ADVENTHEALTH PARKER FACILITY EXPANSION

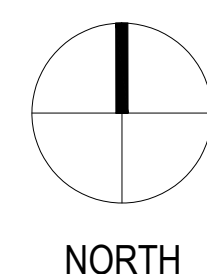
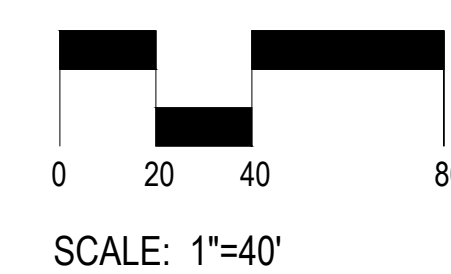
CROWN POINT, 30TH AMDMT
LOT 1, TRACT A & B
PARKER, CO 80138

DESCRIPTION	DATE
1ST SUBMITTAL	06/03/2024

5/28/2024 2:48:57 PM Autodesk Docs/723635.XM AdventHealth Parker Hospital (24/23635.00) AM Parker CS-A.rvt

THIS DRAWING IS UNLESS OTHERWISE NOTED TO FULL SCALE

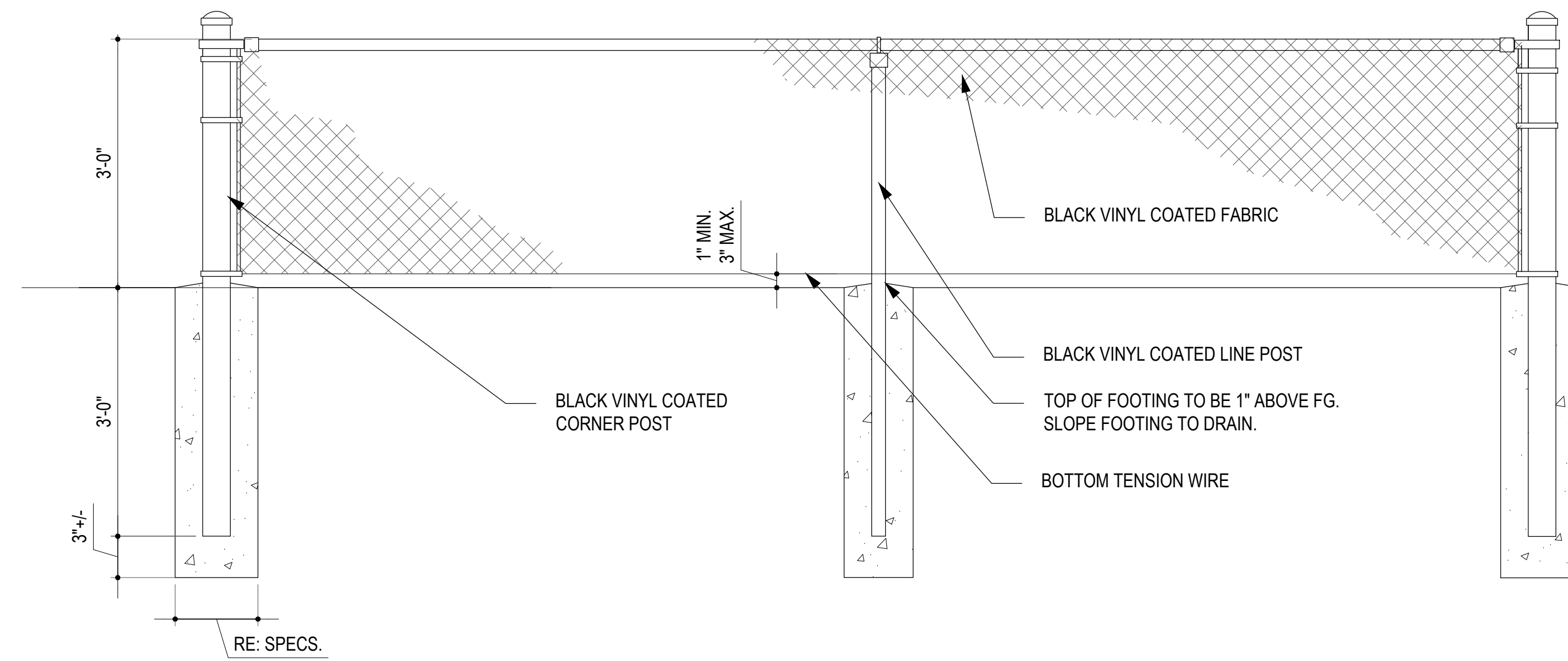
1 TREE CONSERVATION PLAN
10 SCALE: 1" = 40'



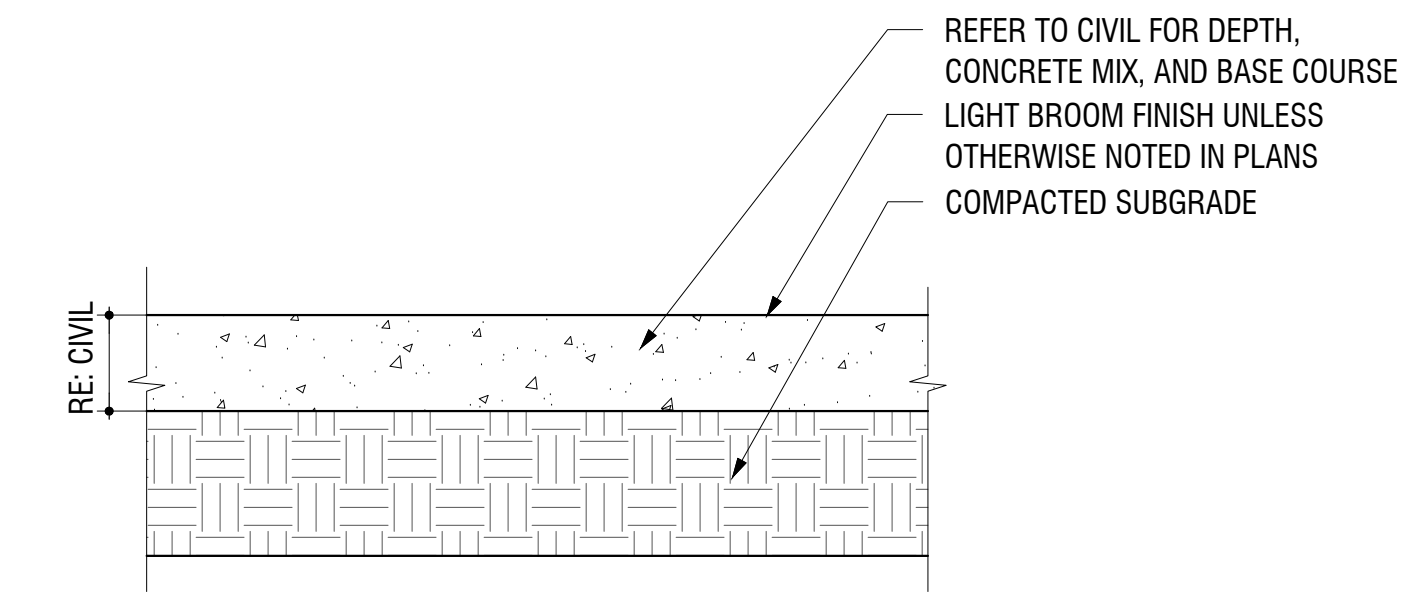
DATE 06/03/2024
PARKER PROJECT NUMBER SP24-XXX
SHEET TITLE TREE CONSERVATION PLAN
DRAWING NUMBER 10 of 19

CROWN POINT F#1 30TH AMENDMENT FILING NO. X - LOT 1, TRACT A & B

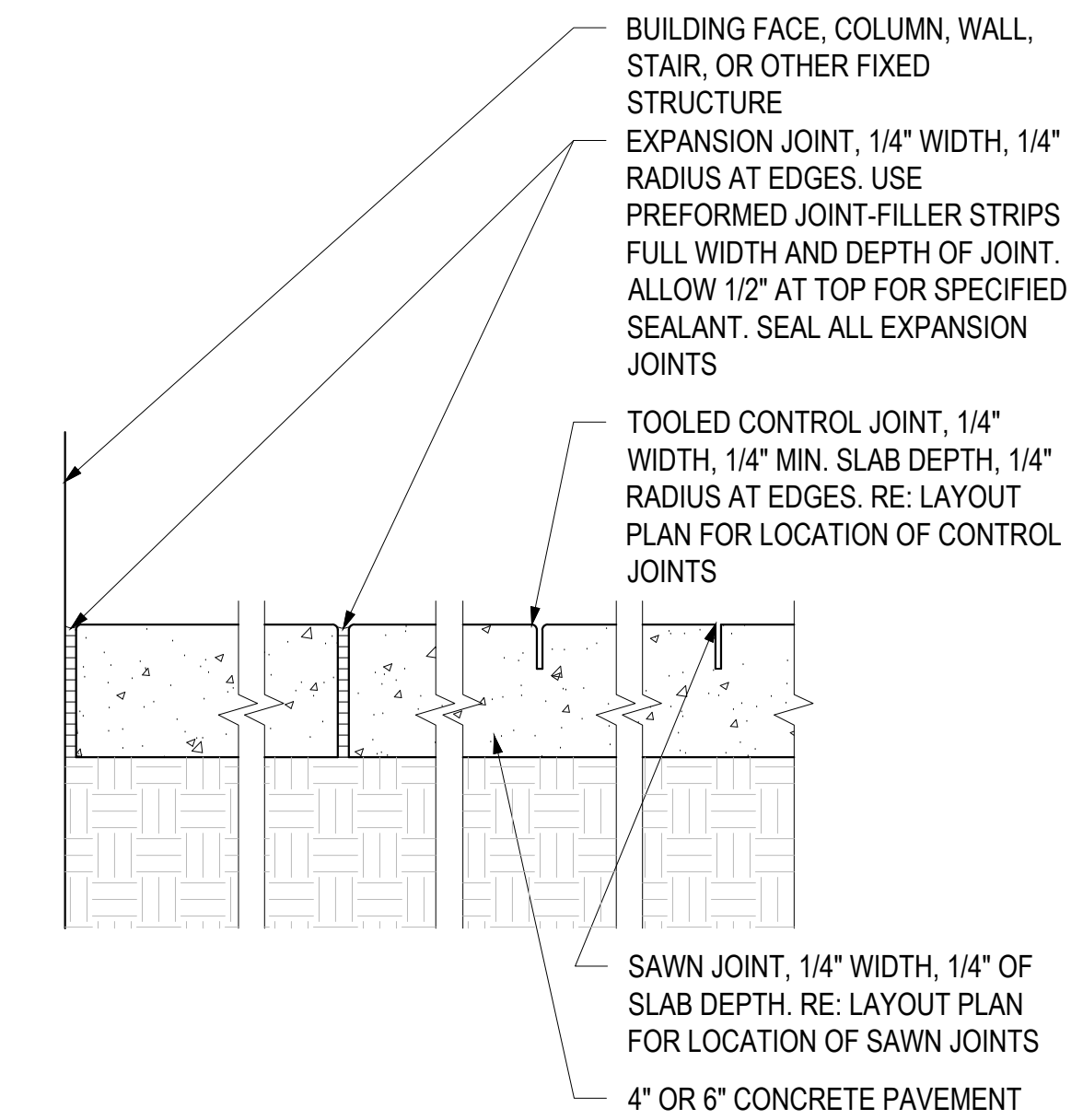
LOCATED IN THE NW 1/4, SECTION 10, TOWNSHIP 6 SOUTH, RANGE 66 WEST,
TOWN OF PARKER, DOUGLAS COUNTY, COLORADO.



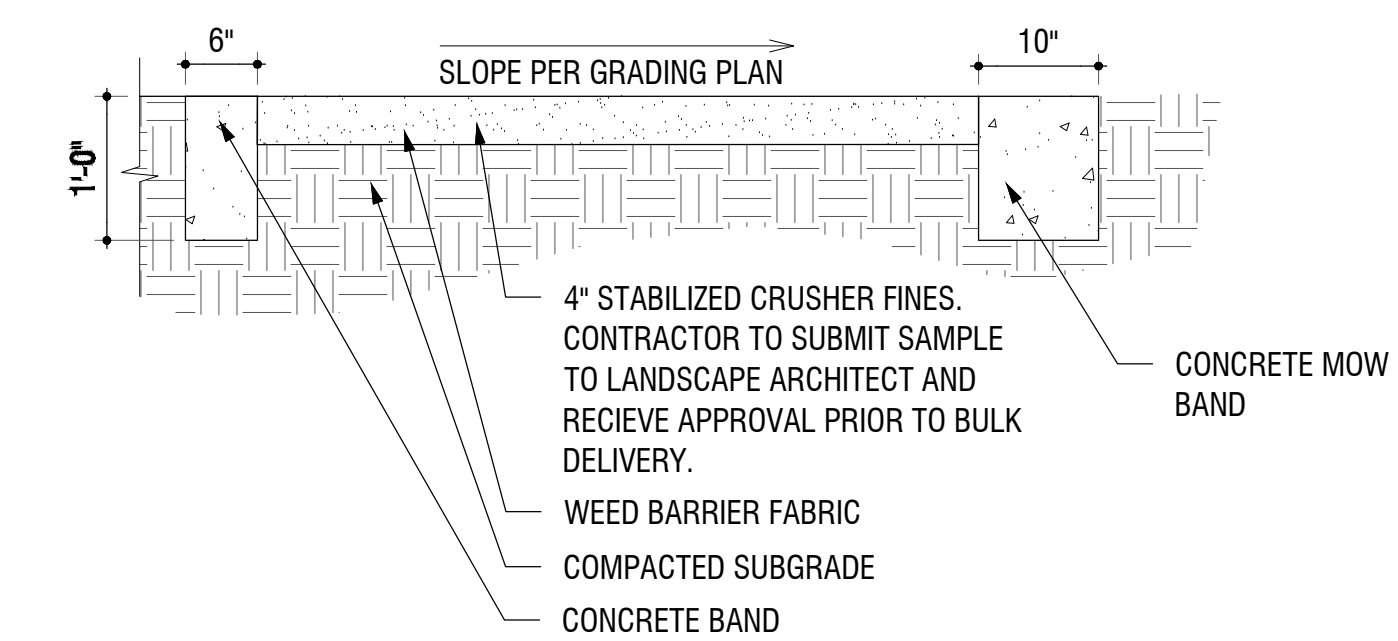
4
11 3' CHAIN LINK DETAIL
SCALE: 1/2" = 1'-0"



1
11 CONCRETE PAVING DETAIL - PEDESTRIAN
SCALE: 1 1/2" = 1'-0"



2
11 CONCRETE JOINTING
SCALE: 1-1/2" = 1'-0"



3
11 CRUSHER FINES DETAIL
SCALE: 3/4" = 1'-0"



BOULDER ASSOCIATES

1426 PEARL STREET, SUITE 300
BOULDER, COLORADO 80302
303.499.7795



SMITHGROUP

ADVENTHEALTH
PARKER FACILITY
EXPANSION

CROWN POINT, 30TH AMDMT
LOT 1, TRACT A & B
PARKER, CO 80138

DESCRIPTION	DATE
1ST SUBMITTAL	06/03/2024

DATE
06/03/2024

PARKER PROJECT NUMBER
SP24-XXX

SHEET TITLE

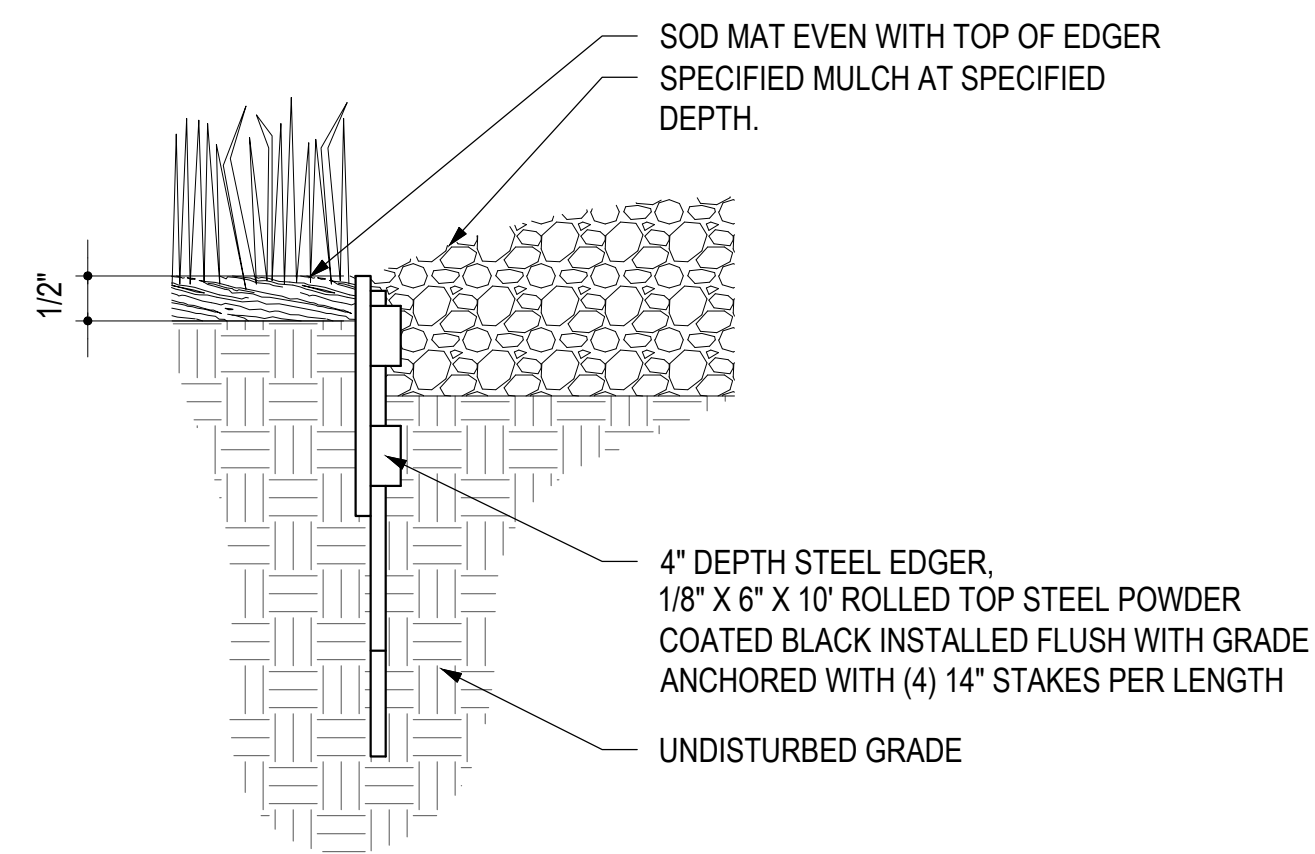
SITE DETAILS

DRAWING NUMBER

11 of 19

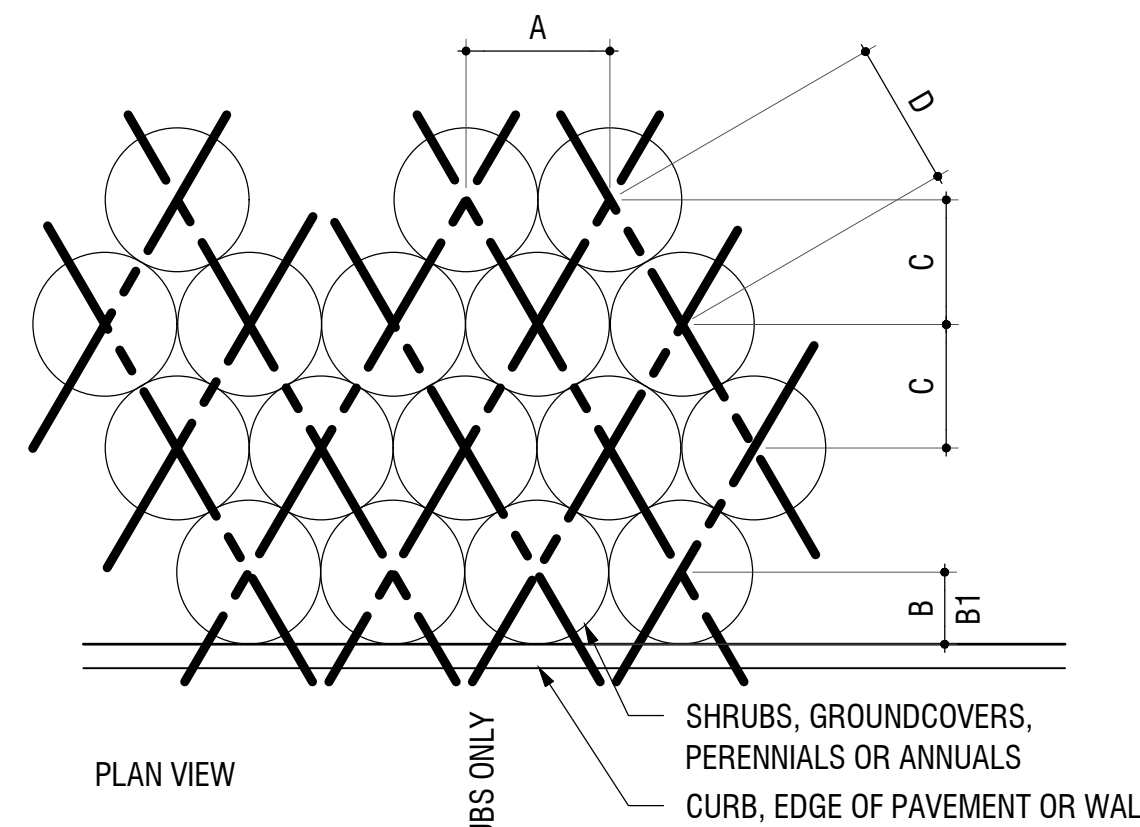
CROWN POINT F#1 30TH AMENDMENT FILING NO. X - LOT 1, TRACT A & B

LOCATED IN THE NW 1/4, SECTION 10, TOWNSHIP 6 SOUTH, RANGE 66 WEST,
TOWN OF PARKER, DOUGLAS COUNTY, COLORADO.



6 STEEL EDGER DETAIL

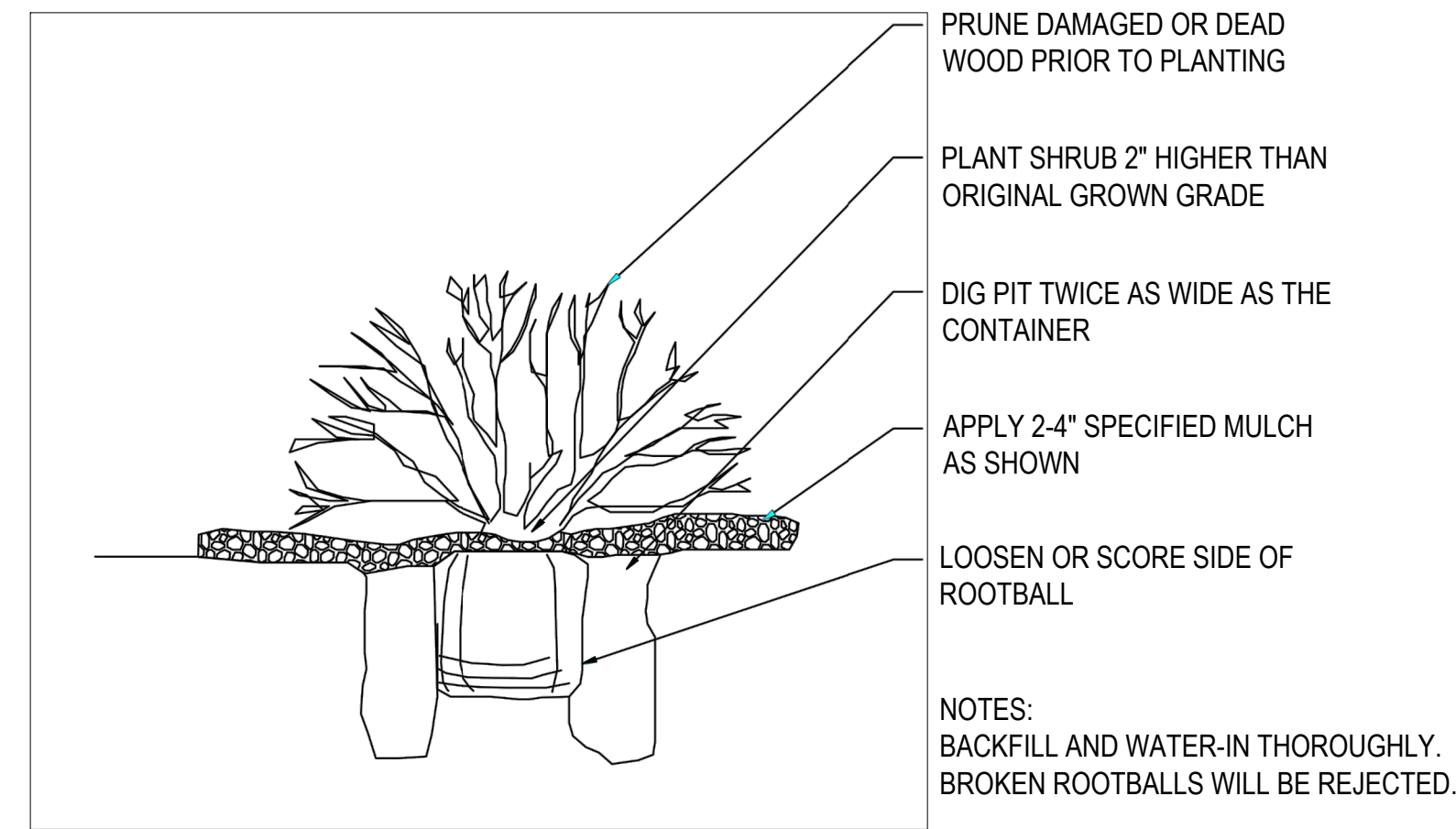
12 SCALE: 3/4" = 1'-0"



PLANT SPACING	A	B	B1	C	D
6"	6"	6"	6"	5"	6"
8"	8"	6"	8"	7"	8"
12"	12"	6"	12"	10"	12"
18"	18"	8"	18"	15"	18"
24"	24"	18"	24"	20"	24"
30"	30"	18"	30"	26"	30"
36"	36"	24"	36"	31"	36"
48"	48"	24"	48"	41"	48"

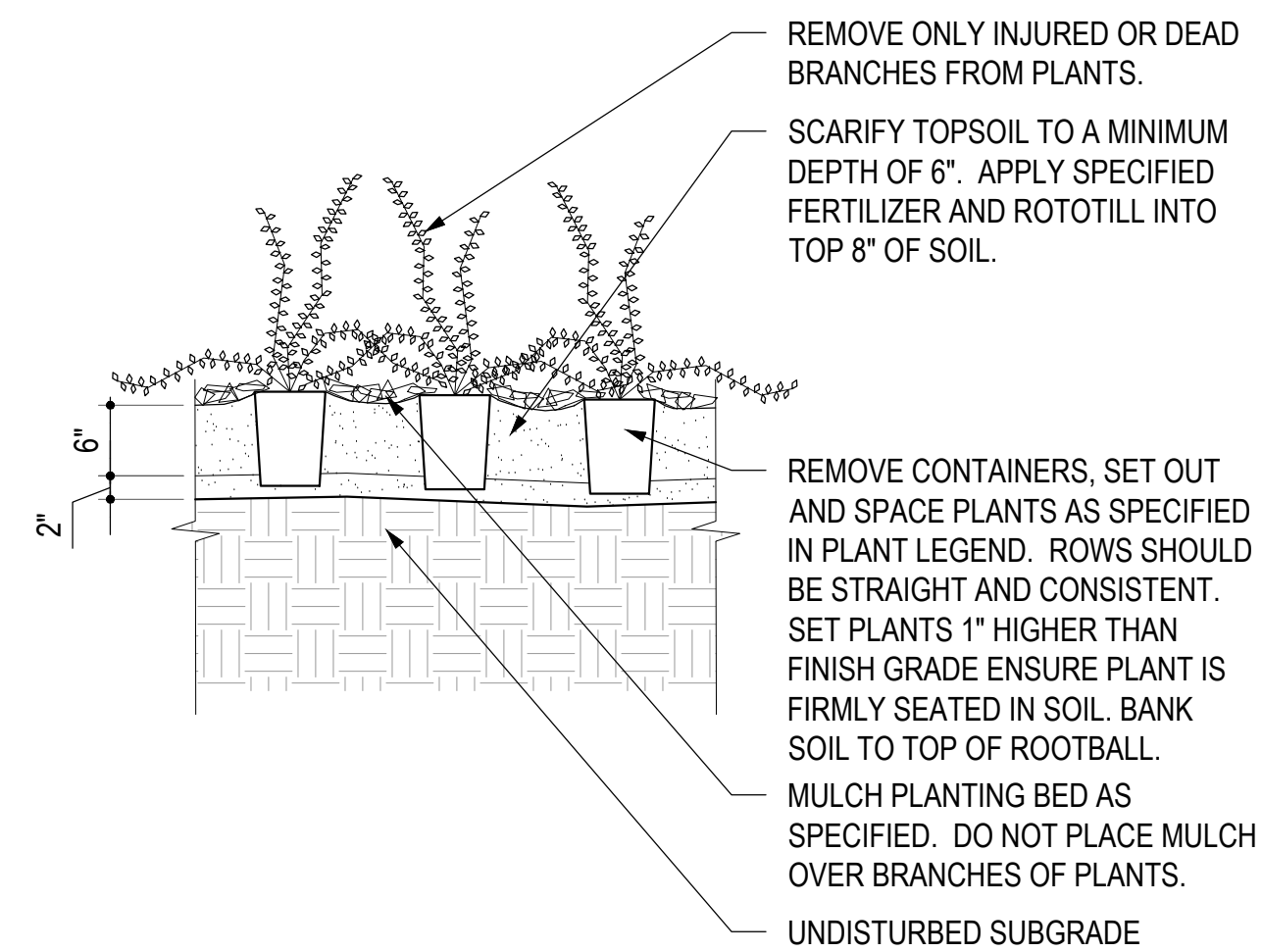
7 PLANT SPACING DETAIL

12 SCALE: 3/4" = 1'-0"



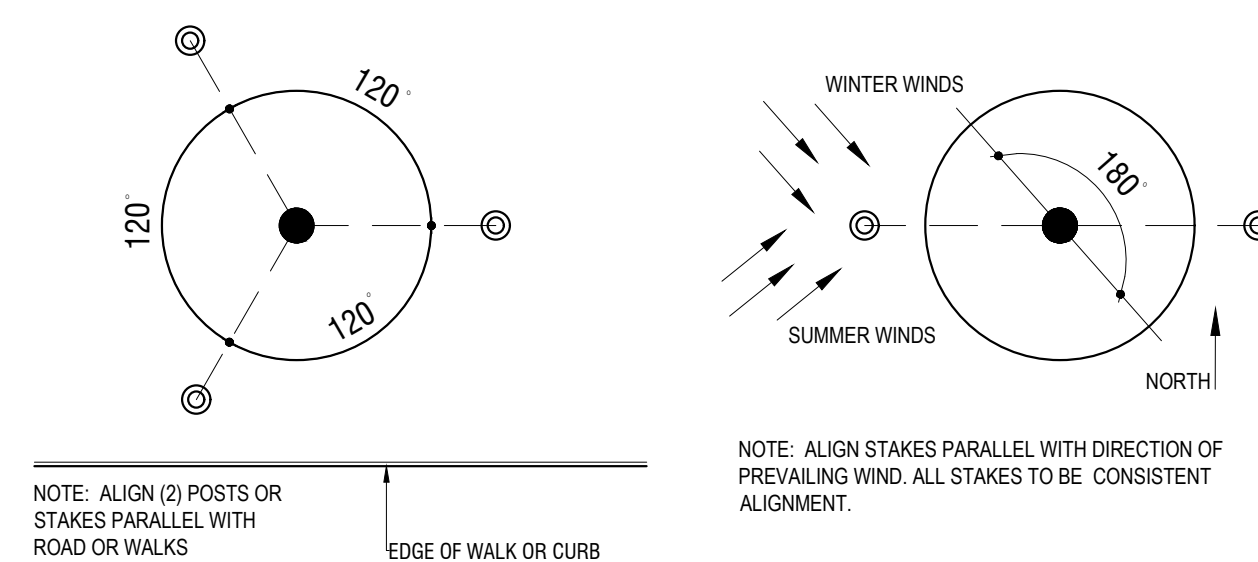
3 SHRUB PLANTING DETAIL

12 SCALE: 1/2" = 1'-0"



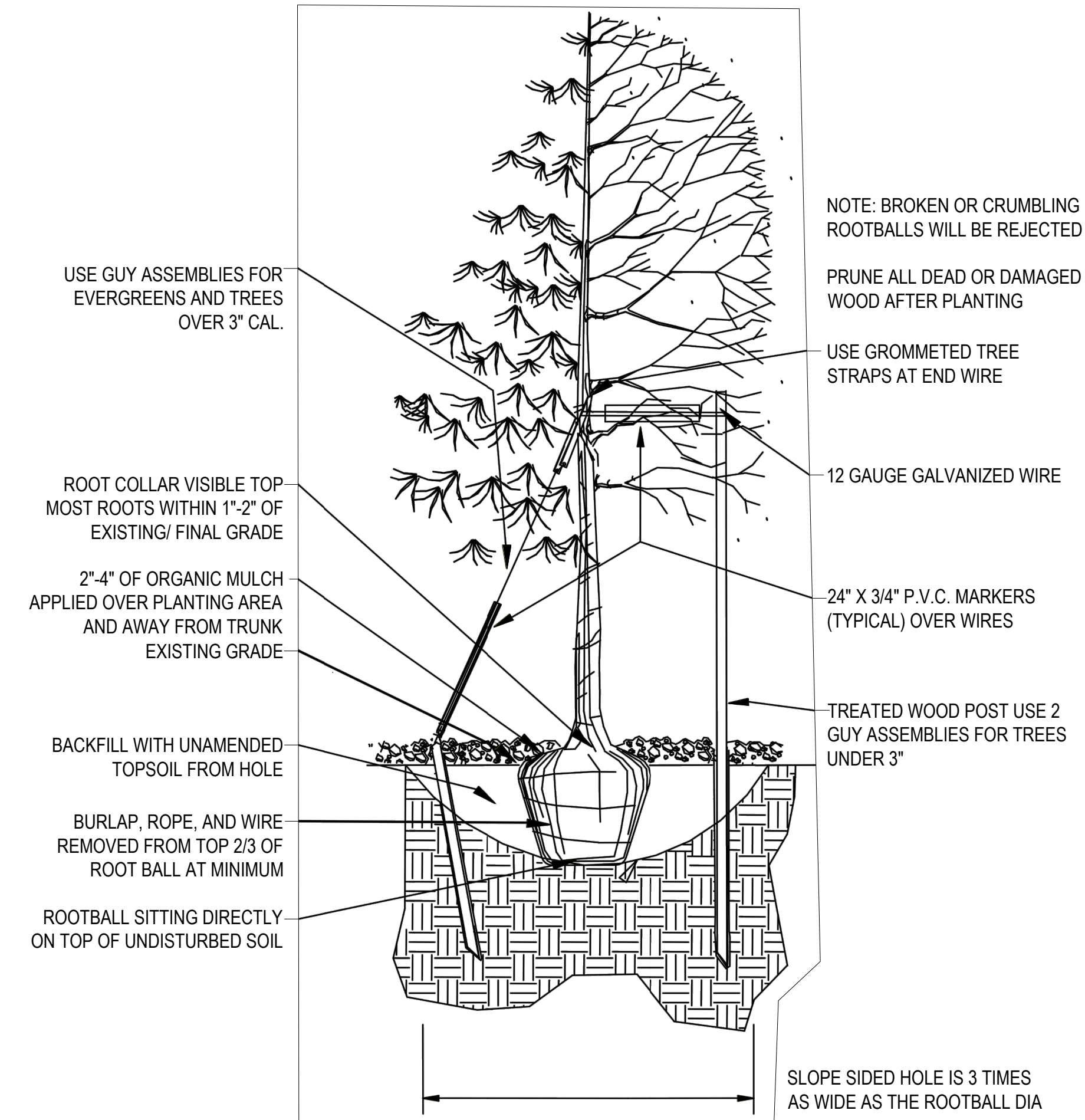
4 GROUNDCOVER DETAIL

12 SCALE: 3/4" = 1'-0"



5 TREE GUYING DETAIL

12 SCALE: 3/4" = 1'-0"



1 TREE PLANTING DETAIL

12 SCALE: 1/2" = 1'-0"

AREA 1
DENOTES PERIMETER OF TREE PROTECTION ZONE (TPZ)
TREE PROTECTION ZONE MUST BE IN PLACE PRIOR TO COMMENCEMENT OF WORK. TPZ MAY NOT BE RESIZED OR REMOVED AT ANY TIME WITHOUT PRIOR APPROVAL FROM OTF. WORK WITHIN THE CRZ MUST TAKE PLACE IN ACCORDANCE WITH THE CONDITIONS ESTABLISHED BY THE OTF. DIGGING, GRUBBING, EXCAVATING, TRENCHING, CHANGING OF GRADE, OR OTHER ACTIONS THAT MAY POTENTIALLY IMPACT THE ROOTING ENVIRONMENT IS STRICTLY PROHIBITED.



TREE PROTECTION ZONE SIGNS SHALL BE POSTED AND SHALL REMAIN IN PLACE SO LONG AS TREE PROTECTION FENCING IS IN PLACE
T-POSTS WITH ORANGE CONSTRUCTION FENCING


AREA 3
TRUNK PROTECTION IS REQUIRED IF CONSTRUCTION OCCURS WITHIN TEN FEET OR LESS OF TRUNK. CONSTRUCTION INSIDE CRZ IS ONLY PERMITTED WHEN EQUIPMENT IS OPERATED EXCLUSIVELY ON EXISTING HARDSCAPE, AND NO SOIL COMPACTION TAKES PLACE. ANY WORK IN CRZ MUST BE APPROVED BY OFFICE OF THE TOWN FORESTER PRIOR TO COMMENCEMENT OF ACTIVITY.

2 TREE PRESERVATION DETAIL

12 SCALE: 3/4" = 1'-0"



BOULDER ASSOCIATES
1426 PEARL STREET, SUITE 300
BOULDER, COLORADO 80302
303.499.7795



ADVENTHEALTH
PARKER FACILITY
EXPANSION

CROWN POINT, 30TH AMDMT
LOT 1, TRACT A & B
PARKER, CO 80138

SUBMITTALS
DESCRIPTION DATE
1ST SUBMITTAL 06/03/2024

DATE
06/03/2024

PARKER PROJECT NUMBER
SP24-XXX

SHEET TITLE
PLANTING
DETAILS

DRAWING NUMBER

12 of 19

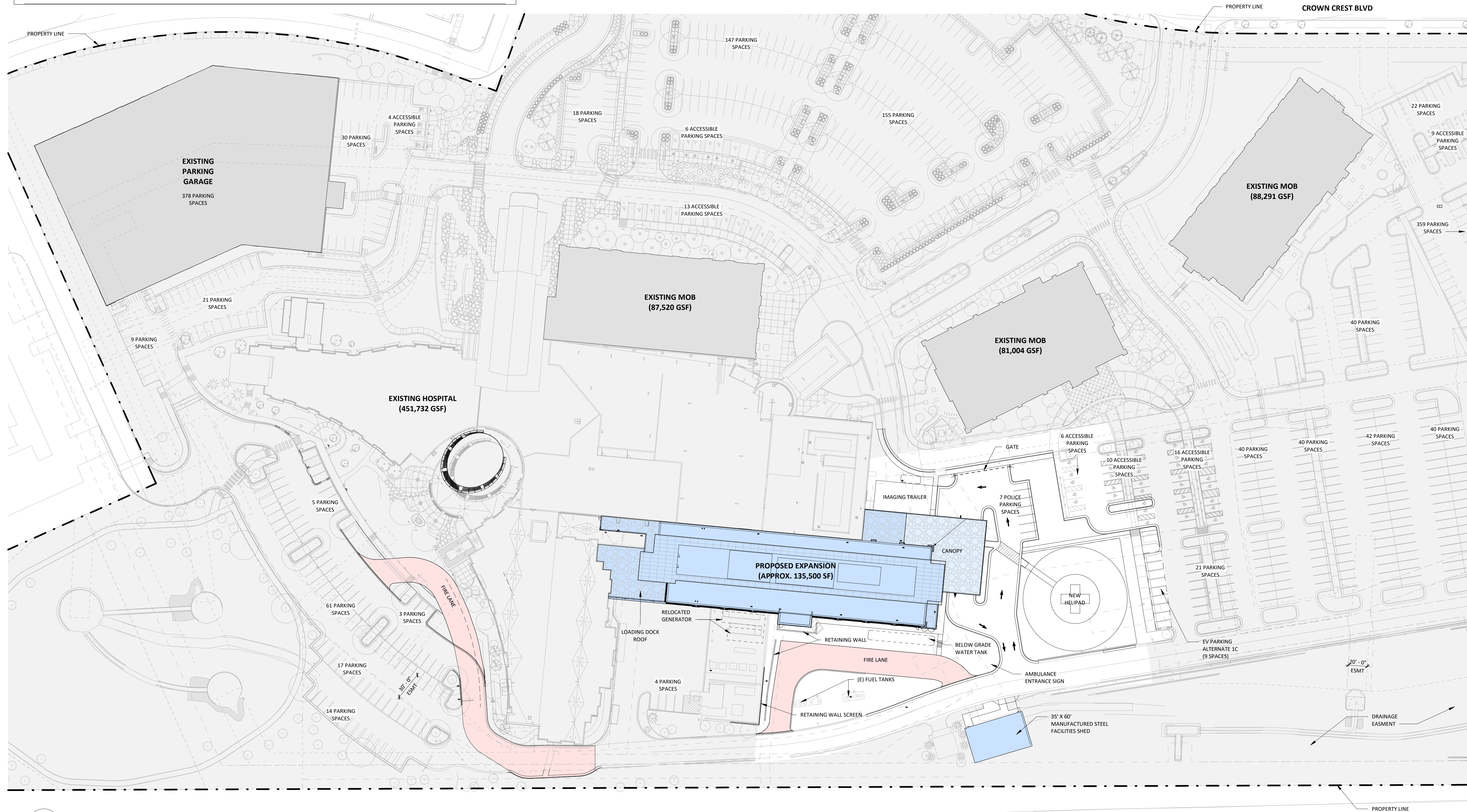
CROWN POINT F#1 30TH AMENDMENT FILING NO. X - LOT 1, TRACT A & B

LOCATED IN THE NW 1/4, SECTION 10, TOWNSHIP 6 SOUTH, RANGE 66 WEST,
TOWN OF PARKER, DOUGLAS COUNTY, COLORADO.

PARKING ANALYSIS

EXISTING					
PARKING	BEDS	GFA (SF)	PARKING FORMULA	REQUIRED	PROVIDED
MEDICAL OFFICE BUILDINGS	-	256,815	1 PER 300 SF	856.05	1,601
HOSPITAL	179	-	1.5 PER PATIENT BED	268.50	88
ACCESSIBLE SPACES	-	-	20, PLUS 1 FOR EACH 100, OR FRACTION THEREOF, OVER 1000	22.00	88
				1,146.55	1,689

PROPOSED					
PARKING	BEDS	GFA (SF)	PARKING FORMULA	REQUIRED	PROVIDED
MEDICAL OFFICE BUILDINGS	-	256,815	1 PER 300 SF	856.05	1,482
HOSPITAL	269	-	1.5 PER PATIENT BED	403.50	64
ACCESSIBLE SPACES	-	-	20, PLUS 1 FOR EACH 100, OR FRACTION THEREOF, OVER 1000	23.00	9
ELECTRIC VEHICLE	-	-	-	-	9
				1,282.55	1,546



BOULDER ASSOCIATES
1426 PEARL STREET, SUITE 300
BOULDER, COLORADO 80302
303.499.7795



ADVENTHEALTH PARKER FACILITY EXPANSION

CROWN POINT, 30TH AMDMT
LOT 1, TRACT A & B
PARKER, CO 80138
SUBMITTALS
DESCRIPTION DATE
1ST SUBMITTAL 06/03/2024

DATE
06/03/2024

PARKER PROJECT NUMBER
SP24-XXX

SHEET TITLE
**ARCHITECTURAL
SITE PLAN**

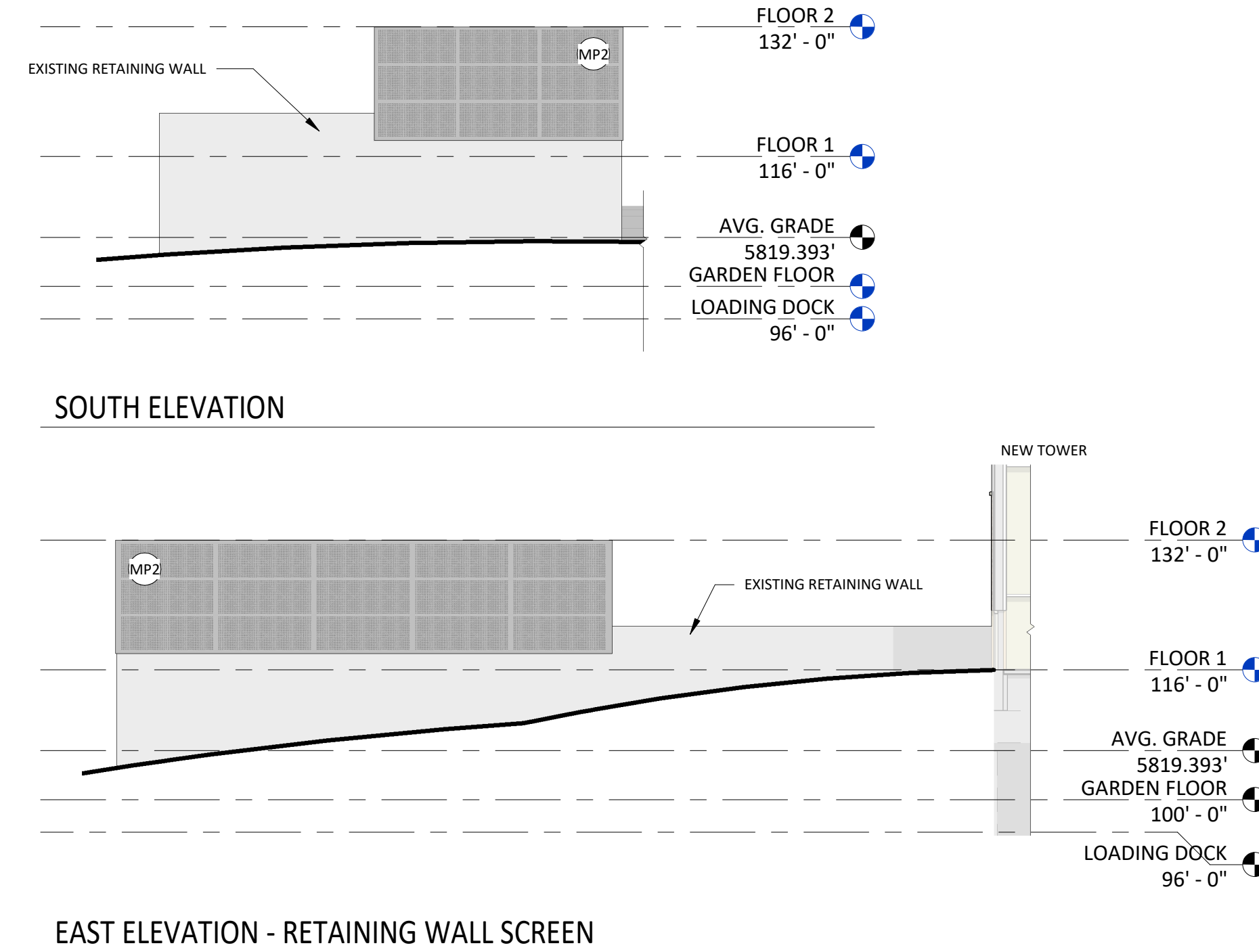
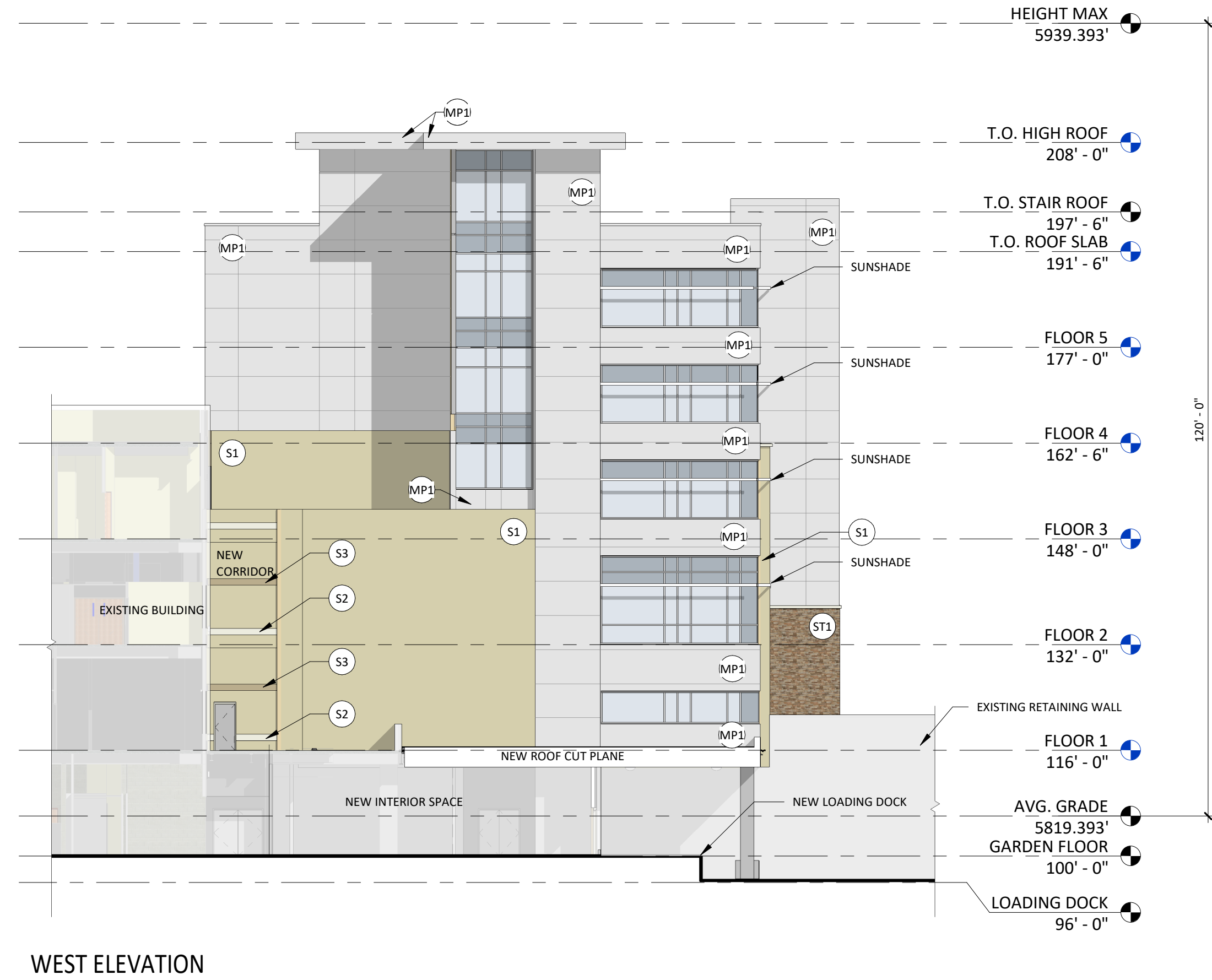
DRAWING NUMBER

13 of 19

6/3/2024 1:46:49 PM Autodesk Docs\728365.XM AdventHealth Parker Hospital R24\253635.00 AH Parker CS-Act

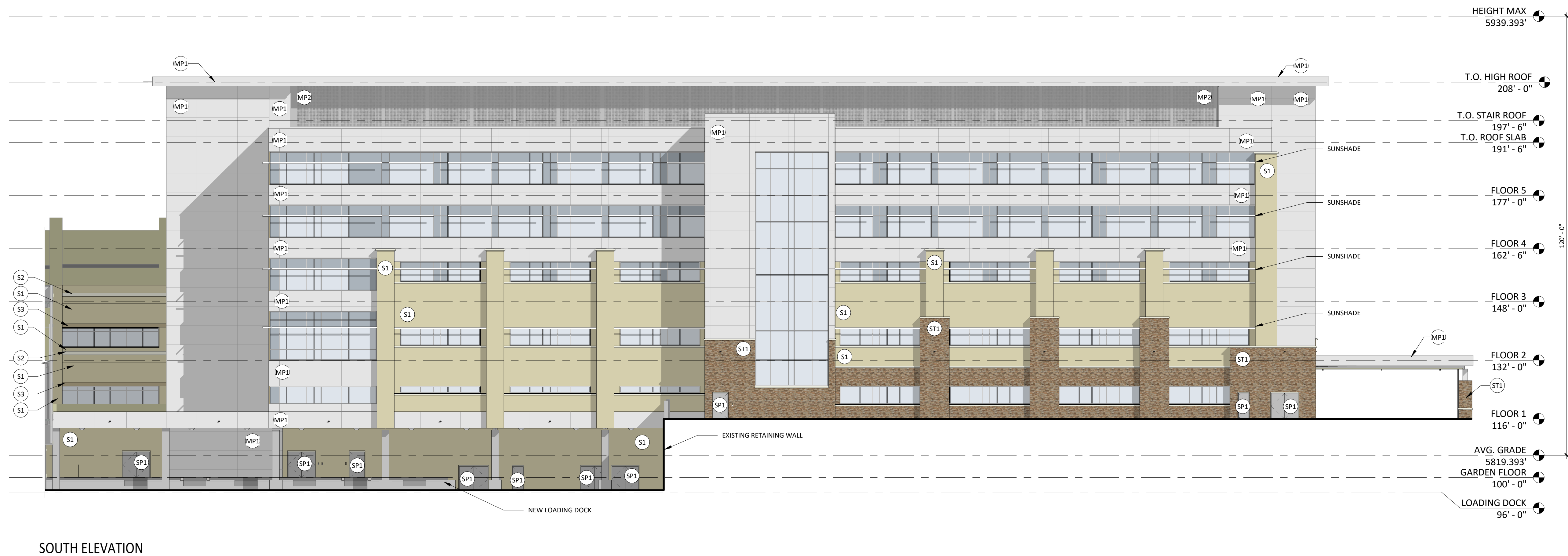
CROWN POINT F#1 30TH AMENDMENT FILING NO. X - LOT 1, TRACT A & B

LOCATED IN THE NW 1/4, SECTION 10, TOWNSHIP 6 SOUTH, RANGE 66 WEST,
TOWN OF PARKER, DOUGLAS COUNTY, COLORADO.



EXTERIOR ELEVATION MATERIAL LEGEND

S1	3/4" NOMINAL STUCCO (S1), COLOR TO MATCH EXISTING
S2	3/4" NOMINAL STUCCO (S2) OVER EPS FOAM INSULATION TRIM, COLOR TO MATCH EXISTING
S3	3/4" NOMINAL STUCCO (S3) OVER EPS FOAM INSULATION TRIM, COLOR TO MATCH EXISTING
ST1	MANUFACTURED STONE VENEER, CHERRY CREEK LEDGE (MATCH EXISTING)
PC1	PRECAST CONCRETE CAP, MIDWEST CAST STONE, COLOR: 1A
MP1	COMPOSITE METAL PANEL, ALUCOBOND, COLOR: CHAMPAGNE METALLIC
MP2	METAL PANEL ROOF SCREEN, PERFORATED
MP3	DECORATIVE ART SCREEN WALL, PERFORATED
SP	STEEL PAINTED, COLOR TO MATCH EXISTING (LIGHT GRAY)
BR	BRAKE METAL, COLOR TO MATCH EXISTING (LIGHT GRAY)
	VISION GLAZING, COLOR TO MATCH EXISTING
	SPANDREL GLAZING, COLOR TO MATCH EXISTING
	MULLION COLOR TO MATCH EXISTING (ANODIZED ALUMINUM)



BOULDER ASSOCIATES
1426 PEARL STREET, SUITE 300
BOULDER, COLORADO 80302
303.499.7795



**ADVENTHEALTH
PARKER FACILITY
EXPANSION**

CROWN POINT, 30TH AMDMT
LOT 1, TRACT A & B
PARKER, CO 80138

DESCRIPTION	DATE
1ST SUBMITTAL	06/03/2024

DATE 06/03/2024

PARKER PROJECT NUMBER SP24-XXX

SHEET TITLE
**EXTERIOR
ELEVATIONS**

DRAWING NUMBER

14 of 19

CROWN POINT F#1 30TH AMENDMENT FILING NO. X - LOT 1, TRACT A & B

LOCATED IN THE NW 1/4, SECTION 10, TOWNSHIP 6 SOUTH, RANGE 66 WEST,
TOWN OF PARKER, DOUGLAS COUNTY, COLORADO.



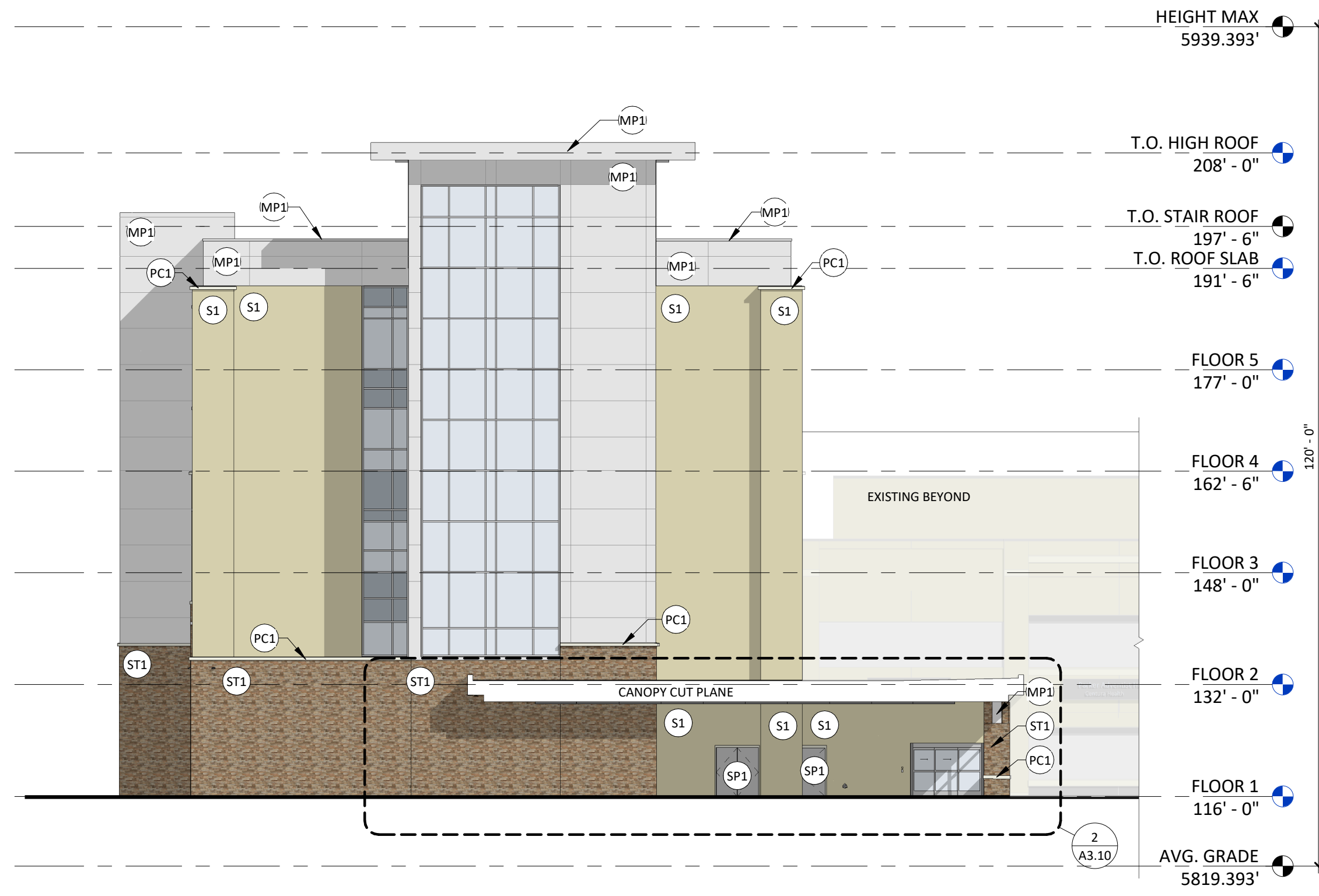
BOULDER ASSOCIATES
1426 PEARL STREET, SUITE 300
BOULDER, COLORADO 80302
303.499.7795



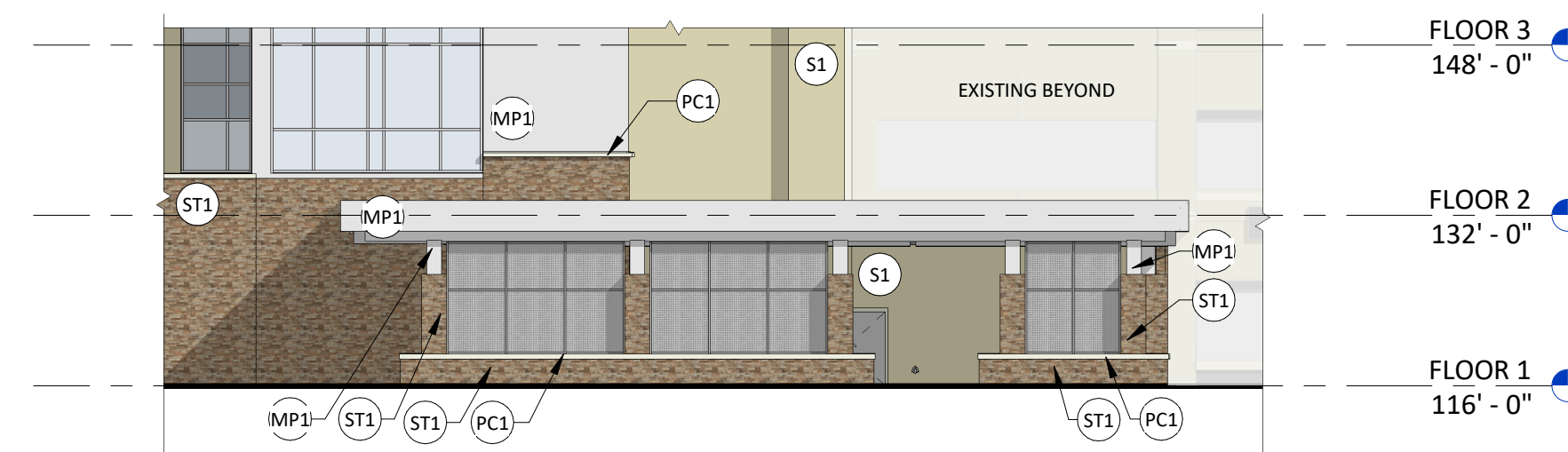
**ADVENTHEALTH
PARKER FACILITY
EXPANSION**

CROWN POINT, 30TH AMDMT
LOT 1, TRACT A & B
PARKER, CO 80138

DESCRIPTION	DATE
1ST SUBMITTAL	06/03/2024



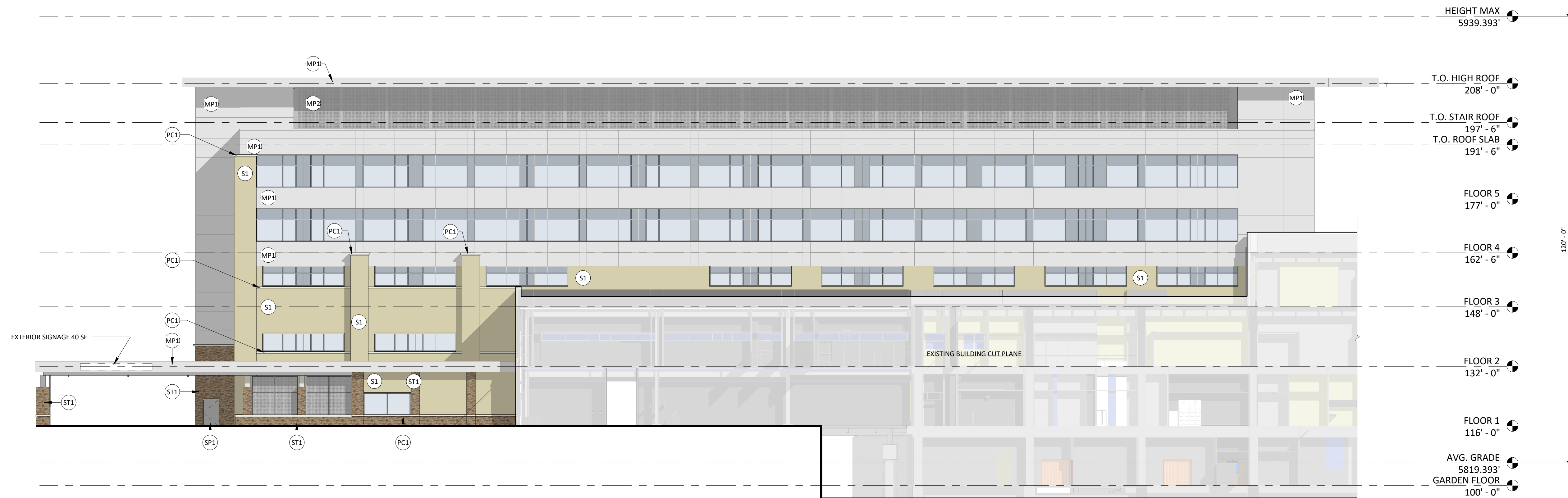
EAST ELEVATION



EAST ELEVATION CANOPY

- EXTERIOR ELEVATION MATERIAL LEGEND**
- S1 3/4" NOMINAL STUCCO (S1), COLOR TO MATCH EXISTING
 - S2 3/4" NOMINAL STUCCO (S2) OVER EPS FOAM INSULATION TRIM, COLOR TO MATCH EXISTING
 - S3 3/4" NOMINAL STUCCO (S3) OVER EPS FOAM INSULATION TRIM, COLOR TO MATCH EXISTING
 - ST1 MANUFACTURED STONE VENEER, CHERRY CREEK LEDGE (MATCH EXISTING)
 - PC1 PRECAST CONCRETE CAP, MIDWEST CAST STONE, COLOR: 1A
 - MP1 COMPOSITE METAL PANEL, ALUCOBOND, COLOR: CHAMPAGNE METALLIC
 - MP2 METAL PANEL ROOF SCREEN, PERFORATED
 - MP3 DECORATIVE ART SCREEN WALL, PERFORATED
 - SP STEEL PAINTED, COLOR TO MATCH EXISTING (LIGHT GRAY)
 - BR BRASS METAL, COLOR TO MATCH EXISTING (LIGHT GRAY)
 - VISION GLAZING, COLOR TO MATCH EXISTING
 - SPANDREL GLAZING, COLOR TO MATCH EXISTING
 - MULLION COLOR TO MATCH EXISTING (ANODIZED ALUMINUM)

EXTERIOR ELEVATION MATERIAL LEGEND



NORTH ELEVATION

DATE 06/03/2024

PARKER PROJECT NUMBER SP24-XXX

SHEET TITLE **EXTERIOR ELEVATIONS**

DRAWING NUMBER

15 of 19

6/3/2024 1:47:23 PM Autodesk Docs/228365.XM AdventHealth Parker Hospital R24/236365.00 AM Parker CS-Act

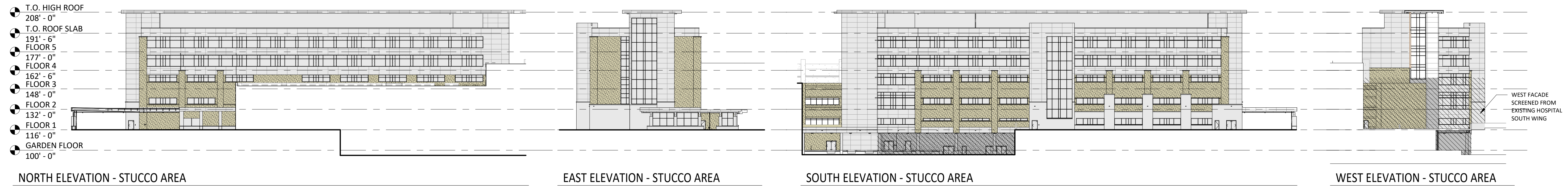
CROWN POINT F#1 30TH AMENDMENT FILING NO. X - LOT 1, TRACT A & B

LOCATED IN THE NW 1/4, SECTION 10, TOWNSHIP 6 SOUTH, RANGE 66 WEST,
TOWN OF PARKER, DOUGLAS COUNTY, COLORADO.

STUCCO CALCULATIONS

FAÇADE	STUCCO (SF)	TOTAL AREA (SF)	MAXIMUM STUCCO %	PROVIDED %
NORTH	3,033	20,232	30%	15%
EAST	2,584	10,117	30%	26%
SOUTH	6,430	32,192	30%	20%
WEST*	NA	NA	NA	NA

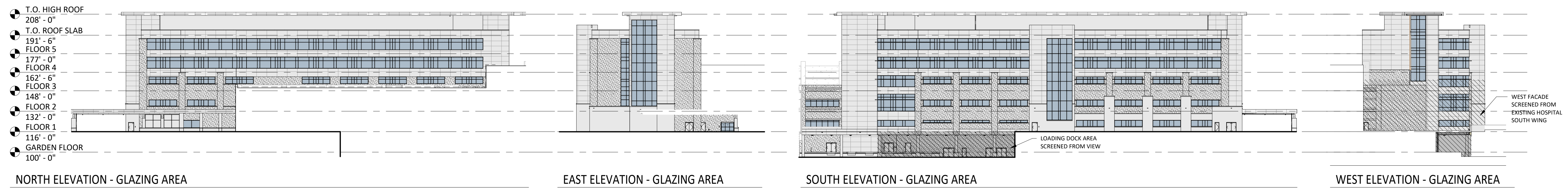
*SCREENED FROM SOUTH WING OF EXISTING HOSPITAL FROM THE WEST



GLAZING CALCULATIONS

FAÇADE	DESIGNATION	GLAZING AREA (SF)	BUILDING BASE AREA (SF)	REQUIRED GLAZING %	PROVIDED %
NORTH	FRONT (PRIMARY)	6,005	19,490	30%	31%
EAST	FRONT (SECONDARY)	1,763	8,234	30%	21%
SOUTH	FRONT (TERTIARY)	8,700	22,560	30%	39%
WEST*	REAR	NA	NA	NA	NA

*SCREENED FROM SOUTH WING OF EXISTING HOSPITAL FROM THE WEST



BOULDER ASSOCIATES

1426 PEARL STREET, SUITE 300
BOULDER, COLORADO 80302
303.499.7795



SMITHGROUP

ADVENTHEALTH
PARKER FACILITY
EXPANSION

CROWN POINT, 30TH AMDMT
LOT 1, TRACT A & B
PARKER, CO 80138

SUBMITTALS
DESCRIPTION DATE
1ST SUBMITTAL 06/03/2024

DATE 06/03/2024

PARKER PROJECT NUMBER
SP24-XXX

SHEET EXTERIOR
ELEVATION
DIAGRAMS
DRAWING NUMBER

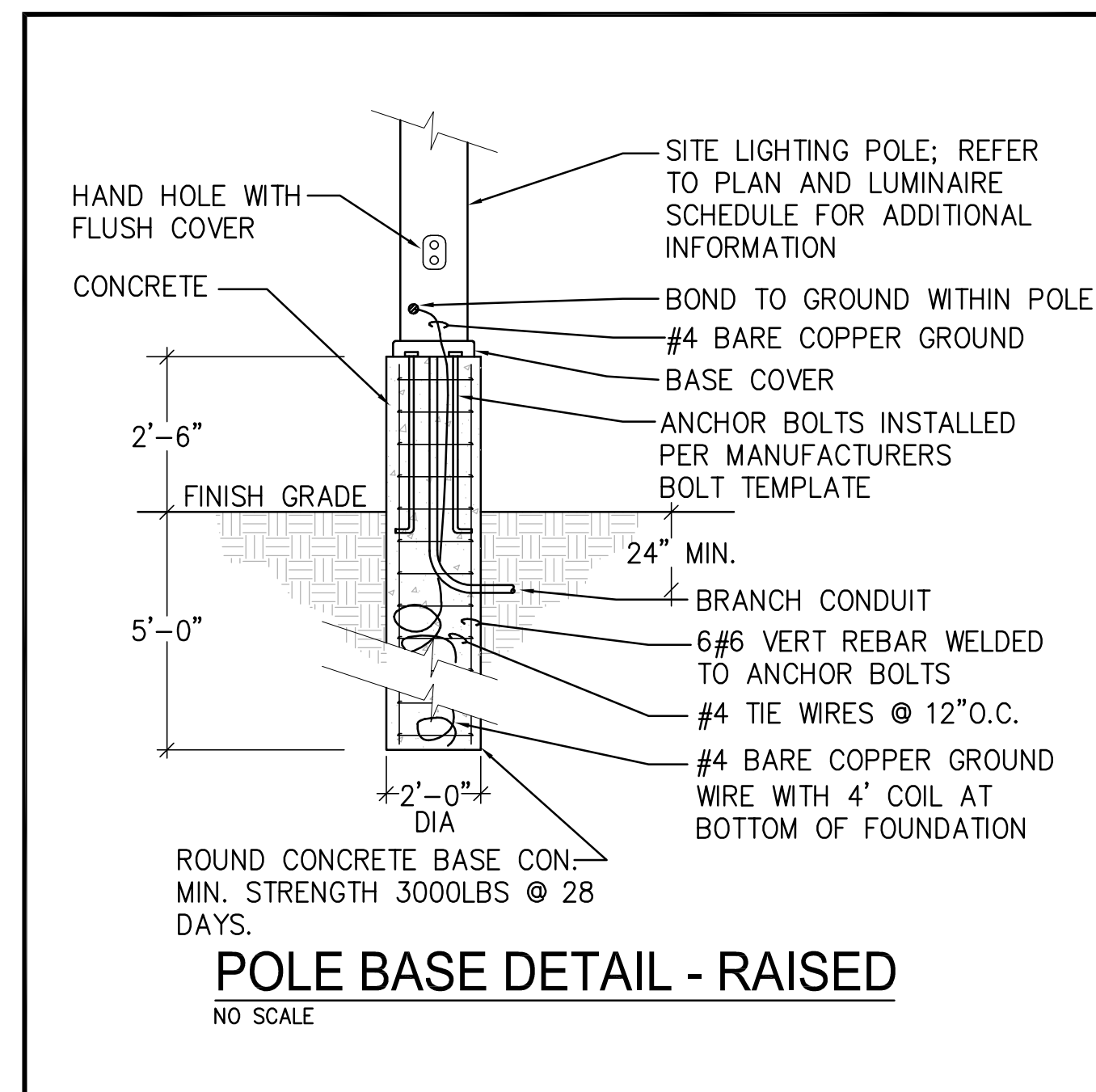
16 of 19

CROWN POINT F#1 30TH AMENDMENT FILING NO. X - LOT 1, TRACT A & B

LOCATED IN THE NW 1/4, SECTION 10, TOWNSHIP 6 SOUTH, RANGE 66 WEST,
TOWN OF PARKER, DOUGLAS COUNTY, COLORADO.

REFERENCE SYMBOLS LEGEND (Not all symbols listed below are used on these drawings)			
SYMBOL	DESCRIPTION	SYMBOL	DESCRIPTION
	KEY NOTE REFERENCE		KITCHEN/OWNER/MEDICAL EQUIPMENT REFERENCE
	TYPICAL CIRCUIT NUMBER		EXISTING TO REMAIN
	TYPICAL LUMINAIRE TYPE		EXISTING TO BE REMOVED
	TYPICAL ROOM REFERENCE (TOP=RM#, BOTTOM=FLR)		EXISTING TO BE RELOCATED
	MECHANICAL EQUIPMENT REFERENCE		EXISTING TO REMAIN - REPLACE DEVICE
	LIGHTING CONTROL/ EQUIPMENT REFERENCE		EXISTING TO BE REMOVED AND REPLACED

LIGHTING LEGEND (Not all symbols listed below are used on these drawings)			
SYMBOL	DESCRIPTION	SYMBOL	DESCRIPTION
	SHADING INDICATES EM SYSTEM, LOWER CASE SUBSCRIPT INDICATES SWITCHING, UPPER CASE SUBSCRIPT INDICATES LUMINAIRE TYPE (TYP)		PENDANT LUMINAIRE - SINGLE SUSPENSION
	TROFFER - RECESSED		PENDANT LUMINAIRE - MULTIPLE SUSPENSION
	SURFACE LUMINAIRE		WALL MOUNTED LUMINAIRE
	LINEAR LUMINAIRE - RECESSED		IN-WALL LUMINAIRE
	FIELD MEASURED LUMINAIRE LENGTH AND SHAPE DENOTED BY LINEWORK, SUBSCRIPT IN RECTANGLE INDICATES LUMINAIRE TYPE		POLE LUMINAIRE - ARM MOUNTED
	DOWNLIGHT - RECESSED		POLE LUMINAIRE - POST TOP



LUMINAIRE SCHEDULE

GENERAL NOTES:
A. CATALOG NUMBER REFERS TO FIRST NAME LISTED UNDER MANUFACTURER PER LUMINAIRE TYPE. REMAINING MANUFACTURERS LISTED ARE CONSIDERED EQUIVALENT PRODUCTS FOR THIS PROJECT AND SHALL MEET ALL CRITERIA LISTED INCLUDING THAT CALLED FOR BY THE SPECIFIC LUMINAIRE CATALOG NUMBER. CATALOG NUMBERS DO NOT NECESSARILY REPRESENT COMPLETE CATALOG NUMBERS. ALL ITEMS LISTED IN THE DESCRIPTION SHALL BE PROVIDED.
B. REFER TO LIGHTING SPECIFICATIONS FOR ADDITIONAL REQUIREMENTS.
C. PROVIDE UNIT PRICING FOR ALL LUMINAIRES BY TYPE AND SUBMIT WITH BID FORM.
D. PROVIDE AN EMERGENCY BALLAST TEST SWITCH FOR RECESSED DOWNLIGHTS ON CEILING ADJACENT TO LUMINAIRE.

SPECIFIC NOTES:
1. VERIFY EXACT MOUNTING HEIGHT WITH ARCHITECT.
2. REFER TO ARCHITECTURAL DRAWINGS FOR MOUNTING DETAILS.
3. HELIPAD LIGHTING TO BE COORDINATED WITH HELIPAD CONSULTANT.
4. NEW LUMINAIRE HEAD ON RELOCATED EXISTING POLE.
5. EXISTING POLE LIGHT.

TYPE	DESCRIPTION	LAMPS	VOLT-AMPS	VOLTAGE	MANUFACTURER	CATALOG SERIES	FINISH	MOUNTING	RECESS	NOTES
AP1	8.62" DIAMETER SEMI-FLUSH MOUNTED HELIPAD PERMETER LIGHT WITH 6" DEEP BASE CAN	LED GREEN	27	277	FLIGHTLIGHT	HL-480L P/N BA-525-6	STAINLESS STEEL	GROUND	6"	3
AP2	HELIPAD FLOOD LIGHTING, WEATHERTIGHT, 14" MOUNTING HEIGHT, 5" MOUNTING PLATE, HORIZONTAL CUTOFF	LED 5100K, 70 CRI 1524 LUMENS	22	277	FLIGHTLIGHT	HL-FLED-AC-14-S-1	STANDARD	GROUND	-	3
EW1	18" WIDE X 11" DEEP EXTERIOR WALL PACK, TYPE IV FORWARD DISTRIBUTION	LED 5000K, 70 CRI 6000 LUMENS	55	277	KIM LIGHTING	WDM-D-48L-55-6K7-4F	DARK BRONZE MATTE	WALL	-	1
EW2	18" WIDE X 11" DEEP EXTERIOR WALL PACK, TYPE IV FORWARD DISTRIBUTION	LED 5000K, 70 CRI 6000 LUMENS	55	277	KIM LIGHTING	WDM-D-48L-65-4K7-4W	DARK BRONZE MATTE	WALL	-	1
EL12	12" RECESSED LINEAR LED SLOT LIGHT EXTRUDED WHITE PAINTED METAL HOUSING WITH WHITE PAINTED FLAT METAL END CAPS, FROSTED DROP PLASTIC LENS, LENSES FROSTED BOTH SIDES, 0-10V DIMMING, DAMP LOCATION LISTED	LED 5000K, 70 CRI 4000 LUMENS	43	277	FINELIGHT	HP4 WLR-R-D-12-S-840-F-96-277-SC-FC-10%-VF-C-FE-SW	WHITE	RECESSED	4"	2
EP5	10" TALL LED POLE LIGHT ON 2" CONCRETE BASE, SINGLE HEAD, 160L-50 LIGHT ENGINE, TYPE IV DISTRIBUTION	LED 5000K, 70 CRI 7,500 LUMENS	50	277	KIM LIGHTING	VP-ST-1-36L-105-4K7-5W	DARK BRONZE MATTE	10' POLE	-	
EP6	23" TALL LED POLE LIGHT ON 2" CONCRETE BASE, SINGLE HEAD, 160L-50 LIGHT ENGINE, TYPE 4W DISTRIBUTION	LED 5000K, 70 CRI 15,000 LUMENS	50	277	KIM LIGHTING	VP-1-160L-50-5K7-3-UNV	DARK BRONZE MATTE	23' POLE	-	
EP7	10" TALL LED POLE LIGHT ON 2" CONCRETE BASE, DOUBLE HEAD, 160L-50 LIGHT ENGINE, TYPE 4W DISTRIBUTION	LED 5000K, 70 CRI 15,000 LUMENS	100	277	KIM LIGHTING	VP-ST-1-36L-105-4K7-5W	DARK BRONZE MATTE	10' POLE	-	
EP8	23" TALL LED POLE LIGHT ON 2" CONCRETE BASE, SINGLE HEAD, 160L-50 LIGHT ENGINE, TYPE 3 DISTRIBUTION	LED 5000K, 70 CRI 7,500 LUMENS	50	277	KIM LIGHTING	VP-1-160L-50-5K7-3-UNV	DARK BRONZE MATTE	23' POLE	-	
EP9	10" TALL LED POLE LIGHT ON 2" CONCRETE BASE, SINGLE HEAD, 160L-50 LIGHT ENGINE, TYPE 3 DISTRIBUTION	LED 5000K, 70 CRI 7,500 LUMENS	50	277	KIM LIGHTING	VP-1-160L-50-5K7-3-UNV	DARK BRONZE MATTE	10' POLE	-	
EP2A	EXTERIOR POLE LIGHT - TWIN MOUNT TYPE III BEAM SPREAD, 10 FT SQUARE STRAIGHT STEEL POLE, DARK BRONZE.	LED 5000K, 70 CRI 4,000 LUMENS		277	KIM LIGHTING		DARK BRONZE	10' POLE	-	5
EP3	EXTERIOR POLE LIGHT - SINGLE MOUNT TYPE III BEAM SPREAD, 10 FT SQUARE STRAIGHT STEEL POLE, DARK BRONZE.	LED 5000K, 70 CRI 2,000 LUMENS		277	KIM LIGHTING		DARK BRONZE	10' POLE	-	5



BOULDER ASSOCIATES

1426 PEARL STREET, SUITE 300
BOULDER, COLORADO 80302
303.499.7795



SMITHGROUP

ADVENTHEALTH
PARKER FACILITY
EXPANSION

CROWN POINT, 30TH AMDMT
LOT 1, TRACT A & B
PARKER, CO 80138

SUBMITTALS

DESCRIPTION DATE
1ST SUBMITTAL 06/03/2024



CATOR RUMA
& ASSOCIATES, C.C.
896 Taylor Street, Lakewood, CO 80401
(303) 232-6230 • www.catorrumba.com

DATE
06/03/2024

PARKER PROJECT NUMBER
SP24-XXX

SHEET TITLE
LUM. SCHEDULE,
DETAILS & LEGENDS

DRAWING NUMBER

17 of 19

CROWN POINT F#1 30TH AMENDMENT FILING NO. X - LOT 1, TRACT A & B

LOCATED IN THE NW 1/4, SECTION 10, TOWNSHIP 6 SOUTH, RANGE 66 WEST,
TOWN OF PARKER, DOUGLAS COUNTY, COLORADO.

PERIMETER LIGHTS

HL-690L LED Stainless Steel Helideck/Helipad Semi-Flush Perimeter Inset Light

- Compliances**
- FAA AC 150/5390-2D Helipad Design Guide
 - Exceeds FAA AC 150/5390-2D Appendix G Specifications
 - ICAO Annex 14, Volume II for TLOF and FATO
 - Transport Canada TP14371, AGA 7.16
 - IP68 Ingress Protection
 - IK10 Impact Protection
 - CE and RoHS Certified
- Applications**
- Semi-flush perimeter light helps mark helipad touchdown and lift-off area (TLOF) and/or final approach and takeoff area (FATO) for metal helidecks and pavement helipops.

- Features**
- Robust stainless steel construction provides corrosion protection from salt, chemicals, and weather exposure
 - IP68 water and dust resistant
 - Sealed LED/electronics maximizes LED life
 - Snowplow-safe design prevents lens damage
 - Lens made from durable, UV-stabilized LEXAN polycarbonate
 - Recessed, semi-flush mounted, allows for obstruction-free movement of equipment and personnel
 - Rises only 0.6" (15 mm) above surface
 - High static load rating (44,000 lb) reduces likelihood of damage from helicopters
 - 360° high intensity, omnidirectional lighting coverage
 - With our Dimming Controller option, the lights can be dimmed at night to reduce glare - 3 brightness levels
 - Available for FAA (Green) or ICAO (White)
 - Cost-saving, energy-efficient LEDs; 50,000 hour LED lifetime
 - 850nm infrared LEDs optional
 - AC or DC power supply options

- Specifications**
- Voltage Range: 10-32 VDC or 85-305 VAC
 - Power Consumption: DC Input = 14W; IR DC Input = 15W; AC Input = 27W; IR AC Input = 29W

Ordering Codes

Fixture	LED Color	Power	Cable Layout	Options
HL-690L	G: Green B: Blue R: Red W: White Y: Yellow IR: Infrared*	AC: 100-240VAC AC3: 277VAC DC: 10-30VDC DC3: 10-30VDC Dimming	G1C1: Glands with Cable G2C2: Glands with Cable ¹ G2NC: 2 Glands with No Cable ¹	NB: No Base ²

* Green is currently the recommended color for helipad perimeter lights.
¹ Infrared must be used in conjunction with visible LEDs. Infrared does not dim with the "DC3" dimming option.
² G1C1 input will not support dimming option. Specify cable size and cable core secondary conductor.
³ G2NC Layout. Customer must supply water resistant cable. Cable connectors are made inside the fixture.
⁴ The fixture will not be mounted to a base cap. Please note the FAA recommends base caps for helipad installations.

+1.800.806.3548 USA
+1.916.394.2800 Worldwide
www.flightlight.com
sales@flightlight.com
Flight Light Inc., 2708 47th Ave.
Sacramento, CA, 95822, USA



- Requires water resistant UL Cable, OD = 0.24" - 0.47" (6-12mm). Recommended AWG (varies by application): 16-3/4 SOOW 600V 90C.
- Temperature Range: -13°F to 185°F (-25°C to 85°C)
- LED Quantity: 6 LEDs (Green, Blue, Red, White, Yellow); optional 3 LEDs (Infrared)
- Infrared Wavelength: 850nm, Night Vision Goggle (NVG) Compatible
- Top Material: Hard duplex stainless steel alloy with high corrosion resistance and hardness
- Bottom Material: Gray painted aluminum AISI312
- Light Output: Polycarbonate window
- Rising Above Surface: 0.6" (15 mm)
- Static Load: Holds 1,000 PSI
- High Static Load Rating: 44,000 lb. min
- Weight: 11.2 lb. (5.1 kg)
- Diameter: 8.6" (219 mm)
- Bolt Circle: 7.25" (184 mm)
- Protection Index: IP68, IK10

Flight Light Inc.
2708 47th Ave.
Sacramento, California, U.S.A.
95822-3806
+1.800.806.3548
+1.916.394.2800
www.flightlight.com
sales@flightlight.com

Helipop LED Floodlight
Our LED floodlight is specially designed for helipads, providing uniform surface lighting for landing and loading activities. The floodlight housing mounts on a 1" EMT extension into a 1.5" NF aluminum breakable coupling. An optional 2" NPS breakable coupling is available. This fixture may be mounted on a base plate, junction box or stake, sold separately.

- Features**
- Multi-ship 18 watt, high-output, long-life LEDs.
 - Floodlight hood eliminates glare to pilots.
 - UL Listed: Suitable for wet locations - mounting within 4' (1.2M) of the ground (AC model only).
 - Bronze chip and fade resistant polyester powder coat finish.
 - Precision die-cast aluminum housing, lens frame and mounting arm.
 - Heavy-duty mounting arm with O-ring seal and stainless steel screw.
 - Heat-sink: Die-cast aluminum LED housing designed for maximum heat dissipation.
 - Semi-specular anodized aluminum reflector.
 - Metal guard to protect the lens.
 - High-temperature silicone gaskets.
 - Green Technology: Mercury, UV free, no VOCs used for finishing materials.

- DC Model**
- Low voltage DC for added safety.
 - Ideal for solar, off-grid, remote-area lighting applications.
 - Up to 85% more energy efficient than line voltage AC solutions.
 - No energy loss from DC-AC inverter.

- Specifications**
- Light Source: 18W LED
 - Input Power: AC = 22W, 100-277 VAC
DC = 24W, 10-30 VDC
 - Life: 100,000 hours
 - Lumens (Initial): 1624
 - Lumens Per Watt: 73
 - Color Temp.: 5100K
 - Finish Color: Bronze
 - Housing: Die-Cast Aluminum
 - Lamp Weight: 4.8 lb.
 - CA Title 24 Compliant
 - Warranty: 5 Years

Ordering Codes

Fixture Type	Power	Mounting Height	Fixture Style	Fixture Options
HL-FLED	AC: AC DC: DC	R: 8" (no coupling) L4: 8" (standard) 24: 24" (extended) 36: 36" (extended)	St: Single D: Double	1: 1.5" Frangible Coupling (IPN-EL-FCT-1) 2: 2" Frangible Coupling (IPN-EL-FCT-2)

* Single head style is available with 8", 14", 24" or 36" overall mounting height. Double head fixture is available with 16", 24", 36" or 48" overall mounting height.
Visit our web site: www.flightlight.com
Data Sheet: LED Flood 4/12/2024 1.3.1d Page 1 of 4

AP2 Helipop LED Floodlight




- Mounting Options:**
- Stake Mounted 30" Angle-From Mounting Stake (sold separately)
 - J-Box Mounted 30-7609 J-Box (sold separately)
 - Base Mounted 8.5" or 12" Base Plate (sold separately)

Ordering Codes

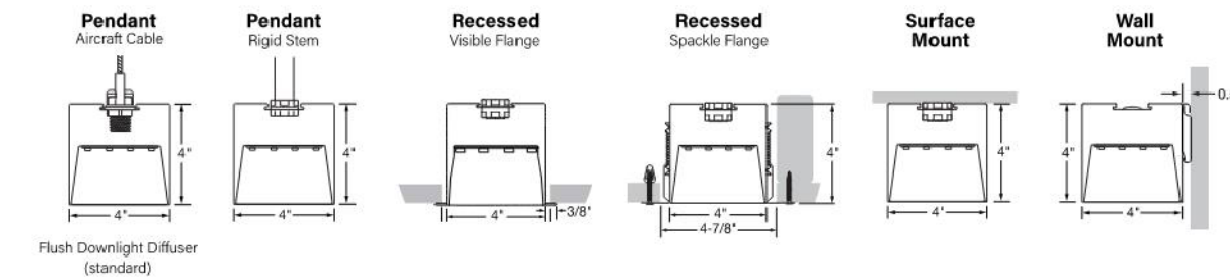
Fixture Type	Power	Mounting Height	Fixture Style	Fixture Options
HL-FLED	AC: AC DC: DC	R: 8" (no coupling) L4: 8" (standard) 24: 24" (extended) 36: 36" (extended)	St: Single D: Double	1: 1.5" Frangible Coupling (IPN-EL-FCT-1) 2: 2" Frangible Coupling (IPN-EL-FCT-2)

* Single head style is available with 8", 14", 24" or 36" overall mounting height. Double head fixture is available with 16", 24", 36" or 48" overall mounting height.
Visit our web site: www.flightlight.com
Data Sheet: LED Flood 4/12/2024 1.3.1d Page 1 of 4

High Performance 4" Wet Location (HP-4 WL)



CROSS SECTIONS



GET MORE WITH TAILORED LIGHTING

- Tailored Length
- Tailored Color
- Tailored Output
- Tailored Control

INTEGRATED GORE PROTECTIVE VENT

Protective vents are integrated at endcaps and joints to equalize pressure, reduce condensation and prevent internal fixture components against water, salts, corrosive liquids and particulates.

Page 1
A brand of **Belgrand**

BEACON EP# VIPER Area/Site

- FEATURES**
- Low profile LED area/site luminaire with a variety of FS (foot-candle) for lighting applications such as parking lots, retail, and more.
 - Features two different optic technologies, Beam and Micro Strike Optics, which provides the best distribution patterns for retrofit or new construction.
 - Recessed for high-contrast applications including bridges and overpasses. All sizes are rated for 150.
 - Control options including photo control, occupancy sensing, NLC lighting controls, LightIQ™ and 7-pin with networked control.
 - New customizable luminaire output feature allows for the wattage and lumens output to be customized to the facility to meet whatever specification requirements may arise.
 - Public mounting height: mounting height is limited to 16 feet above the finished grade.



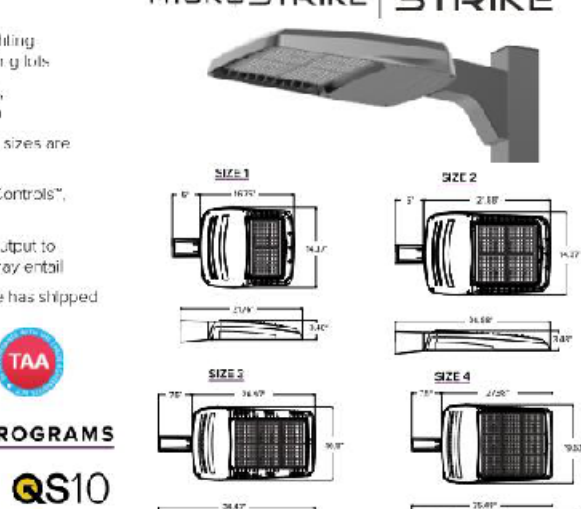
CONTROL TECHNOLOGY



SPECIFICATIONS

- CONSTRUCTION**
- Die-cast housing with recessed vertical head for an optional, non-adjustable, vertical lighting in a cast aluminum housing.
 - Corrosion resistant, die-cast aluminum housing with 5000 psi powder coat paint finish.
 - Mounting hardware is corrosion resistant.
- OPTICS**
- Micro Strike Optics (MSO) 480, 600, or 720 LED, center mounted with 180° beam angle, which evenly illuminates the area below the luminaire. The beam angle of the Micro Strike Optics can be adjusted in 15° increments on page 2 of the spec sheet or 7.5° increments on the 7-pin option page.
 - Stake Drive Optics (SDO) 480, 600, or 720 LED, center mounted with 180° beam angle, which evenly illuminates the area below the luminaire. The beam angle of the Stake Drive Optics can be adjusted in 15° increments on page 2 of the spec sheet or 7.5° increments on the 7-pin option page.
- INSTALLATION**
- Mounting patterns for each size can be found on page 1.
 - Or consult with us for a list of all the various mounting options for each size. Additional details can be found in the spec sheet or on our website.
 - All mounting hardware included.
 - Recess arm for options available for 2-3" OD hole.
 - For specific mounting information, please refer to the spec sheet or contact us for more information.

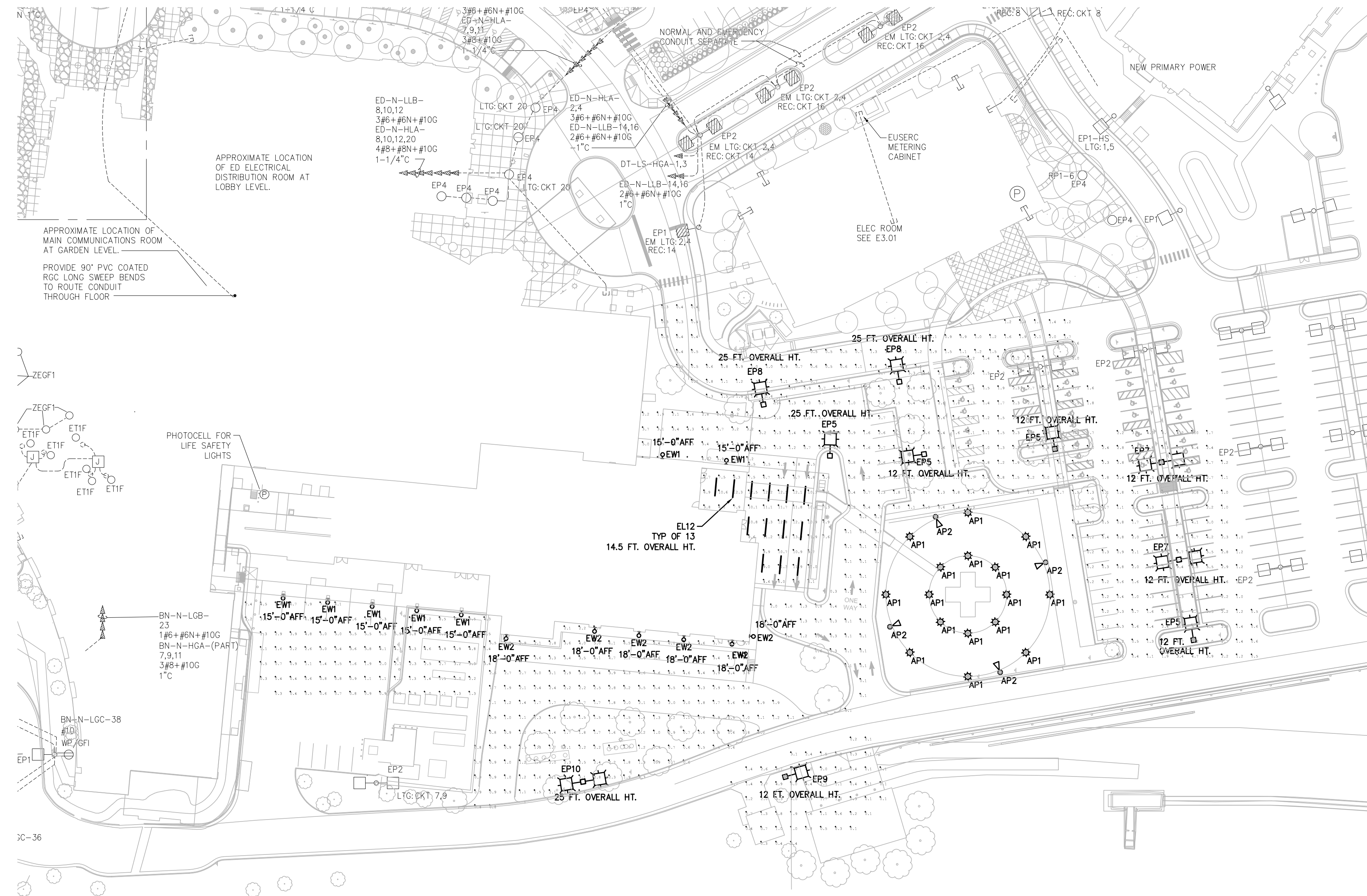
MICROSTRIKE STRIKE



- ELECTRICAL**
- Voltage: 120-277 VAC or 24-480 VDC input
 - Ambient operating temperature: -40° to 140°F
 - Inrush current: 100% surge for 100ms power factor and less than 200% THD
 - LED driver: Mean Well output power one voltage, one constant current and one constant current with auto recovery
 - Field replaceable surface mounted LED driver for 30W, 36W, 48W, 60W, 72W, 90W, 108W, 144W, 180W, 216W, 270W, 324W, 360W, 432W, 504W, 576W, 648W, 720W, 792W, 864W, 936W, 1008W, 1080W, 1152W, 1224W, 1296W, 1368W, 1440W, 1512W, 1584W, 1656W, 1728W, 1800W, 1872W, 1944W, 2016W, 2088W, 2160W, 2232W, 2304W, 2376W, 2448W, 2520W, 2592W, 2664W, 2736W, 2808W, 2880W, 2952W, 3024W, 3096W, 3168W, 3240W, 3312W, 3384W, 3456W, 3528W, 3600W, 3672W, 3744W, 3816W, 3888W, 3960W, 4032W, 4104W, 4176W, 4248W, 4320W, 4392W, 4464W, 4536W, 4608W, 4680W, 4752W, 4824W, 4896W, 4968W, 5040W, 5112W, 5184W, 5256W, 5328W, 5400W, 5472W, 5544W, 5616W, 5688W, 5760W, 5832W, 5904W, 5976W, 6048W, 6120W, 6192W, 6264W, 6336W, 6408W, 6480W, 6552W, 6624W, 6696W, 6768W, 6840W, 6912W, 6984W, 7056W, 7128W, 7200W, 7272W, 7344W, 7416W, 7488W, 7560W, 7632W, 7704W, 7776W, 7848W, 7920W, 7992W, 8064W, 8136W, 8208W, 8280W, 8352W, 8424W, 8496W, 8568W, 8640W, 8712W, 8784W, 8856W, 8928W, 9000W, 9072W, 9144W, 9216W, 9288W, 9360W, 9432W, 9504W, 9576W, 9648W, 9720W, 9792W, 9864W, 9936W, 10008W, 10080W, 10152W, 10224W, 10296W, 10368W, 10440W, 10512W, 10584W, 10656W, 10728W, 10800W, 10872W, 10944W, 11016W, 11088W, 11160W, 11232W, 11304W, 11376W, 11448W, 11520W, 11592W, 11664W, 11736W, 11808W, 11880W, 11952W, 12024W, 12096W, 12168W, 12240W, 12312W, 12384W, 12456W, 12528W, 12600W, 12672W, 12744W, 12816W, 12888W, 12960W, 13032W, 13104W, 13176W, 13248W, 13320W, 13392W, 13464W, 13536W, 13608W, 13680W, 13752W, 13824W, 13896W, 13968W, 14040W, 14112W, 14184W, 14256W, 14328W, 14400W, 14472W, 14544W, 14616W, 14688W, 14760W, 14832W, 14904W, 14976W, 15048W, 15120W, 15192W, 15264W, 15336W, 15408W, 15480W, 15552W, 15624W, 15696W, 15768W, 15840W, 15912W, 15984W, 16056W, 16128W, 16200W, 16272W, 16344W, 16416W, 16488W, 16560W, 16632W, 16704W, 16776W, 16848W, 16920W, 16992W, 17064W, 17136W, 17208W, 17280W, 17352W, 17424W, 17496W, 17568W, 17640W, 17712W, 17784W, 17856W, 17928W, 18000W, 18072W, 18144W, 18216W, 18288W, 18360W, 18432W, 18504W, 18576W, 18648W, 18720W, 18792W, 18864W, 18936W, 19008W, 19080W, 19152W, 19224W, 19296W, 19368W, 19440W, 19512W, 19584W, 19656W, 19728W, 19800W, 19872W, 19944W, 20016W, 20088W, 20160W, 20232W, 20304W, 20376W, 20448W, 20520W, 20592W, 20664W, 20736W, 20808W, 20880W, 20952W, 21024W, 21096W, 21168W, 21240W, 21312W, 21384W, 21456W, 21528W, 21600W, 21672W, 21744W, 21816W, 21888W, 21960W, 22032W, 22104W, 22176W, 22248W, 22320W, 22392W, 22464W, 22536W, 22608W, 22680W, 22752W, 22824W, 22896W, 22968W, 23040W, 23112W, 23184W, 23256W, 23328W, 23400W, 23472W, 23544W, 23616W, 23688W, 23760W, 23832W, 23904W, 23976W, 24048W, 24120W, 24192W, 24264W, 24336W, 24408W, 24480W, 24552W, 24624W, 24696W, 24768W, 24840W, 24912W, 24984W, 25056W, 25128W, 25200W, 25272W, 25344W, 25416W, 25488W, 25560W, 25632W, 25704W, 25776W, 25848W, 25920W, 25992W, 26064W, 26136W, 26208W, 26280W, 26352W, 26424W, 26496W, 26568W, 26640W, 26712W, 26784W, 26856W, 26928W, 27000W, 27072W, 27144W, 27216W, 27288W, 27360W, 27432W, 27504W, 27576W, 27648W, 27720W, 27792W, 27864W, 27936W, 28008W, 28080W, 28152W, 28224W, 28296W, 28368W, 28440W, 28512W, 28584W, 28656W, 28728W, 28800W, 28872W, 28944W, 29016W, 29088W, 29160W, 29232W, 29304W, 29376W, 29448W, 29520W, 29592W, 29664W, 29736W, 29808W, 29880W, 29952W, 30024W, 30096W, 30168W, 30240W, 30312W, 30384W, 30456W, 30528W, 30600W, 30672W, 30744W, 30816W, 30888W, 30960W, 31032W, 31104W, 31176W, 31248W, 31320W, 31392W, 31464W, 31536W, 31608W, 31680W, 31752W, 31824W, 31896W, 31968W, 32040W, 32112W, 32184W, 32256W, 32328W, 32400W, 32472W, 32544W, 32616W, 32688W, 32760W, 32832W, 32904W, 32976W, 33048W, 33120W, 33192W, 33264W, 33336W, 33408W, 33480W, 33552W, 33624W, 33696W, 33768W, 33840W, 33912W, 33984W, 34056W, 34128W, 34200W, 34272W, 34344W, 34416W, 34488W, 34560W, 34632W, 34704W, 34776W, 34848W, 34920W, 34992W, 35064W, 35136W, 35208W, 35280W, 35352W, 35424W, 35496W, 35568W, 35640W, 35712W, 35784W, 35856W, 35928W, 36000W, 36072W, 36144W, 36216W, 36288W, 36360W, 36432W, 36504W, 36576W, 36648W, 36720W, 36792W, 36864W, 36936W, 37008W, 37080W, 37152W, 37224W, 37296W, 37368W, 37440W, 37512W, 37584W, 37656W, 37728W, 37800W, 37872W, 37944W, 38016W, 38088W, 38160W, 38232W, 38304W, 38376W, 38448W, 38520W, 38592W, 38664W, 38736W, 38808W, 38880W, 38952W, 39024W, 39096W, 39168W, 39240W, 39312W, 39384W, 39456W, 39528W, 39600W, 39672W, 39744W, 39816W, 39888W, 39960W, 40032W, 40104W, 40176W, 40248W, 40320W, 40392W, 40464W, 40536W, 40608W, 40680W, 40752W, 40824W, 40896W, 40968W, 41040W, 41112W, 41184W, 41256W, 41328W, 41400W, 41472W, 41544W, 41616W, 41688W, 41760W, 41832W, 41904W, 41976W, 42048W, 42120W, 42192W, 42264W, 42336W, 42408W, 42480W, 42552W, 42624W, 42696W, 42768W, 42840W, 42912W, 42984W, 43056W, 43128W, 43200W, 43272W, 43344W, 43416W, 43488W, 43560W, 43632W, 43704W, 43776W, 43848W, 43920W, 43992W, 44064W, 44136W, 44208W, 44280W, 44352W, 44424W, 44496W, 44568W, 44640W, 44712W, 44784W, 44856W, 44928W, 45000W, 45072W, 45144W, 45216W, 45288W, 45360W, 45432W, 45504W, 45576W, 45648W, 45720W, 45792W, 45864W, 45936W, 46008W, 46080W, 46152W, 46224W, 46296W, 46368W, 46440W, 46512W, 46584W, 46656W, 46728W, 46800W, 46872W, 46944W, 47016W, 47088W, 47160W, 47232W, 47304W, 47376W, 47448W, 47520W, 47592W, 47664W, 47736W, 47808W, 47880W, 47952W, 48024W, 48096W, 48168W, 48240W, 48312W, 48384W, 48456W, 48528W, 48600W, 48672W, 48744W, 48816W, 48888W, 48960W, 49032W, 49104W, 49176W, 49248W, 49320W, 49392W, 49464W, 49536W, 49608W, 49680W, 49752W, 49824W, 49896W, 49968W, 50040W, 50112W, 50184W, 50256W, 50328W, 50400W, 50472W, 50544W, 50616W, 50688W, 50760W, 50832W, 50904W, 50976W, 51048W, 51120W, 51192W, 51264W, 51336W, 51408W, 51480W, 51552W, 51624W, 51696W, 51768W, 51840W, 51912W, 51984W, 52056W, 52128W, 52200W, 52272W, 52344W, 52416W, 52488W, 52560W, 52632W, 52704W, 52776W, 52848W, 52920W, 52992W, 53064W, 53136W, 53208W, 53280W, 53352W, 53424W, 53496W, 53568W, 53640W, 53712W, 53784W, 53856W, 53928W, 54000W, 54072W, 54144W, 54216W, 54288W, 54360W, 54432W, 54504W, 54576W, 54648W, 54720W, 54792W, 54864W, 54936W, 55008W, 55080W, 55152W, 55224W, 55296W, 55368W, 55440W, 55512W, 55584W, 55656W, 55728W, 55800W, 55872W, 55944W, 56016W, 56088W, 56160W, 56232W, 56304W, 56376W, 56448W, 56520W, 56592W, 56664W, 56736W, 56808W, 56880W, 56952W, 57024W, 57096W, 57168W, 57240W, 57312W, 57384W, 57456W, 57528W, 57600W, 57672W, 57744W, 57816W, 57888W, 57960W, 58032W, 58104W, 58176W, 58248W, 58320W, 58392W, 58464W, 58536W, 58608W, 58680W, 58752W, 58824W, 58896W, 58968W, 59040W, 59112W, 59184W, 59256W, 59328W, 59400W, 59472W, 59544W, 59616W, 59688W, 59760W, 59832W, 59904W, 59976W, 60048W, 60120W, 60192W, 60264W, 60336W, 60408W, 60480W, 60552W, 60624W, 60696W, 60768W, 60840W, 60912W, 60984W, 61056W, 61128W, 61200W, 61272W, 61344W, 61416W, 61488W, 61560W, 61632W, 61704W, 61776W, 61848W, 61920W, 61992W, 62064W, 62136W, 62208W, 62280W,

CROWN POINT F#1 30TH AMENDMENT FILING NO. X - LOT 1, TRACT A & B

LOCATED IN THE NW 1/4, SECTION 10, TOWNSHIP 6 SOUTH, RANGE 66 WEST,
TOWN OF PARKER, DOUGLAS COUNTY, COLORADO.



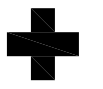
 **PHOTOMETRIC SITE PLAN**
SCALE: 1" = 30'-0"

Calculation Summary					
Label	CalcType	Units	Avg	Max	Min
Ambulance Drive	Illuminance	Fc	0.47	2.6	0.1
Canopy	Illuminance	Fc	9.21	13.0	3.6
Dock area	Illuminance	Fc	3.32	8.5	0.3
Fire Lane	Illuminance	Fc	2.32	6.5	0.4
Parking lot East	Illuminance	Fc	2.54	9.8	0.2
ROADWAY	Illuminance	Fc	1.17	4.3	0.3
Shed	Illuminance	Fc	2.17	6.0	0.2
TEMP IMAGING PARKING	Illuminance	Fc	3.97	6.0	1.9



BOULDER ASSOCIATES

1426 PEARL STREET, SUITE 300
BOULDER, COLORADO 80302
303.499.7795



SMITHGROUP

**ADVENTHEALTH
PARKER FACILITY
EXPANSION**

CROWN POINT, 30TH AMDMT
LOT 1, TRACT A & B
PARKER, CO 80138

SUBMITTALS

DESCRIPTION	DATE
1ST SUBMITTAL	06/03/2024



**CATOR RUMA
& ASSOCIATES, C.O.**
896 Taylor Street, Lakewood, CO 80401
(903) 232-0290 • www.catorrumba.com

DATE
06/03/2024

PARKER PROJECT NUMBER
SP24-XXX

SHEET TITLE
**PHOTOMETRIC
SITE PLAN**

DRAWING NUMBER

19 of 19