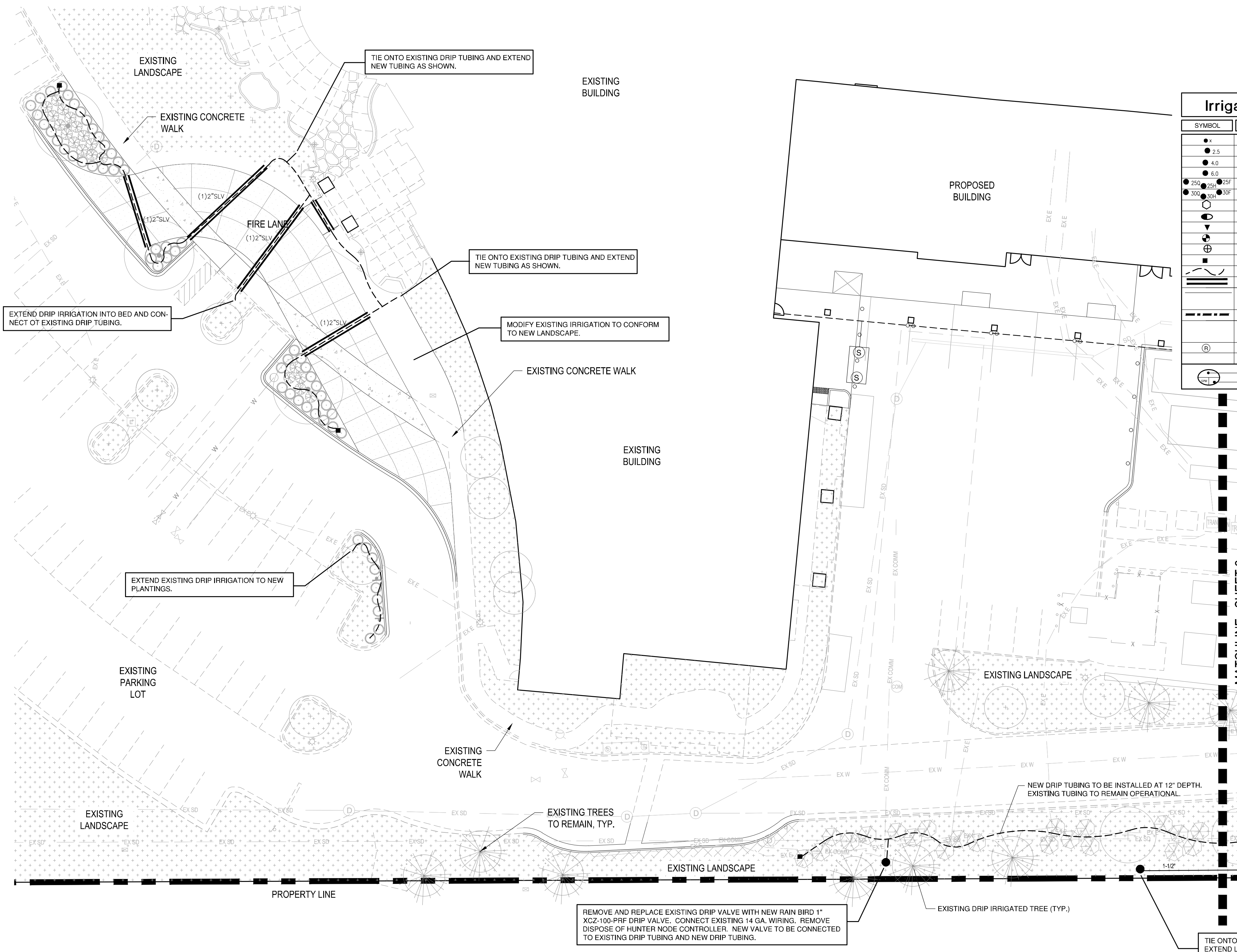
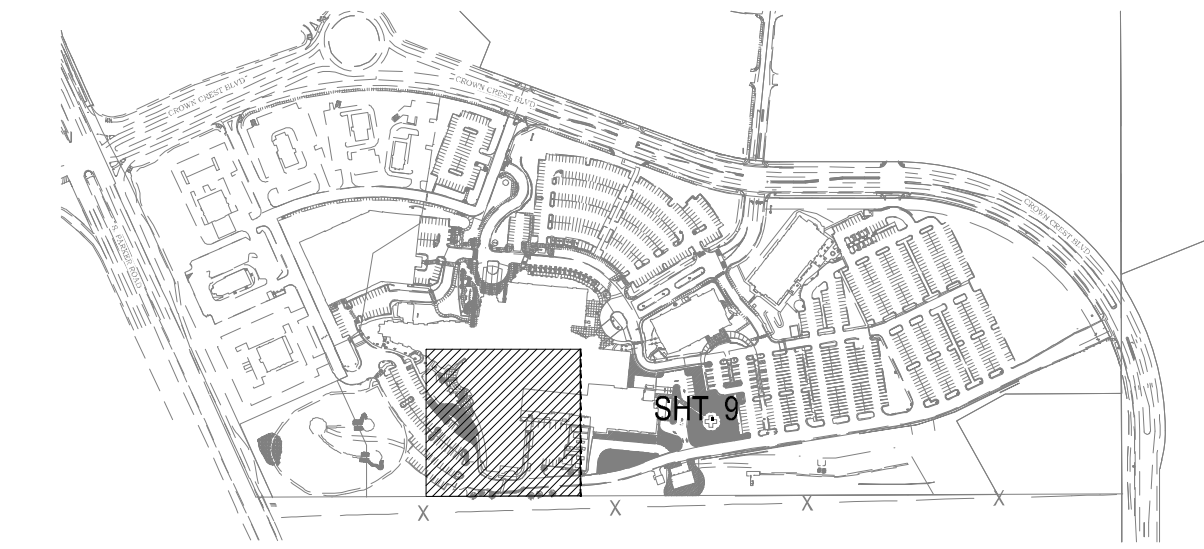


CROWN POINT F#1 30TH AMENDMENT FILING NO. X - LOT 1, TRACT A & B

LOCATED IN THE NW 1/4, SECTION 10, TOWNSHIP 6 SOUTH, RANGE 66 WEST,
TOWN OF PARKER, DOUGLAS COUNTY, COLORADO.

KEY MAP:



Irrigation Equipment and Materials Schedule					
SYMBOL	MANUFACTURER	MODEL NO.	DESCRIPTION	DETAIL NO.	COMMENTS
●	RAIN BIRD	1806 SAM PRS W/ SPEC'D. NOZZ.	POP-UP SPRAY HEAD	1	
● 2.5	HUNTER	I-20-06-SS W/ #2.5 NOZZLE	GEAR DRIVEN ROTOR	2	
● 4.0	HUNTER	I-20-06-SS W/ #4.0 NOZZLE	GEAR DRIVEN ROTOR	2	
● 6.0	HUNTER	I-20-06-SS W/ #6.0 NOZZLE	GEAR DRIVEN ROTOR	2	
● 250	HUNTER	I-20-06-SS W/ MPR-25 SERIES NOZZ	GEAR DRIVEN ROTOR	2	RED NOZZLE
● 300	HUNTER	I-20-06-SS W/ MPR-30 SERIES NOZZ	GEAR DRIVEN ROTOR	2	GREEN NOZZLE
○	HUNTER	PRO-C SERIES	ELECTRIC CONTROLLER	7	
○	MATCO-NORCA	10RS SERIES - LINE SIZE	GATE VALVE	5	
○	RAIN BIRD	44LRC	QUICK COUPLING VALVE	4	
○	IRRITROL	700 SERIES	ELECTRIC CONTROL VALVE	3	
○	RAIN BIRD	XCZ-100-PRB-LC	DRIP VALVE ASSEMBLY	9	
○		LINE SIZE	DRIP LINE BLOW-OUT STUB	10	
○	CENTENNIAL PLASTICS	3/4" I.D.	POLY DRIP TUBING	12	
○		CLASS 200 SOLVENT WELD	PVC SLEEVING		
○		CLASS 200 SOLVENT WELD - 1" DIA. UNLESS NOTED OTHERWISE	PVC LATERAL	6	
○		CLASS 200 SOLVENT WELD	PVC MAINLINE	6	
○	NETAFIM	TLCV-09-18	IN-LINE DRIP TREE RING	11	
○	HUNTER	WRF-CLIK	RAIN/FREEZE SENSOR	8	

CONTROLLER & STATION NO.
CONTROL VALVE SIZE

Irrigation Construction Notes

- ALL BASE INFORMATION HAS BEEN TAKEN FROM DRAWINGS PREPARED BY OXBOW DESIGN COLLABORATIVE.
- REFER TO TECHNICAL SPECIFICATIONS AND CONSTRUCTION DETAILS FOR INSTALLATION PROCEDURES.
- CONTRACTOR SHALL COORDINATE INSTALLATION OF SLEEVING WITH INSTALLATION OF CONCRETE FLATWORK AND PAVING. ALL SLEEVING IS BY CONTRACTOR UNLESS OTHERWISE NOTED. UNLESS NOTED OTHERWISE ON IRRIGATION PLANS INSTALL SLEEVING BASED ON SLEEVE SIZING GUIDE BELOW:

PIPE SIZE OR WIRE QUANTITY	REQUIRED SLEEVE
3/4" - 1" PIPING	1-2" PVC SLEEVE
1-1/2" - 2" PIPING	1-4" PVC SLEEVE
2-1/2" - 3" PIPING	1-6" PVC SLEEVE
1-25 CONTROL WIRES	1-2" PVC SLEEVE
- NOTE: EACH LENGTH OF SLEEVED PIPE SHOWN SHALL BE ROUTED THROUGH SEPARATE SLEEVE. IRRIGATION WIRE BUNDLE SHALL BE ROUTED IN SEPARATE SLEEVE/CONDUIT WITHOUT IRRIGATION PIPING
- REFER TO PLANTING PLAN FOR EXACT TREE LOCATIONS AND QUANTITIES. TREES SHOWN ON IRRIGATION PLANS ARE APPROXIMATE.
- CONTRACTOR SHALL REPAIR OR REPLACE ANY EXISTING IRRIGATION EQUIPMENT, TURF, PLANT MATERIAL OR SITE FEATURES DAMAGED DURING NEW INSTALLATION. REPLACEMENT OR REPAIR OF DAMAGED EQUIPMENT OR MATERIAL SHALL BE DETERMINED BY THE OWNER AND THE CONSULTANT.
- VALVE BOXES SHALL BE LOCATED 36" MINIMUM FROM CENTERLINE OF ALL SWALES, 24" MINIMUM FROM EDGES OF ALL WALKS, CURBS, DRIVES AND OTHER HARD SURFACE AREAS.
- REFER TO IRRIGATION TECHNICAL SPECIFICATIONS FOR PLANTING AND IRRIGATION LAY-OUT REQUIREMENTS, COORDINATION AND PRIORITIES.
- LATERAL PIPING DIAMETERS SHALL INCLUDE 1" AND 1 1/2". 3/4" AND 1 1/4" DIAMETER LATERAL PIPE IS NOT ACCEPTABLE.

5/28/2024 2:48:57 PM Autodesk Docs/226955.MM AdventHealth Parker Hospital/242326355.00 AM Parker CS-A-14

1 IRRIGATION PLAN
8 SCALE: 1" = 20'

811 Know what's below Call before you dig.


Avocet IRRIGATION DESIGN
11757 W. 62N 0491, BLDG. SUITE F-509
LITTLETON, COLORADO 80127
303-562-5686
avocet@ispertel.net

SCALE: 1"=20'

NORTH



1426 PEARL STREET, SUITE 300
BOULDER, COLORADO 80302
303.499.7795



ADVENTHEALTH PARKER FACILITY EXPANSION

CROWN POINT, 30TH AMMDT
LOT 1, TRACT A & B
PARKER, CO 80138
SUBMITTALS
DESCRIPTION DATE
08/16/24

DATE 06/03/2024
PARKER PROJECT NUMBER SP24-XXX
SHEET TITLE IRRIGATION PLAN
DRAWING NUMBER 1 of 4


CROWN POINT F#1 30TH AMENDMENT FILING NO. X - LOT 1, TRACT A & B

LOCATED IN THE NW 1/4, SECTION 10, TOWNSHIP 6 SOUTH, RANGE 66 WEST,
TOWN OF PARKER, DOUGLAS COUNTY, COLORADO.

AVOCET
IRRIGATION DESIGN
11727 N. KEN CARRI AVE., SUITE F-508
LITTLETON, COLORADO 80127
303-562-5699
avocetdesign@aol.com



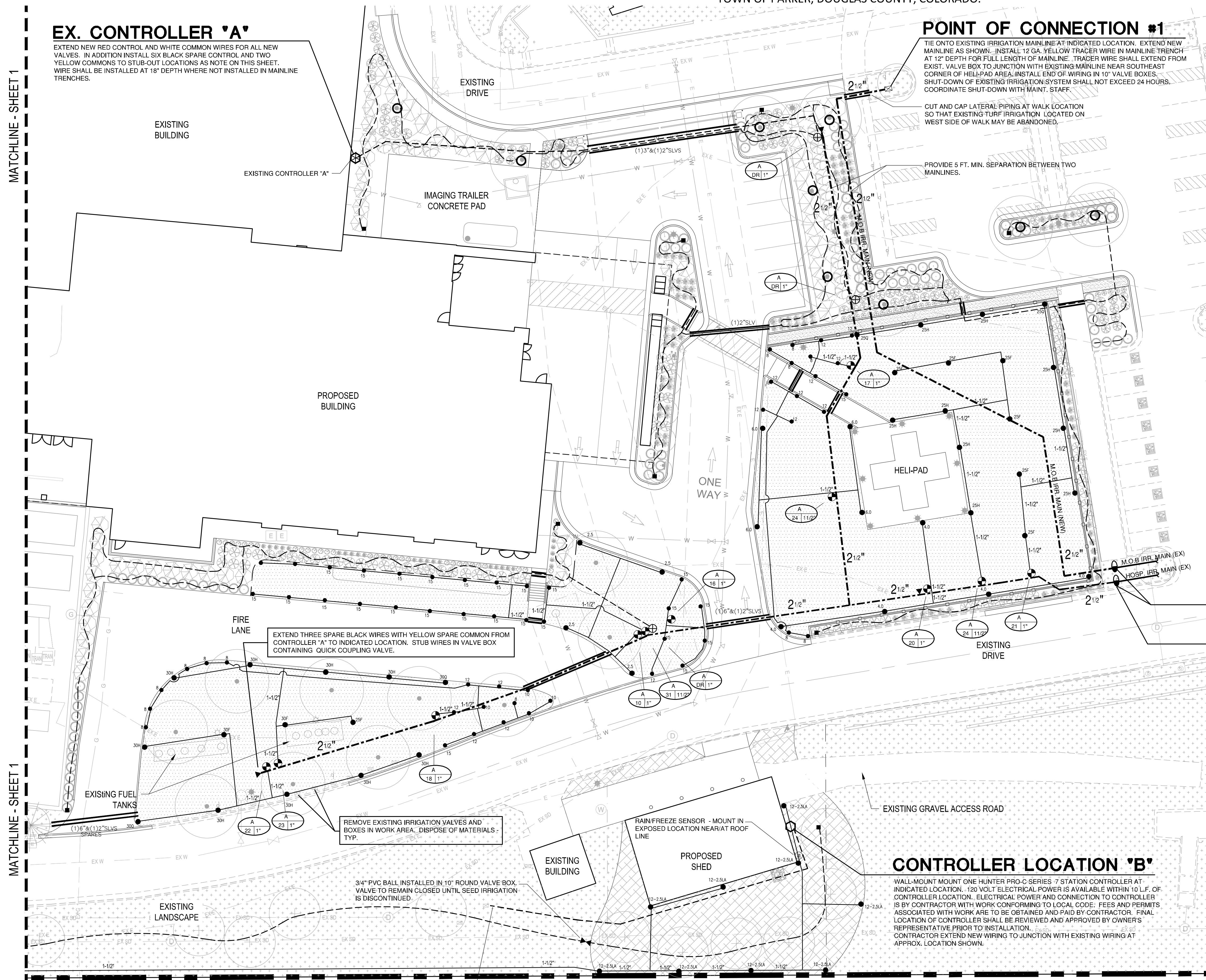
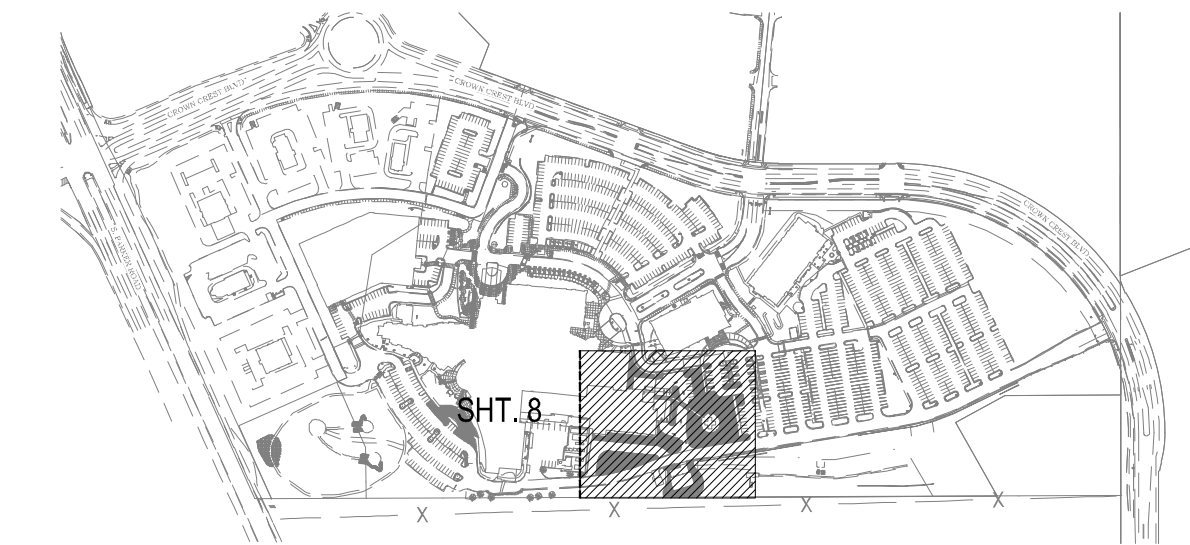
BOULDER ASSOCIATES
1426 PEARL STREET, SUITE 300
BOULDER, COLORADO 80302
303.499.7795



**ADVENTHEALTH
PARKER FACILITY
EXPANSION**

CROWN POINT, 30TH AMDMT
LOT 1, TRACT A & B
PARKER, CO 80138
SUBMITTALS
DESCRIPTION DATE
08/16/24

KEY MAP:



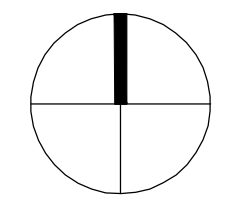
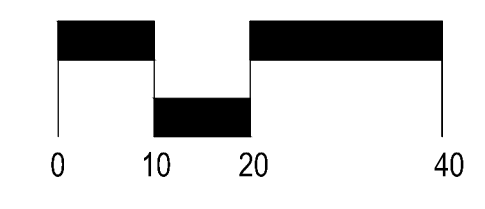
ALL VALVE BOXES IN TURF AREAS SURROUNDING HELI-PAD SHALL BE EQUIPPED WITH BOLT-DOWN LIDS.

AT ON-SET OF PROJECT INSTALL GATE VALVES AT INDICATED LOCATION TO PERMIT OPERATION OF EX. SYSTEMS DURING CONSTRUCTION.

EXTEND THREE SPARE BLACK WIRES WITH YELLOW SPARE COMMON FROM CONTROLLER 'A' TO INDICATED LOCATION. STUB WIRES IN VALVE BOX CONTAINING GATE VALVE.

5/28/2024 2:48:57 PM Autodesk Docs/226985.MM AdventHealth Parker Hospital 02/12/230935.00 AM Parker CS-A-1

1 IRRIGATION PLAN
9 SCALE: 1" = 20'



DATE 06/03/2024
PARKER PROJECT NUMBER SP24-XXX
SHEET TITLE IRRIGATION PLAN
DRAWING NUMBER 2 of 4

CROWN POINT F#1 30TH AMENDMENT FILING NO. X - LOT 1, TRACT A & B

LOCATED IN THE NW 1/4, SECTION 10, TOWNSHIP 6 SOUTH, RANGE 66 WEST,
TOWN OF PARKER, DOUGLAS COUNTY, COLORADO.

AVOCET
IRRIGATION DESIGN
11727 N. KEN GARY, AVE., SUITE F-508
LITTLETON, COLORADO 80127
303-562-5699
avocet@bigpond.net



BOULDER ASSOCIATES

1426 PEARL STREET, SUITE 300
BOULDER, COLORADO 80302
303.499.7795



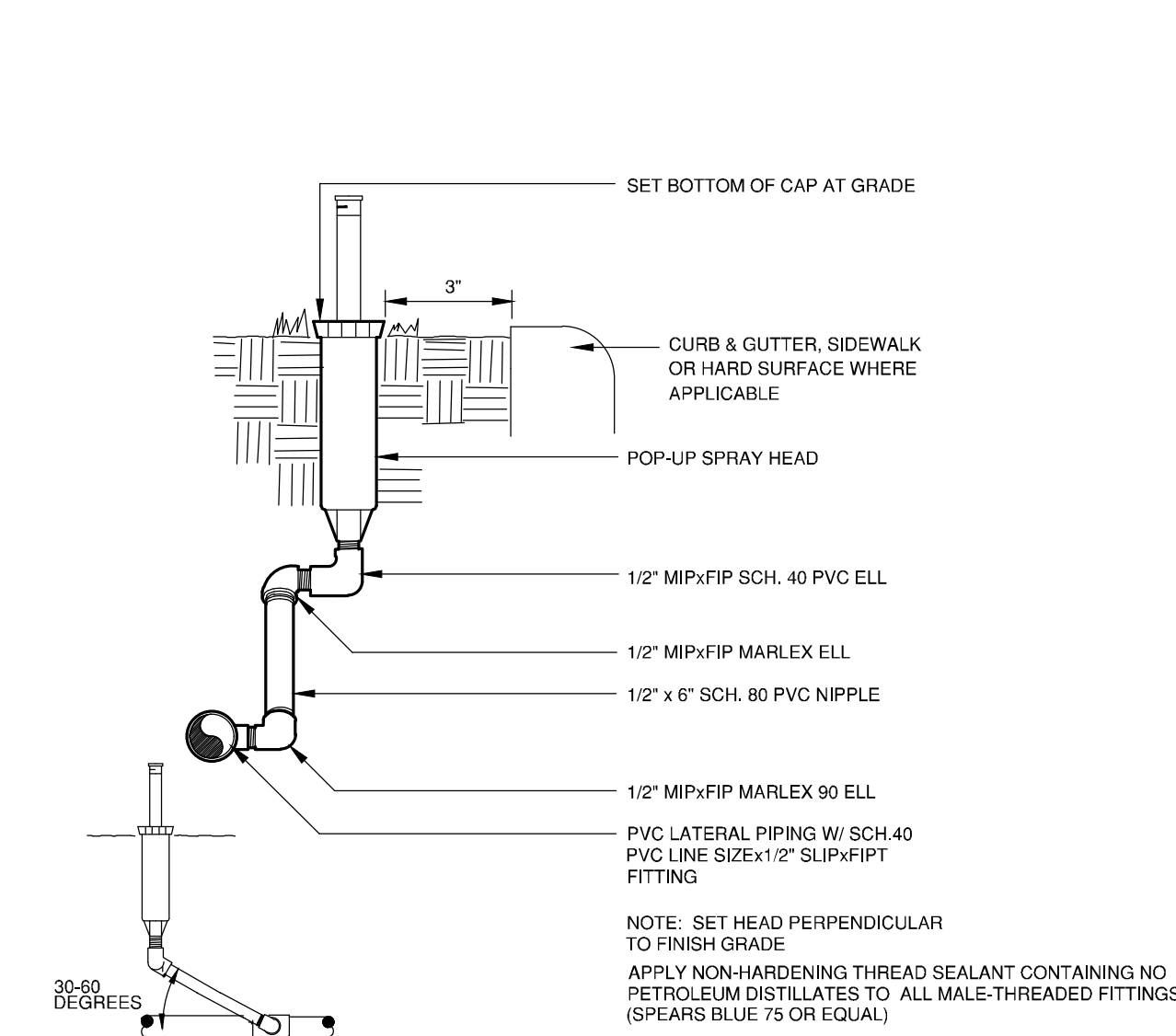
SMITHGROUP

**ADVENTHEALTH
PARKER FACILITY
EXPANSION**

CROWN POINT, 30TH AMDMT
LOT 1, TRACT A & B
PARKER, CO 80138

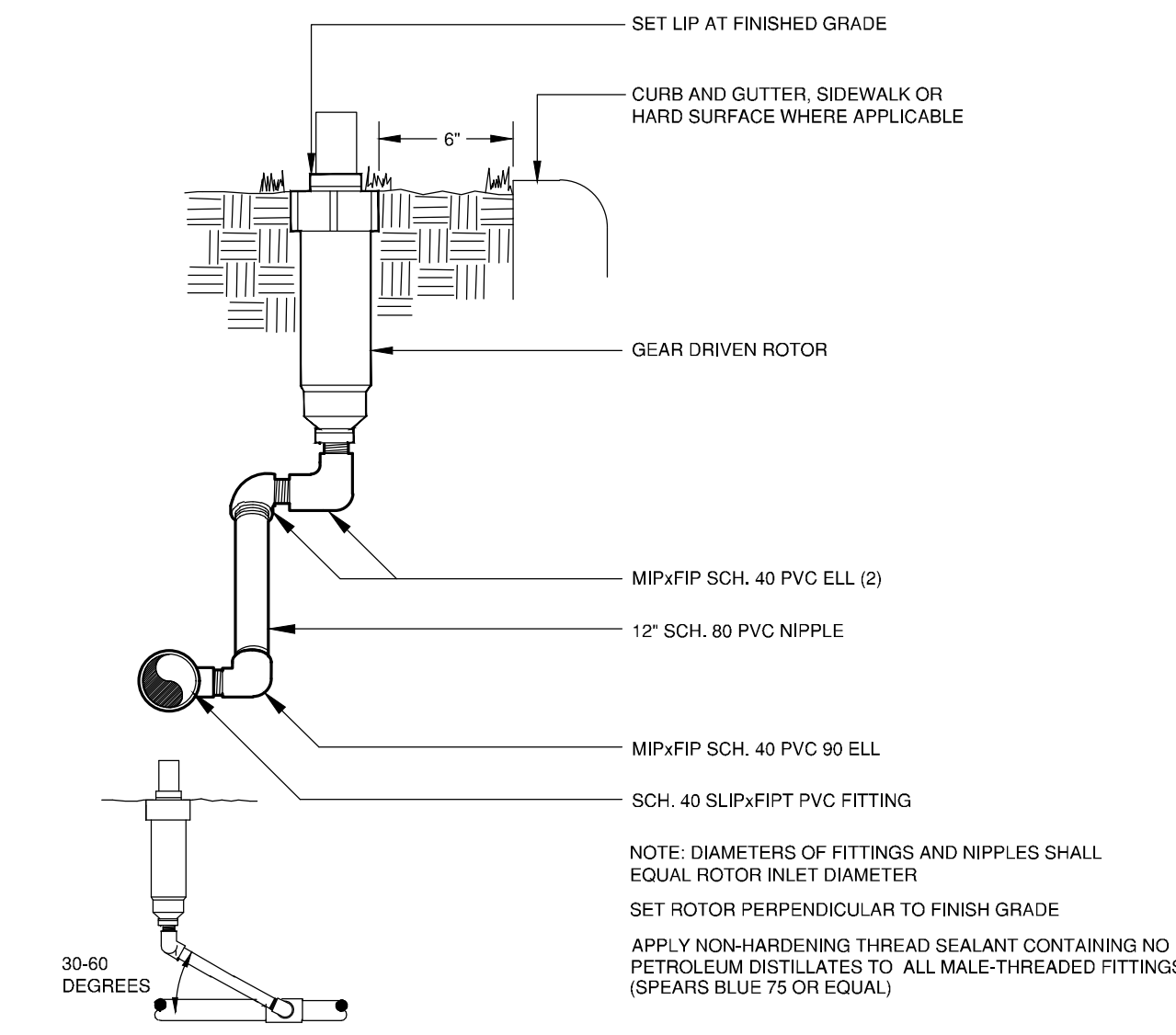
SUBMITTALS
DESCRIPTION DATE

08/16/24



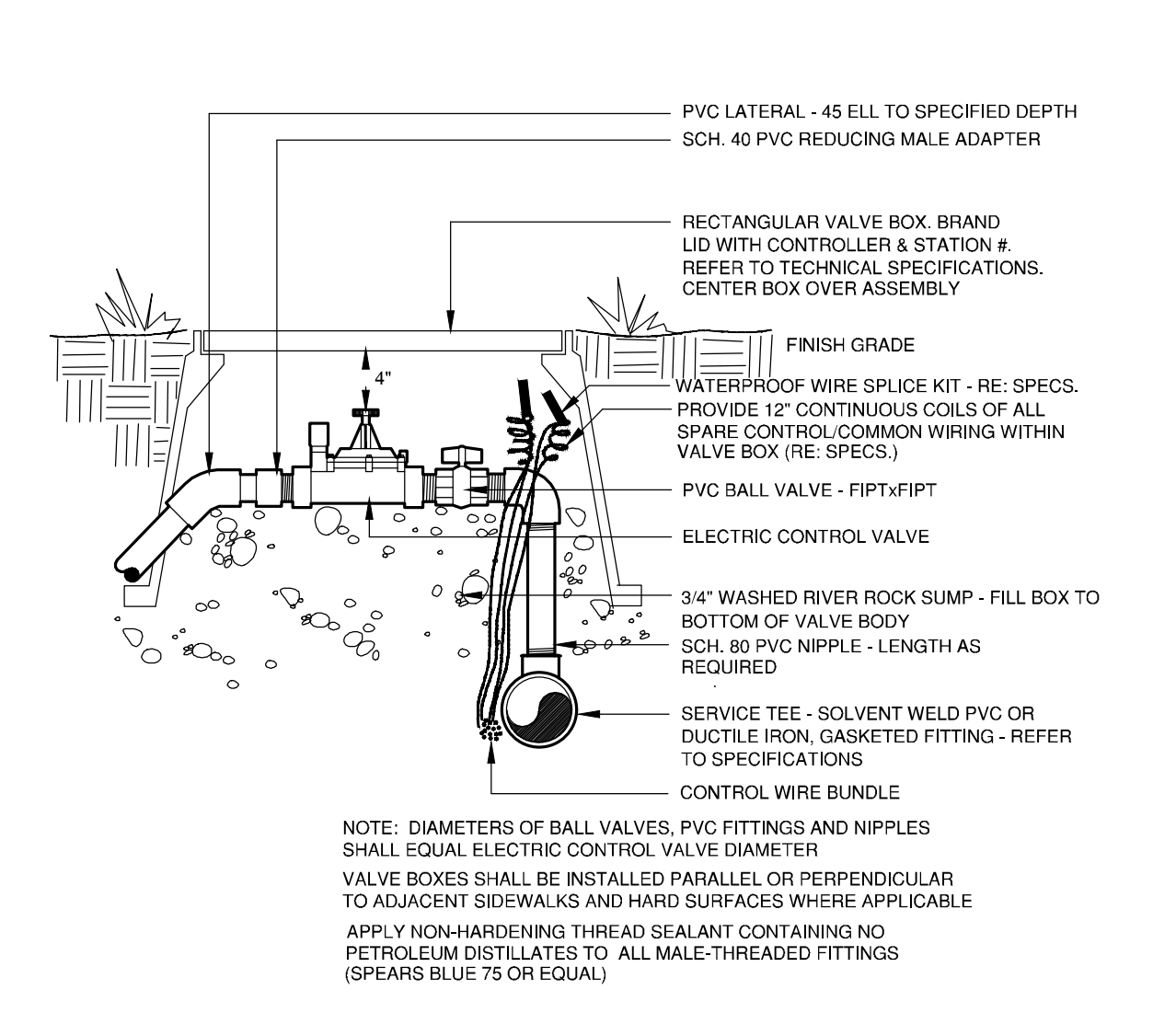
POP-UP SPRAY HEAD

1



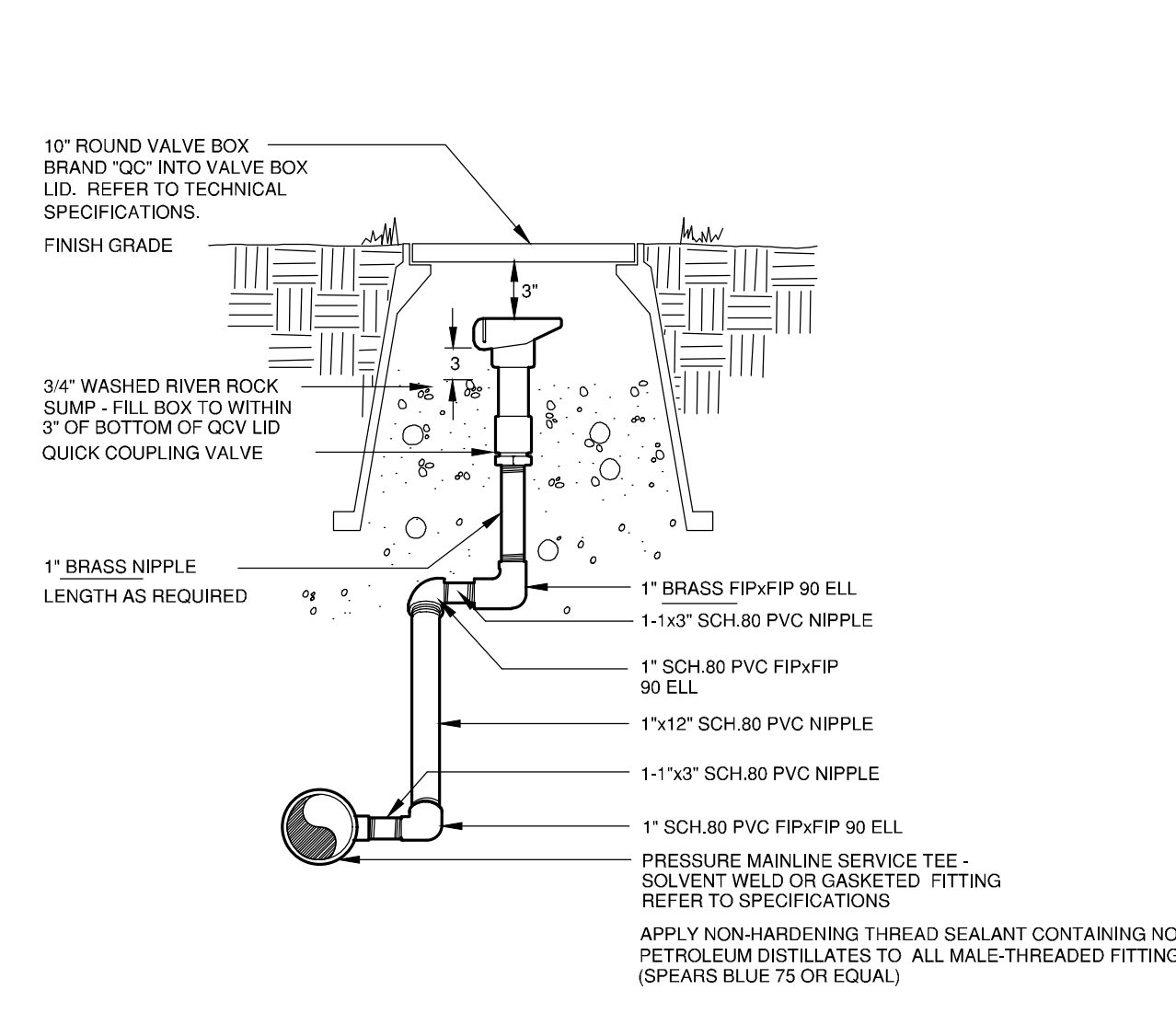
GEAR DRIVEN ROTOR

2



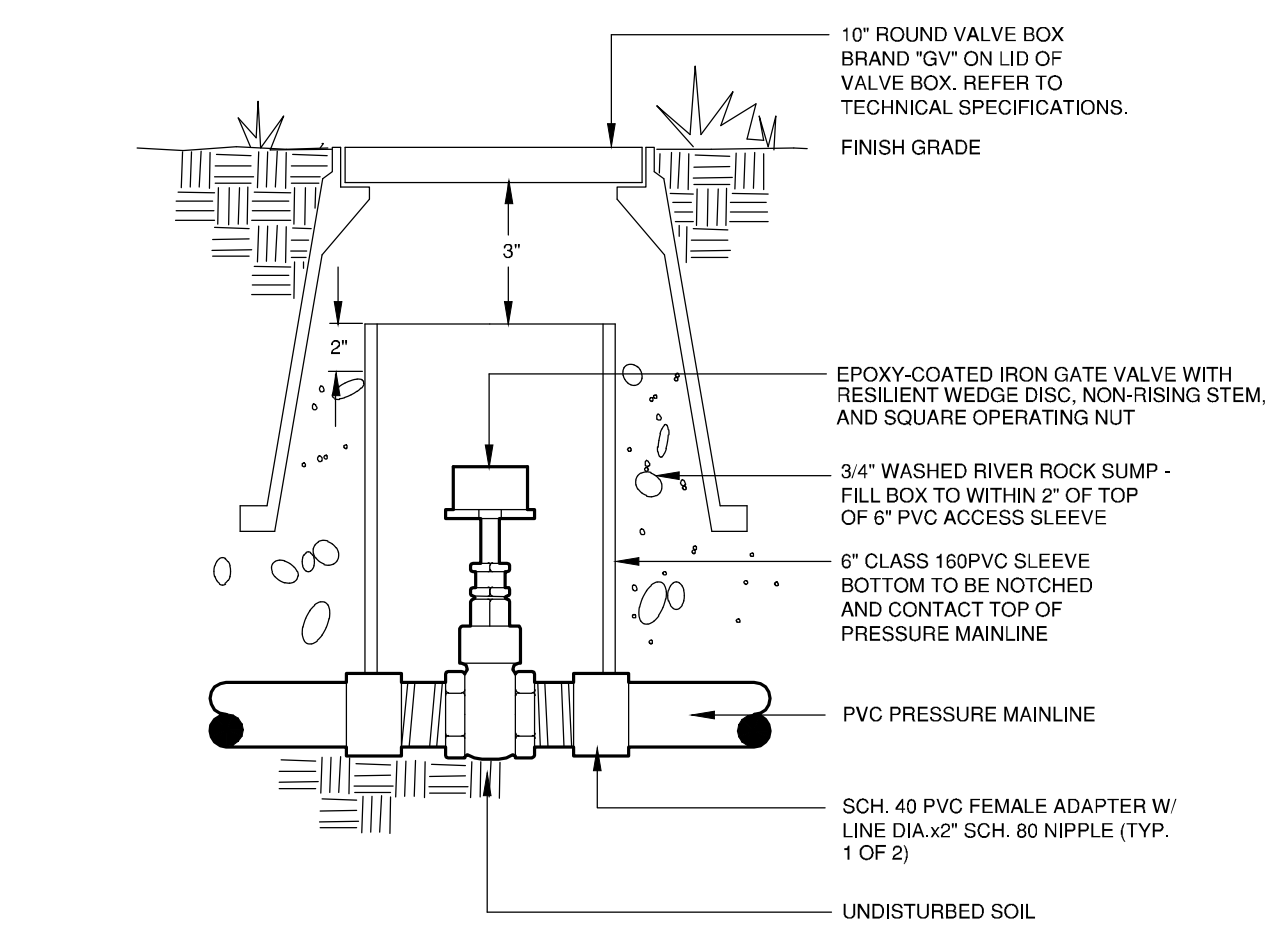
ELECTRIC CONTROL VALVE

3



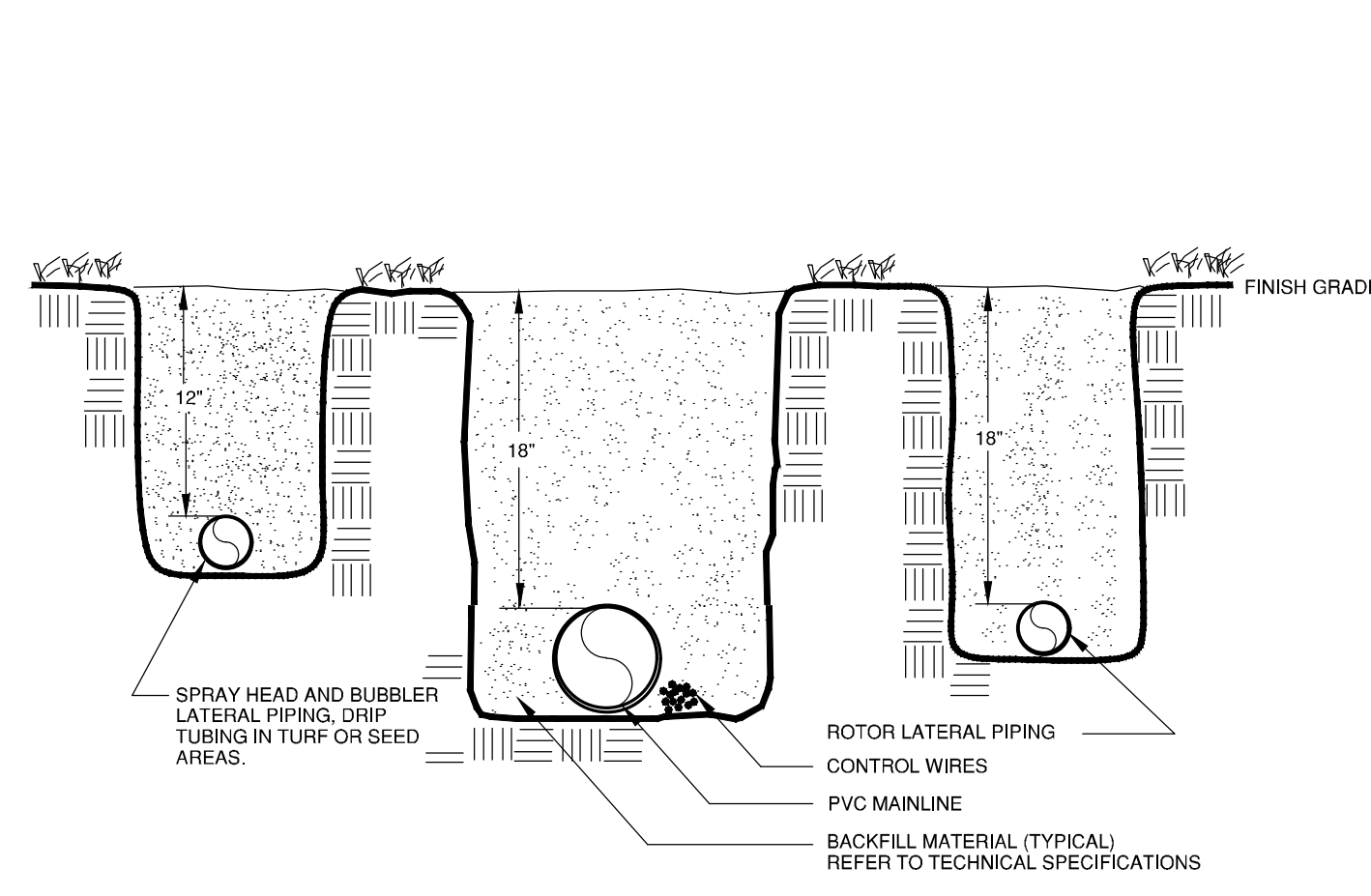
QUICK COUPLING VALVE

4



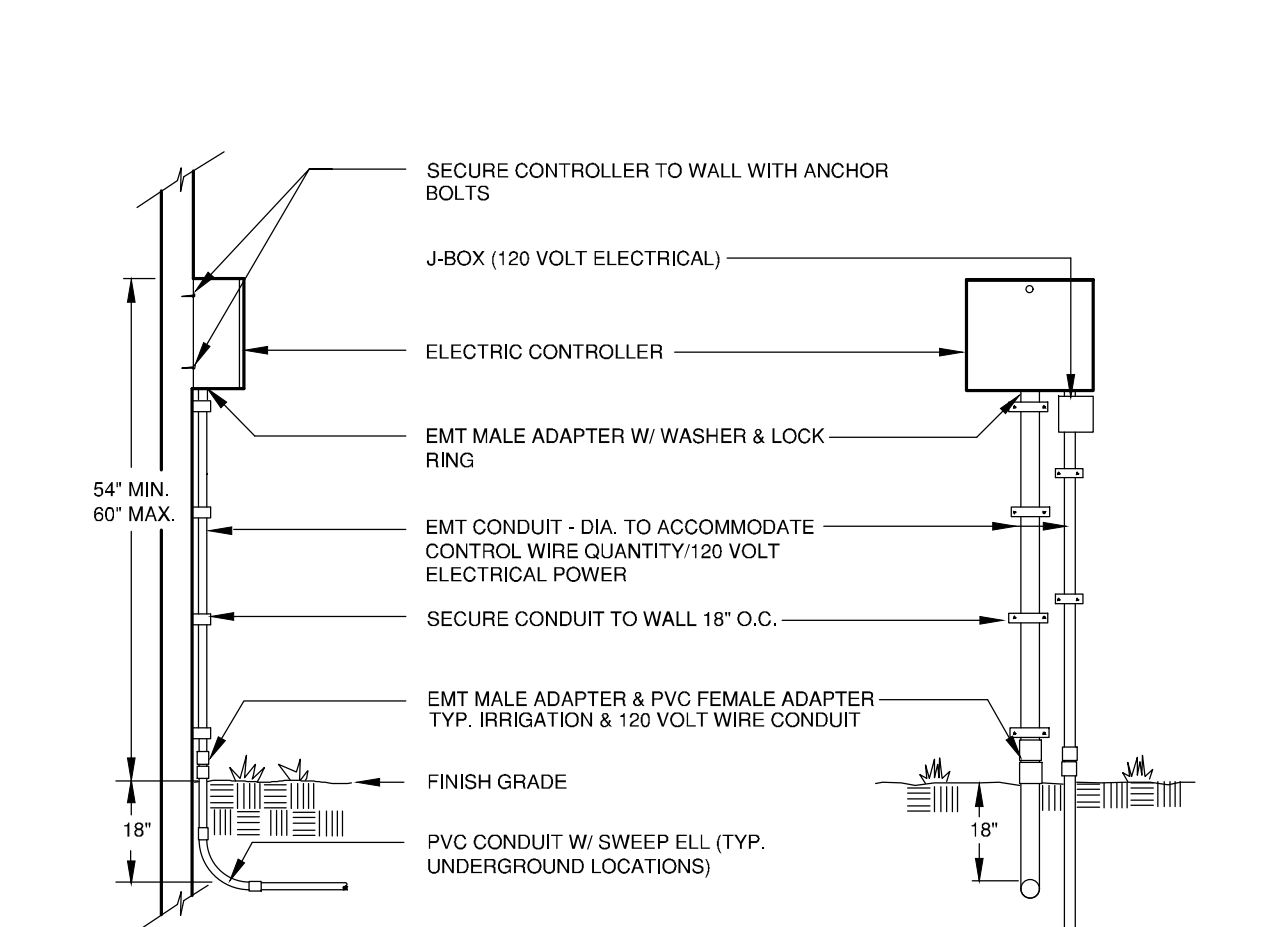
GATE VALVE

5



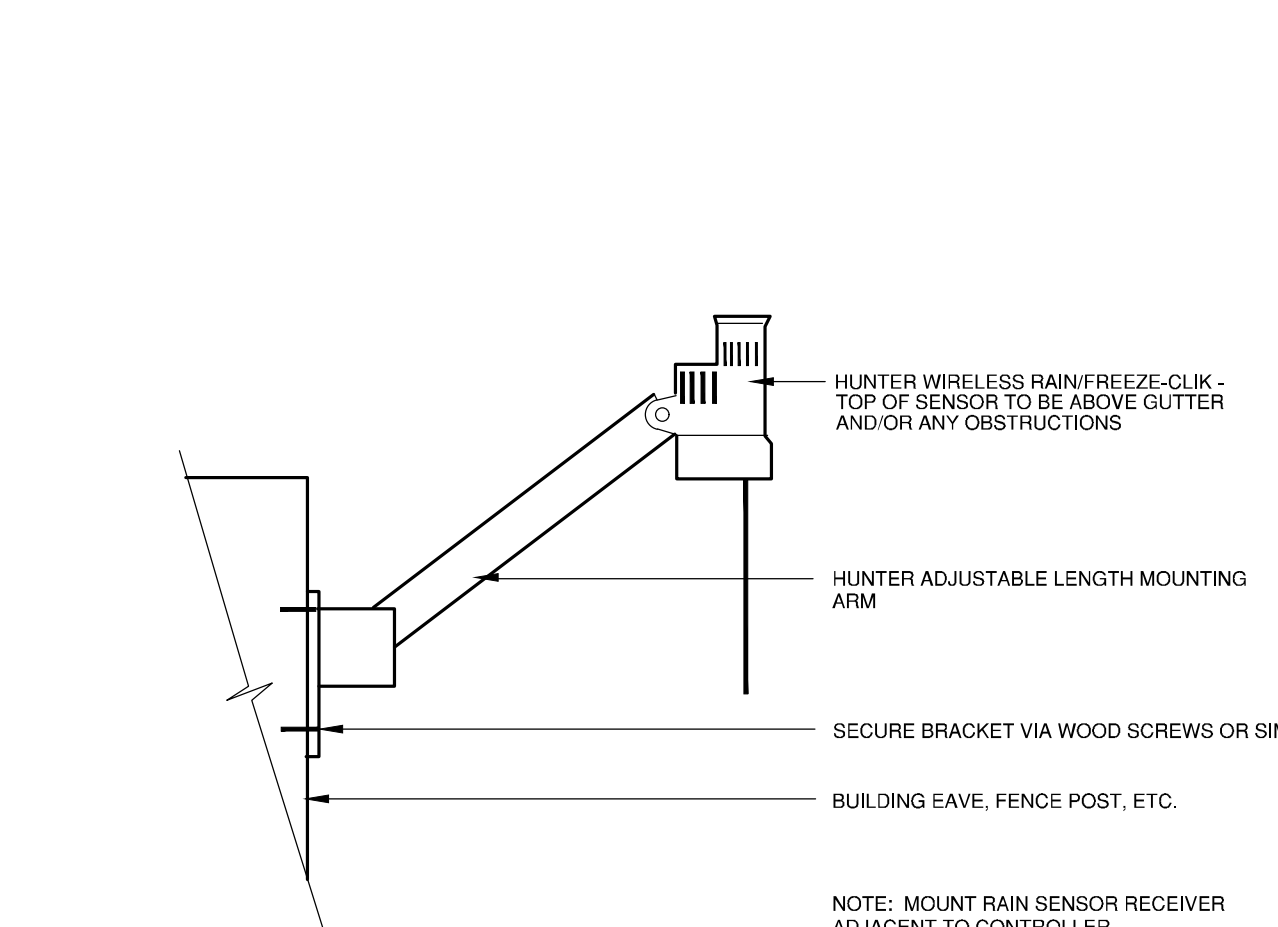
TRENCHES

6



ELECTRIC CONTROLLER

7



RAIN/FREEZE SENSOR

8

5/28/2024 2:48:57 PM Autodesk Docs/7236365.MM AdventHealth Parker Hospital 02/23/2025 00 AM Parker CS-A-4

THIS SHEET IS TO BE USED IN CONJUNCTION WITH THE FOLLOWING SHEETS:

DATE
06/03/2024

PARKER PROJECT NUMBER
SP24-XXX

SHEET TITLE
**IRRIGATION
DETAILS**
DRAWING NUMBER

3 of 4

CROWN POINT F#1 30TH AMENDMENT FILING NO. X - LOT 1, TRACT A & B

LOCATED IN THE NW 1/4, SECTION 10, TOWNSHIP 6 SOUTH, RANGE 66 WEST,
TOWN OF PARKER, DOUGLAS COUNTY, COLORADO.

Avoca
IRRIGATION DESIGN
11227 N. KEN GARY AVE., SUITE F-508
LITTLETON, COLORADO 80127
303-562-5698
avoca@sigent.net



BOULDER ASSOCIATES

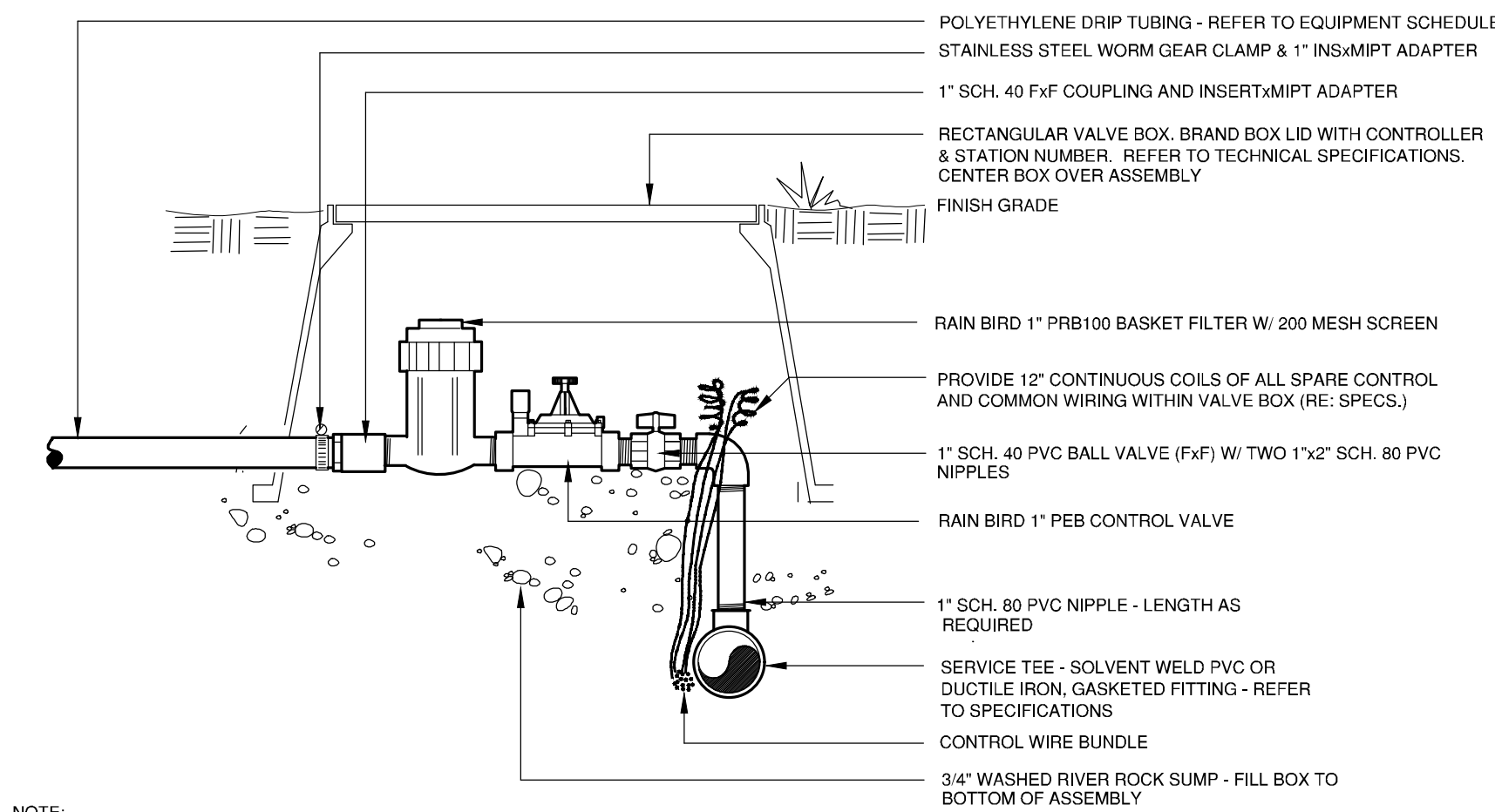
1426 PEARL STREET, SUITE 300
BOULDER, COLORADO 80302
303.499.7795



**ADVENTHEALTH
PARKER FACILITY
EXPANSION**

CROWN POINT, 30TH AMDMT
LOT 1, TRACT A & B
PARKER, CO 80138

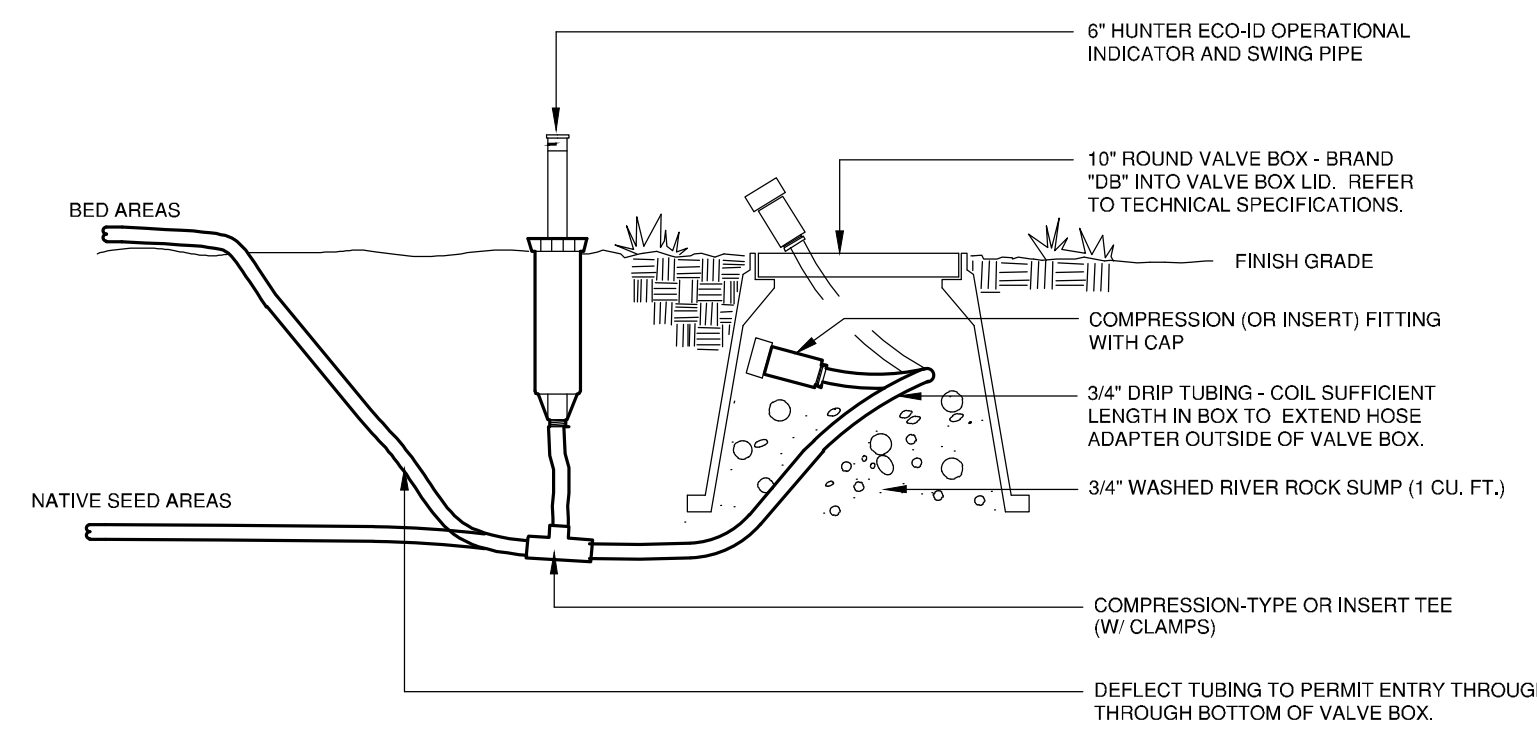
SUBMITTALS
DESCRIPTION DATE
08/16/24



NOTE:
INSTALL ASSEMBLY TO REST ON GRAVEL SUMP. CONTAIN ENTIRE ASSEMBLY WITHIN BOX.
NO VALVE BOX EXTENSIONS WILL BE ACCEPTED
PROVIDE 2" MIN. CLEARANCE BETWEEN TOP OF FILTER AND BOTTOM OF BOX LID
TOP OF VALVE BOX TO BE FLUSH WITH FINISH GRADE
VALVE BOX SHALL NOT REST ON DRIP TUBING/PIPING
APPLY NON-HARDENING THREAD SEALANT CONTAINING NO
PETROLEUM DISTILLATES TO ALL MALE-THREADED FITTINGS
(SPEARS BLUE 75 OR EQUAL)

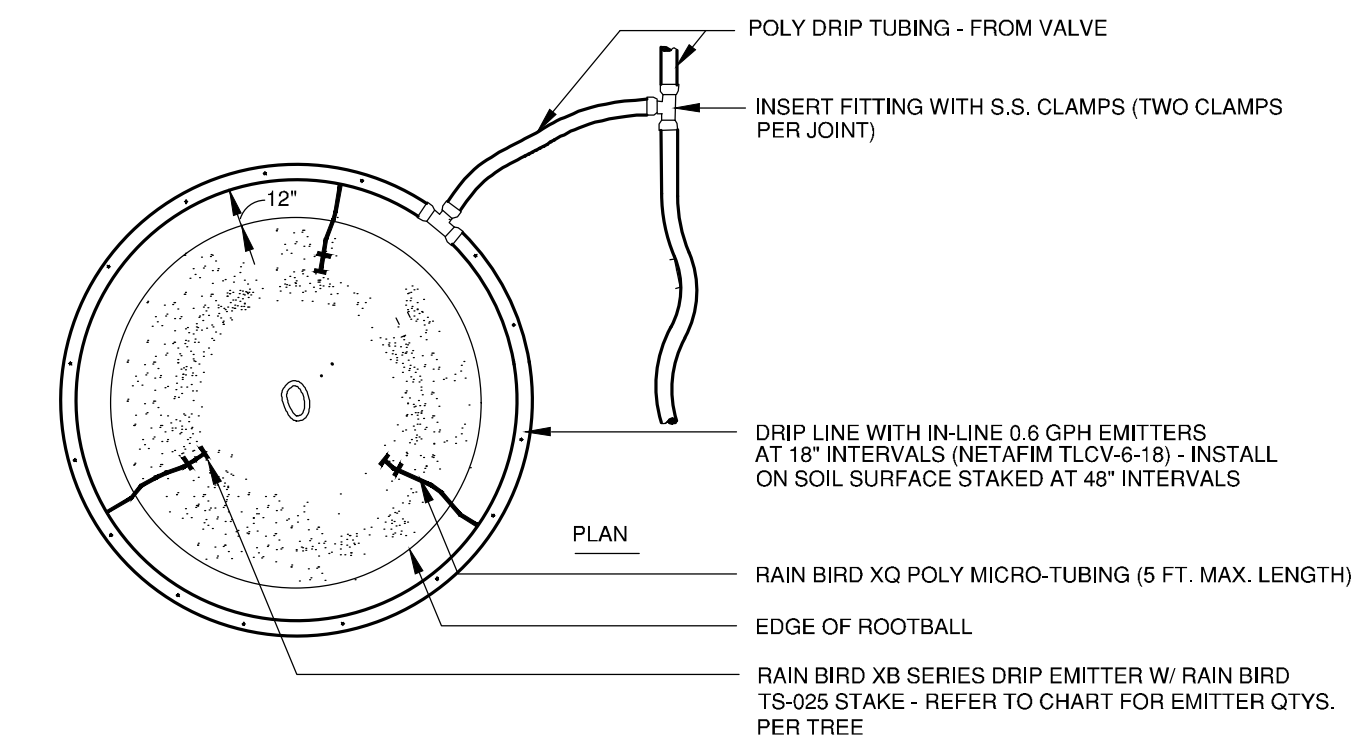
DRIP VALVE ASSEMBLY

9



DRIP LINE FLUSH-OUT AND OPERATIONAL INDICATOR

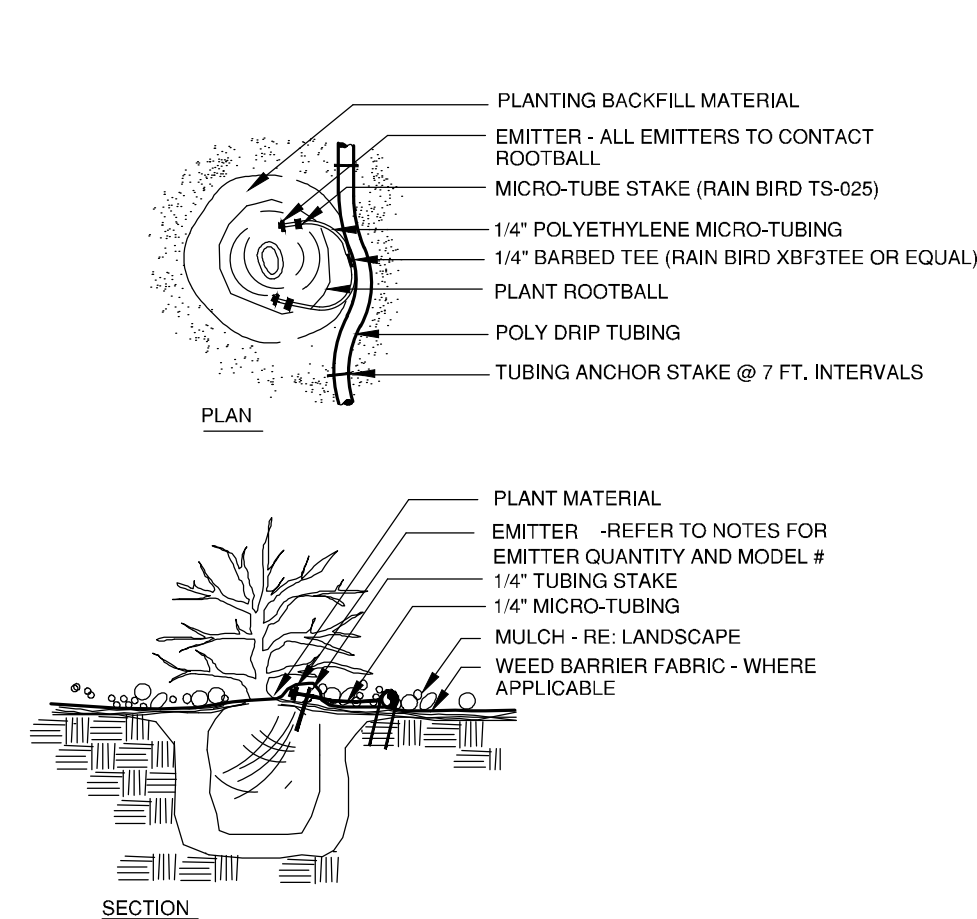
10



PLANT SIZE	EMITTER FLOW RATE	EMITTER QTY. AT MULCHED BED LOCATIONS
1 1/2" CALIPER TREE	1.0 GPH	THREE EACH
2" CALIPER TREE	1.0 GPH	FOUR EACH
2 1/2" CALIPER TREE	1.0 GPH	SIX EACH
6 FT. CONIFEROUS TREE	1.0 GPH	FOUR EACH
8 FT. CONIFEROUS TREE	1.0 GPH	SIX EACH

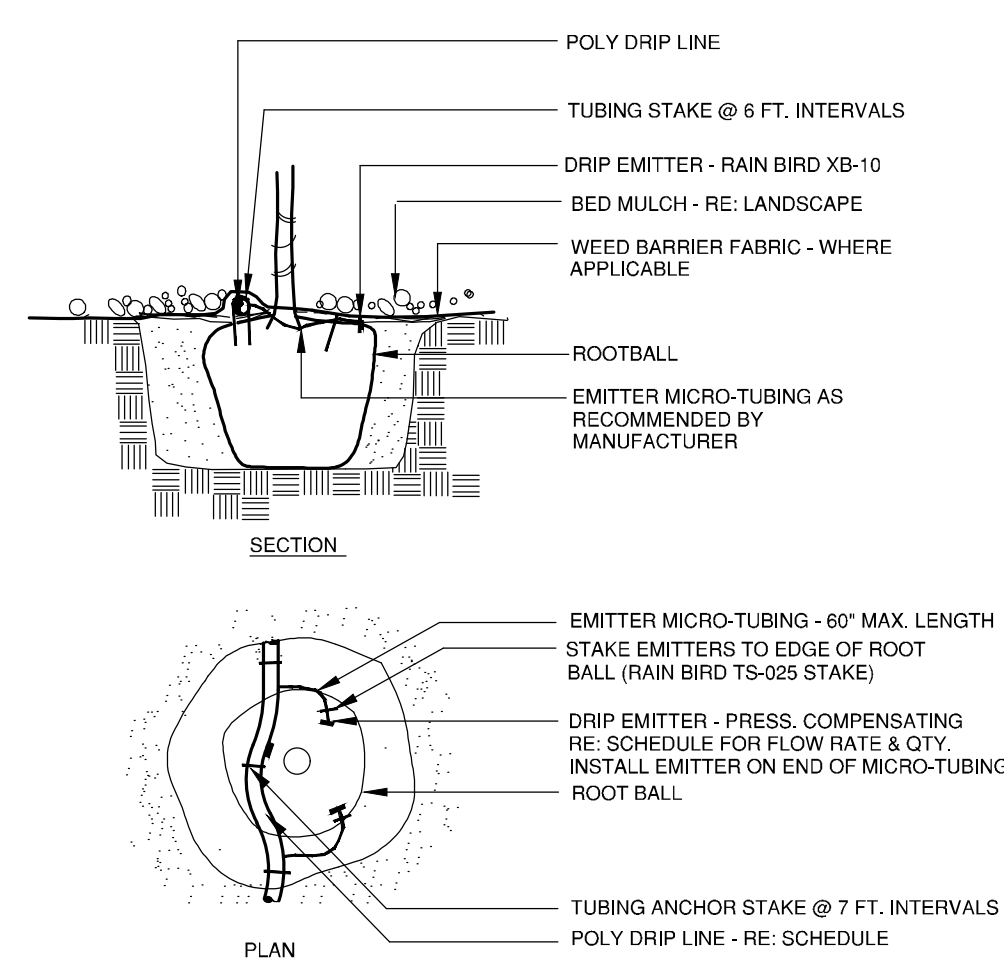
IN-LINE DRIP RING DRIP ASSEMBLY

11



NOTE:
INSTALL EMITTERS ON OPPOSING SIDES OF ROOTBALL.
FLUSH ALL LINES THOROUGHLY PRIOR TO EMITTER INSTALLATION.
IF PLANTING ON A 4:1 SLOPE OR GREATER, INSTALL EMITTERS ON UPHILL
SIDE OF ROOTBALL.
INSTALL TWO 1/2 GPH EMITTERS PER 5 GAL. SHRUB, ONE 1/2 GPH EMITTER PER 1 GAL. PLANT

SHRUB AND PERENNIAL PLANTINGS IN BED AREAS



NOTE:
INSTALL EMITTERS EQUALLY AROUND ROOTBALL. EMITTERS SHALL
BE INSTALLED TO CLEAR FINISHED GRADE BY A MINIMUM OF 1"
AND A MAXIMUM OF 2". FLUSH ALL LINES THOROUGHLY,
INCLUDING EMITTER TUBING, PRIOR TO INSTALLING EMITTERS.
IF PLANTING ON A 4:1 SLOPE OR GREATER, INSTALL EMITTERS ON UPHILL
SIDE OF ROOTBALL.

TREE PLANTINGS IN BED AREAS

PLANT SIZE	EMITTER FLOW RATE	EMITTER QTY. AT MULCHED BED LOCATIONS
1 GALLON MATERIAL	0.5 GPH	ONE EACH
5 GALLON MATERIAL	0.5 GPH	TWO EACH
1 1/2" CALIPER TREE	1.0 GPH	THREE EACH
2" CALIPER TREE	1.0 GPH	FOUR EACH
2 1/2" CALIPER TREE	1.0 GPH	SIX EACH
3" CALIPER TREE	1.0 GPH	EIGHT EACH
3 1/2" CALIPER TREE	1.0 GPH	NINE EACH
4" CALIPER TREE	1.0 GPH	TEN EACH
6 FT. CONIFEROUS TREE	1.0 GPH	FOUR EACH
8 FT. CONIFEROUS TREE	1.0 GPH	SIX EACH
10 FT. CONIFEROUS TREE	1.0 GPH	EIGHT EACH
12 FT. CONIFEROUS TREE	1.0 GPH	TEN EACH

DRIP EMITTER

12

5/28/2024 2:48:57 PM Autodesk Docs/7236955.MM AdventHealth Parker Hospital 02/12/2025 00:00 AM Parker CS-A-4

THIS FILE IS A PDF GENERATED FROM A DWG

DATE
06/03/2024

PARKER PROJECT NUMBER
SP24-XXX

SHEET TITLE
**IRRIGATION
DETAILS**

DRAWING NUMBER

4 of 4