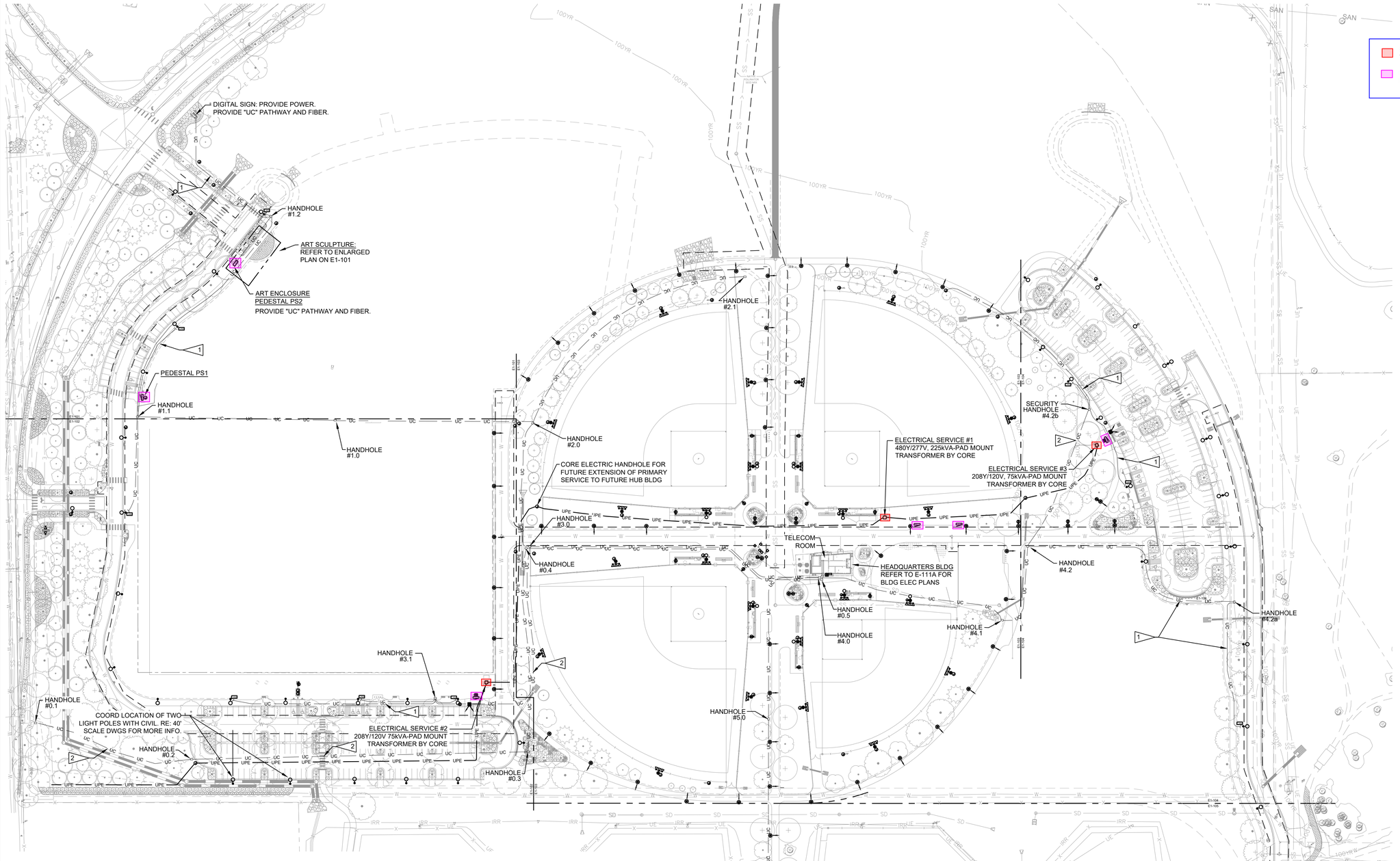

PLAN GENERAL NOTES:

REFER TO E-000 FOR ELECTRICAL GENERAL NOTES, LIGHTING GENERAL NOTES, LIGHTING CONTROL NOTES, AND LIGHTING FLAG NOTES. (TYPICAL FOR ALL SHEETS).

SITE LIGHTING CONTROL ZONES: s = SECURITY, g = GENERAL, c = CAMERA. REFER TO LIGHTING ELECTRICAL CONNECTION & CONTROL SCHEDULE FOR MORE INFORMATION ON BRANCH CIRCUITING.

SITE PLAN FLAG NOTES:

1. ROUTE UNDERGROUND COMMUNICATIONS CONDUITS AND SECURITY CONDUITS BELOW CONCRETE SIDEWALK WHERE FEASIBLE. AVOID CONFLICT WITH OTHER UTILITIES. AVOID ROUTING UNDER TREE DRIP LINES. (TYP)
2. ROUTE UNDERGROUND COMMUNICATIONS CONDUITS BELOW GRADE AND AVOID CONFLICT WITH OTHER UTILITIES. AVOID ROUTING UNDER TREE DRIP LINES (TYP.)

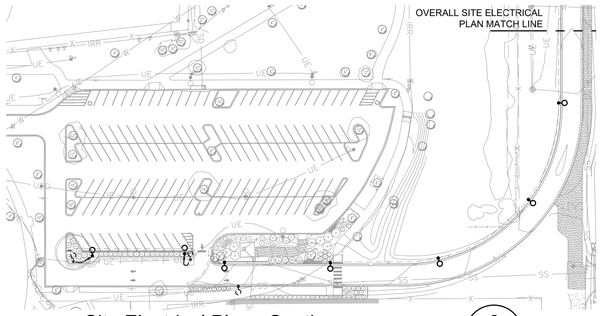

Site Electrical Plan - South
SCALE: 1" = 80'
0 40 80 160 240
SCALE IN FEET
2 E-100A

Site Electrical Plan
SCALE: 1" = 80'
0 40 80 160 240
SCALE IN FEET
1 E-100A

COLORADO 811
CALL 811 2-BUSINESS DAYS IN ADVANCE BEFORE YOU DIG, GRADE OR EXCAVATE FOR MARKING OF UNDERGROUND MEMBER UTILITIES

hord coplan macht
LANDSCAPE ARCHITECT / ARCHITECT
1800 Wazee Street, Suite 450
Denver, CO 80202
p. 303.607.0977

CIVIL ENGINEER / STRUCTURAL ENGINEER
JVA Incorporated
1675 Larimer Street, #550
Denver, CO 80202
p. 303.444.1951

ELECTRICAL ENGINEER
Ackerman Engineering, Inc.
3000 Youngfield Street, #264
Wheat Ridge, CO 80215
p. 303.278.7297

IRRIGATION
Avocet Irrigation
11757 W. Ken Caryl Ave., Suite F-509
Littleton, CO 80127
p. 303.986.2175

MECHANICAL ENGINEER
ENVISION Mechanical Engineers, Inc.
9777 Pyramid Court, #260
Englewood, CO 80112
p. 303.688.0223

Town of Parker
SALISBURY REGIONAL PARK - PHASE 1
11700 MOTSENBOCKER RD
PARKER, CO 80134

hord coplan macht
ARCHITECTURE
LANDSCAPE ARCHITECTURE
PLANNING
INTERIOR DESIGN

DATE	DESCRIPTION

Project Number:	223072.00
Sheet Issue Date:	2025-05-02
Drawn By:	AEI
Checked By:	HFR

Key Map

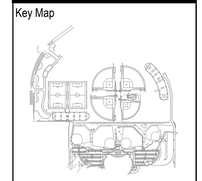

Drawing

OVERALL SITE ELECTRICAL PLAN - BASE BID

E-100A

SITE PLAN SUBMITTAL

© Hord Coplan Macht, Inc.